













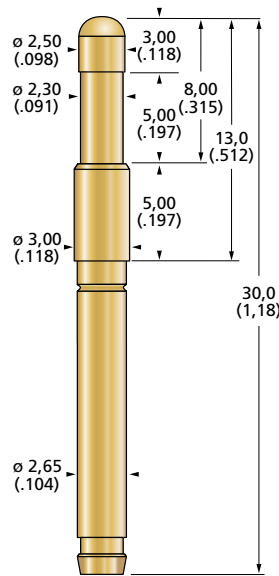


### Spring Force (xx)

Preload	Rated Force	Code
		<b>xx</b>
0,8 N	1,5 N	<b>15</b>
1,0 N	2,0 N	<b>20</b>
1,2 N	3,0 N	<b>30</b>
3,0 N	5,0 N	<b>50</b>

	Ø 2,30	<b>154.102.23.xx</b>
	Ø 2,30	<b>154.03.23.xx</b>
	Ø 2,50	<b>154.103.25.xx</b>
	Ø 6,00	<b>154.03.60.xx</b>
	Ø 2,50	<b>154.104.25.xx</b>
	Ø 2,50	<b>154.105.25.xx</b>
	Ø 2,50	<b>154.06.25.xx</b>
	Ø 4,00	<b>154.106.40.xx</b>
	Ø 2,50	<b>154.08.25.xx</b>
	Ø 3,00	<b>154.108.30.xx</b>
	Ø 4,00	<b>154.08.40.xx</b>
	Ø 2,50	<b>154.110.25.xx</b>
	Ø 2,50	<b>154.122.25.xx</b>
	Ø 2,50	<b>154.35.25.xx</b>

### Series 154



### Series 154

#### Technical Data

Overall Length	30,00 mm
Minimum Centre Spacing	3,80 mm
Maximum Travel	5,00 mm
Working Travel	3,40 mm
Temperature Range from	-55°C
Up to	+120°C
Typical Resistance	20 mΩ
Current Load rated/max.	4,0 / 5,5 A

#### Materials

Plunger	CuBe or steel, gold plated
Barrel	Brass, gold plated
Spring	Music wire, silver plated

















For **XXLonglife-Nanocoating** order as **154X**

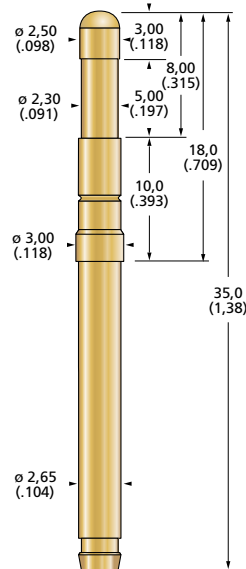
The Series 154 has a barrel with snap groove. Please note that if you use one of the spacers, the function of the locking groove is no longer present. Receptacles shown on page 48.

### Spring Force (xx)

Preload	Rated Force	Code
		<b>xx</b>
0,8 N	1,5 N	<b>15</b>
1,0 N	2,0 N	<b>20</b>
1,2 N	3,0 N	<b>30</b>
3,0 N	5,0 N	<b>50</b>
3,2 N	8,0 N	<b>80</b>

	Ø 2,30	<b>155.102.23.xx</b>
	Ø 2,30	<b>155.03.23.xx</b>
	Ø 2,50	<b>155.103.25.xx</b>
	Ø 6,00	<b>155.03.60.xx</b>
	Ø 2,50	<b>155.104.25.xx</b>
	Ø 2,50	<b>155.105.25.xx</b>
	Ø 2,50	<b>155.06.25.xx</b>
	Ø 4,00	<b>155.106.40.xx</b>
	Ø 2,50	<b>155.08.25.xx</b>
	Ø 3,00	<b>155.108.30.xx</b>
	Ø 4,00	<b>155.08.40.xx</b>
	Ø 2,50	<b>155.110.25.xx</b>
	Ø 2,50	<b>155.122.25.xx</b>
	Ø 2,50	<b>155.35.25.xx</b>

### Series 155



### Series 155

#### Technical Data

Overall Length	35,00 mm
Minimum Centre Spacing	3,80 mm
Maximum Travel	5,00 mm
Working Travel	3,40 mm
Temperature Range from	-55°C
Up to	+120°C
Typical Resistance	20 mΩ
Current Load rated/max.	4,0 / 5,5 A

#### Materials

Plunger	CuBe or steel, gold plated
Barrel	Brass, gold plated
Spring	Music wire, silver plated

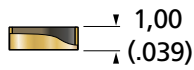


For **XXLonglife-Nanocoating** order as **155X**

The Series 155 has a barrel with snap groove. Please note that if you use one of the spacers, the function of the locking groove is no longer present. Receptacles shown on page 48.

ICT / FCT  
TEST PROBES

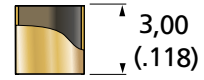
**D 50.01**  
Spacer tube 1 mm



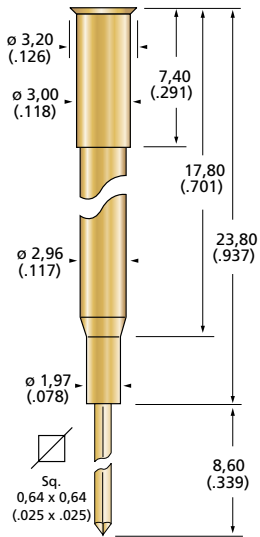
**D 50.02**  
Spacer tube 2 mm



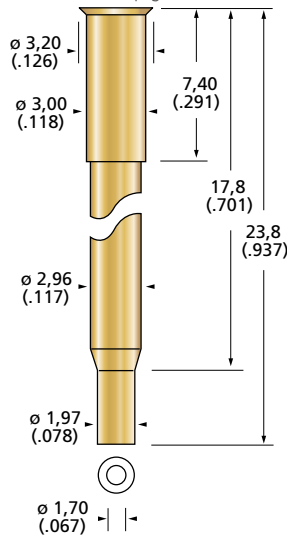
**D 50.03**  
Spacer tube 3 mm



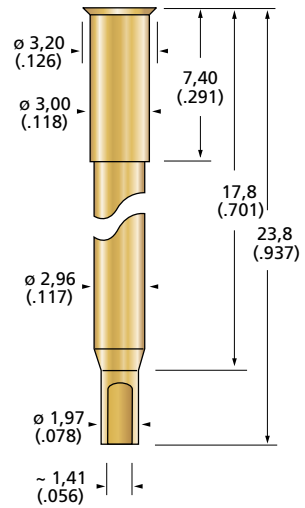
**S 50.00-W**  
Wire-Wrap-Post without snap groove



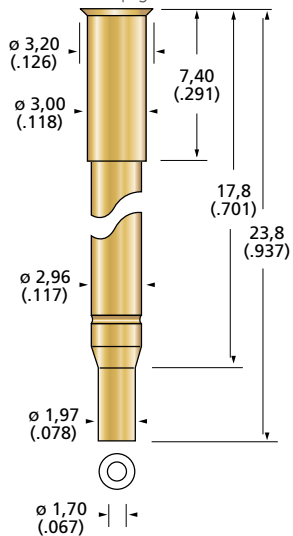
**S 50.00-C**  
Open Crimp End  
without snap groove



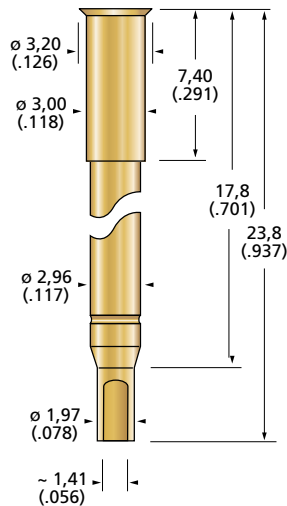
**S 50.00-L**  
Solder Cup without snap groove



**S 150.00-C**  
Open Crimp End  
with snap groove



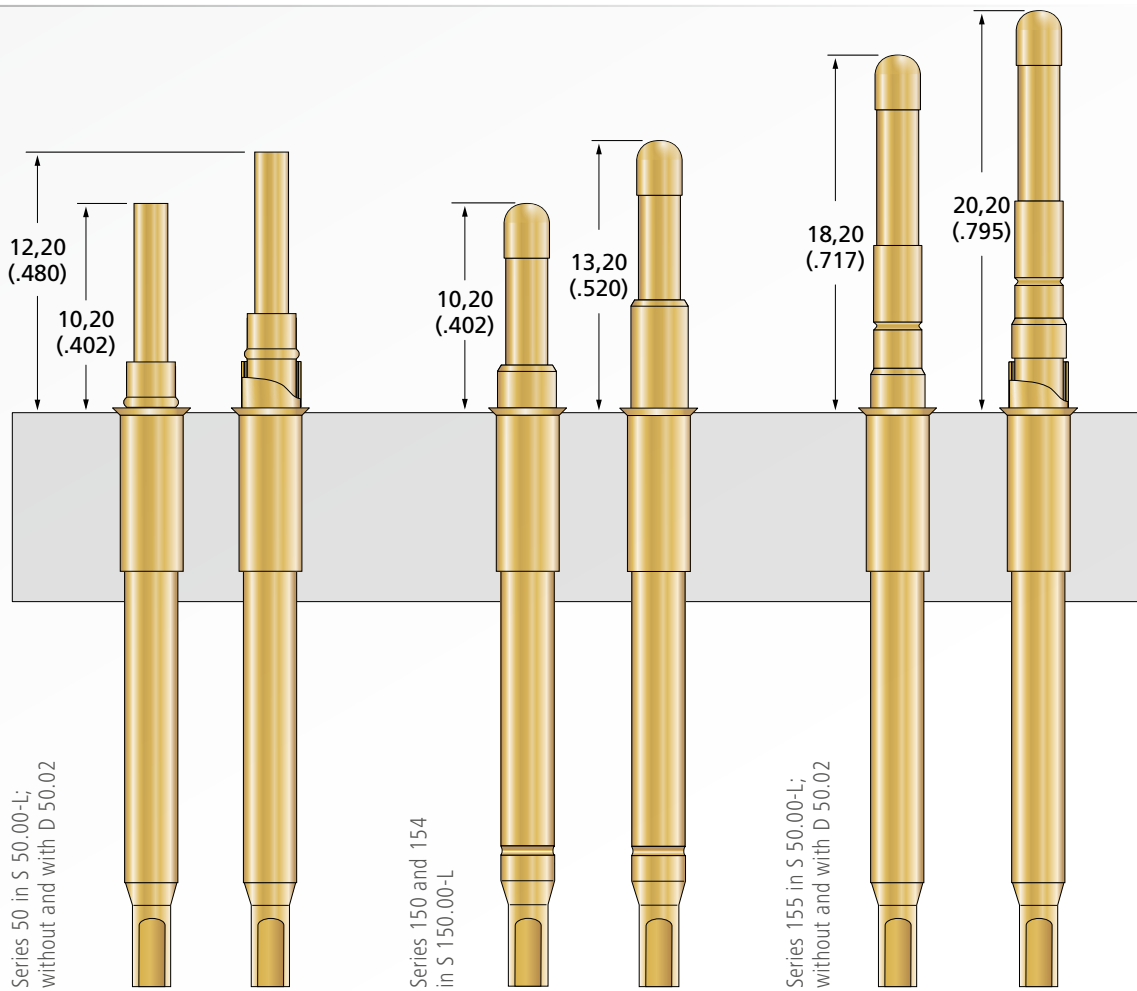
**S 150.00-L**  
Solder Cup with snap groove



# RECEPTACLES SERIES 50 / 150 / 154 / 155

The **SERIES 50**, together with its variants **150**, **154** and **155**, offer a multitude of combination options. The metric series for pitch  $\geq 3.80$  mm, like the series for pitch  $\geq 2.54$  mm, features a fixed stop ring that, if combined with spacer tubes, allows for extremely variable installation height values. Additionally, some series and receptacles have a „snap groove“ that provides a higher retention force for the contact probe in the receptacle. This option is widely used in the field of cable harness test. Please note: when using spacer tubes, this feature won't work due to the raised position of the spring contact probe in the receptacle.

## FIXTURING EXAMPLE



## X-ON Electronics

Largest Supplier of Electrical and Electronic Components

*Click to view similar products for [Contact Probes](#) category:*

*Click to view products by [FIXTEST](#) manufacturer:*

Other Similar products are found below :

[CT5253](#) [CT5082](#) [100039-033-958](#) [100077-003-0-0](#) [300122-031-1102](#) [R-2-RP-375](#) [S-4-C-5-G S/C](#) [300122-056-0203](#) [SS-75-B-2.4-G](#) [S-100-U-10-G-S](#) [SS-75-C-4.9-D D/C .620 OAL](#) [100165-033-952](#) [300106-000-1103](#) [100024-002-942](#) [SS-75-E-4.9-D D/C .620 OAL](#) [SX-0-U-2.2-G D/C](#) [101506-000](#) [101740-028-948](#) [ICT-100-V8-8-G S/C](#) [ICT-100-A-8-G S/C](#) [ICT-075-B-10-G-S S/C](#) [S-2-D-8.3-G D/C](#) [GSS-19-7-G S/C OAL](#) [ICT-100-T-8-G S/C](#) [GSS-4-7-G](#) [SS-40-J-2.4-G D/C](#) [S-0-A-2.2-D 660 S/C](#) [SS-50-J-3.3-D S/C](#) [S-0-V-3.7-G S/C](#) [SX-2-B-7-G D/C](#) [SX-1-U-6.6-G D/C](#) [SX-1-C-6.6-G D/C](#) [SS-75-D-4.9-D D/C .620 OAL](#) [SS-50-J-5.1-G S/C](#) [SS-50-E-2.9-G S/C](#) [SS-40-J-1.8-G-N/L D/C](#) [SS-3-7-G S/C W/HOLE .373 OAL](#) [SS-18-7-G S/C W/HOLE .405 OAL](#) [SS-10-7-G S/C W/HOLE .373 OAL](#) [SS-1-7-G S/C W/HOLE .385 OAL](#) [SHE-5-H-18.7-G](#) [SHE-5-B-18.7-G](#) [SHE-5-A-18.7-G](#) [SHE-3-A-7-G](#) [SH-4-A-10-G S/C](#) [101057-001-952](#) [S-50C-HS-4.3-DG-S](#) [S-5-F-8-G S/C SS](#) [SPGS](#) [S-5-F-16.4-G S/C](#) [S-4-K-5-G S/C](#)