

STANDARD
标准品

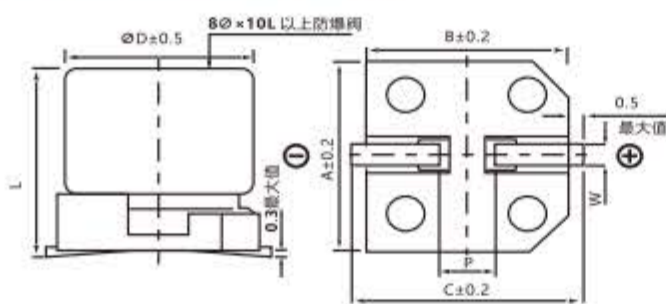
- Operating with wide temperature range -55~+105°C
适用于 -55~+105° C 的宽温范围
- Load life of 2000 hours
负荷寿命2000 小时
- Comply with the RoHS directive
符合 RoHS 指令



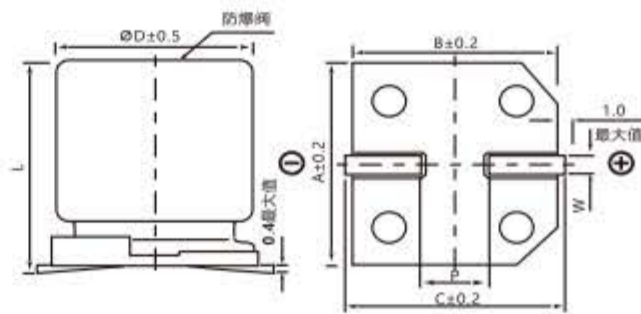
SPECIFICATIONS 特性表

Items 项目	Characteristics 主要特性											
Operation Temperature Range 使用温度范围	6.3~100V:-55~+105°C 160-400V:-40~+105°C 450V:-25~+105°C											
Voltage Range 额定工作电压范围	4 ~ 450V											
Capacitance Range 静电容量范围	0.1 ~ 6800 μF											
Capacitance Tolerance 静电容量允许偏差	±20% at 120Hz, 20°C											
Leakage Current 漏电流	Rated Voltage 额定工作电压	6.3 ~ 100V	160 ~ 450V									
	Case size 尺寸	Ø4~Ø10	Ø12.5~Ø16	Ø6.3~Ø16								
	Time 时间	after 2min. (application of rated voltage) 2 分钟后 (施加额定工作电压)	after 2min. (application of rated voltage) 2 分钟后 (施加额定工作电压)	after 5min.(application of rated voltage) 5 分钟后 (施加额定工作电压)								
	Leakage current 漏电流	≤ 0.01CV or 3 μA, whichever is greater ≤ 0.01CV 或 3 μA, 取较大值	≤ 0.03CV or 4 μA, whichever is greater ≤ 0.03CV 或 4 μA, 取较大值	≤ 0.04CV+100 μA								
Dissipation Factor (tan δ) 损耗角正切	Measurement frequency 测试频率: 120Hz, Temperature 温度: 20°C											
	Rated Voltage(V) 额定工作电压	4	6.3	10	16	25	35	50	63	100	160-250	350-450
Stability at Low Temperature 低温特性	Measurement frequency 测试频率: 120Hz											
	Rated Voltage (V) 额定工作电压	4	6.3	10	16	25	35	50-63	100	160-250	350-450	
Load Life 高温负荷特性	Capacitance Change 静电容量变化率	Within ±20% of initial value (Within ±30% of initial value for capacitors of 10V or less) 初始值的 ±20% 以内 (≤10V 为初始值的 ±30%以内)										
	Dissipation Factor 损耗角正切	200% or less of initial specified value 不大于规范值的200%										
	Leakage Current 漏电流	initial specified value or less 不大于规范值										
	Shelf Life 高温贮存特性	After 2000 hrs. application of the rated voltage at 105°C, they meet the characteristics listed below. 在 105°C 环境中施加额定工作电压2000 小时后, 电容器的特性符合下表的要求。										
Resistance to Soldering Heat 耐焊接热特性	Capacitance Change 静电容量变化率	Within ±10% of initial value 初始值的 ±10%以内										
	Dissipation Factor 损耗角正切	initial specified value or less 不大于规范值										
	Leakage Current 漏电流	initial specified value or less 不大于规范值										
	Marking 标识	Black print on the case top. 铝壳顶部黑字印刷。										

Diagram of Dimensions 尺寸图



ØD=4~10 适用



Ø12.5 以上适用

DIMENSIONS (Unit: mm) 尺寸表

DXL	4X5.4	5X5.4	6.3X4.5	6.3X5.4	6.3X7.7	8X10.5	10X10.5	10X13.5	12.5X13.5	12.5X16	16X16.5
A	4.3	5.3	6.6	6.6	6.6	8.3	10.3	10.3	13.0	13.0	17.0
B	4.3	5.3	6.6	6.6	6.6	8.3	10.3	10.3	13.0	13.0	17.0
C	5.1	5.9	7.2	7.2	7.2	9.2	11.2	11.2	13.7	13.7	18.0
P±0.2	1.0	1.5	2.0	2.0	2.0	3.1	4.4	4.4	4.4	4.4	6.4
L	5.4±0.3	5.4±0.3	4.5±0.3	5.4±0.3	7.7±0.3	10.5±0.5	10.5±0.5	13.5±0.5	13.5±0.5	16±0.5	16.5±0.5

□ DRAWING (Unit: mm) 外形图



□ DIMENSIONS & MAXIMUM PERMISSIBLE RIPPLE CURRENT 规格尺寸及最大允许纹波电流

WV Code μF 代码	4		6.3		10		16		25	
	0G		0J		1A		1C		1E	
4.7 4R7							4 × 5.4	13	4 × 5.4	14
10 100							4 × 5.4	19	5 × 5.4 (4 × 5.4)	23 (16)
22 220	4 × 5.4	20	4 × 5.4	23	5 × 5.4 (4 × 5.4)	29 (20)	5 × 5.4 (4 × 5.4)	32 (25)	6.3 × 5.4 (5 × 5.4)	39 (32)
33 330	5 × 5.4 (4 × 5.4)	30 (25)	5 × 5.4 (4 × 5.4)	32 (30)	5 × 5.4 (4 × 5.4)	35 (22)	6.3 × 5.4 (5 × 5.4)	45 (35)	6.3 × 5.4 (5 × 5.4)	48 (35)
47 470	5 × 5.4 (4 × 5.4)	36 (30)	5 × 5.4 (4 × 5.4)	38 (35)	5 × 5.4	38	6.3 × 5.4 (5 × 5.4)	55 (40)	6.3 × 5.4	60
100 101	6.3 × 5.4 (5 × 5.4)	60 (49)	6.3 × 5.4 (5 × 5.4)	65 (54)	6.3 × 5.4 (5 × 5.4)	70 (60)	6.3 × 5.4 (6.3 × 4.5)	80 (55)	6.3 × 7.7 (6.3 × 5.4)	100 (80)
150 151	6.3 × 5.4	70	6.3 × 5.4	55	6.3 × 5.4	62	6.3 × 7.7	105	8 × 10.5 (6.3 × 7.7)	140 (120)
220 221	6.3 × 5.4	85	6.3 × 7.7 (6.3 × 5.4)	120 (95)	6.3 × 7.7 (6.3 × 5.4) (6.3 × 4.5)	120 (95) (60)	8 × 10.5 (6.3 × 7.7)	180 (120)	8 × 10.5	200
330 331	6.3 × 7.7	100	6.3 × 7.7	120	8 × 10.5 (6.3 × 7.7)	200 (135)	8 × 10.5	220	10 × 10.5 (8 × 10.5)	240 (250)
470 471	6.3 × 7.7	105	8 × 10.5 (6.3 × 7.7)	230 (120)	6.3 × 7.7 (8 × 10.5)	120 (230)	10 × 10.5 (8 × 10.5)	300 (270)	10 × 10.5	280
680 681	8 × 10.5	210	8 × 10.5	230	10 × 10.5 (8 × 10.5)	270 (220)	10 × 10.5	315	10 × 13.5	400
1000 102	8 × 10.5	230	10 × 10.5 (8 × 10.5)	340 (290)	10 × 10.5	315	12.5 × 13.5 (10 × 13.5) (10 × 10.5)	500 (390) (340)	12.5 × 13.5	580
1500 152	10 × 10.5	315	10 × 13.5 (10 × 10.5)	450 (410)	10 × 13.5	460	12.5 × 13.5	550	12.5 × 16	850
2200 222	10 × 13.5 (10 × 10.5)	440 (340)	12.5 × 13.5 (10 × 13.5)	620 (500)	12.5 × 13.5	680	16 × 16.5 (12.5 × 16)	950 (750)	16 × 16.5	1050
3300 332	10 × 13.5	490	12.5 × 16 (12.5 × 13.5)	700 (660)	16 × 16.5	1000	16 × 16.5	1000		
4700 472	12.5 × 13.5	600	16 × 16.5	1000					Case size 尺寸	Ripple current 纹波电流
6800 682	16 × 16.5 (12.5 × 16)	950 (650)								

WV Code μF 代码	35		50		63		100	
	1V		1H		1J		2A	
0.1 0R1			4 × 5.4	2	4 × 5.4	2		
0.22 R22			4 × 5.4	4	4 × 5.4	4		
0.33 R33			4 × 5.4	4	4 × 5.4	4		
0.47 R47			4 × 5.4	5	4 × 5.4	5		
1 010			4 × 5.4	8	4 × 5.4	8	4 × 5.4	8
2.2 2R2			4 × 5.4	11	4 × 5.4	11	6.3 × 5.4 (5 × 5.4)	14 (12)
3.3 3R3	4 × 5.4	13	4 × 5.4	14	5 × 5.4	14	6.3 × 7.7 (6.3 × 5.4)	32 (20)
4.7 4R7	4 × 5.4	15	5 × 5.4 (4 × 5.4)	19 (14)	5 × 5.4	19	6.3 × 7.7 (6.3 × 5.4)	35 (21)
10 100	5 × 5.4 (4 × 5.4)	25 (18)	6.3 × 5.4 (5 × 5.4)	31 (20)	6.3 × 7.7 (6.3 × 5.4)	39 (24)	8 × 10.5 (6.3 × 7.7)	77 (35)
22 220	6.3 × 5.4 (5 × 5.4)	42 (34)	6.3 × 7.7 (6.3 × 5.4)	51 (42)	8 × 10.5 (6.3 × 7.7)	98 (49)	10 × 10.5 (8 × 10.5)	126 (84)
33 330	6.3 × 5.4	50	6.3 × 7.7	60	8 × 10.5	112	10 × 10.5	133
47 470	6.3 × 7.7 (6.3 × 5.4) (6.3 × 4.5)	78 (58) (50)	8 × 10.5 (6.3 × 7.7)	120 (63)	10 × 10.5 (8 × 10.5)	160 (119)	12.5 × 13.5 (10 × 13.5) (10 × 10.5)	250 (160) (140)
68 680					Case size 尺寸	Ripple current 纹波电流	12.5 × 13.5 (10 × 13.5)	300 (180)

•Case size $\varnothing D \times L$ (mm), ripple current (mA rms) at 105°C, 120Hz •尺寸 $\varnothing D \times L$ (mm), 纹波电流(mA rms)于105°C, 120Hz

□ DIMENSIONS & MAXIMUM PERMISSIBLE RIPPLE CURRENT 规格尺寸及最大允许纹波电流

μF	WV Code 代码	35		50		63		100		160	
		1V		1H		1J		2A		2C	
22	220									10 × 13.5	50
33	330									12.5 × 13.5	95
47	470									12.5 × 13.5 (16 × 16.5)	205 (240)
100	101	8 × 10.5 (6.3 × 7.7)	150 (92)	10 × 10.5 (8 × 10.5)	180 (160)	12.5 × 13.5 (10 × 13.5) (10 × 10.5)	270 (210) (196)	16 × 16.5 (12.5 × 13.5)	450 (380)	16 × 16.5	250
150	151	8 × 10.5	185	10 × 10.5	200	10 × 13.5	225				
220	221	10 × 10.5 (8 × 10.5)	250 (220)	10 × 13.5 (10 × 10.5)	280 (220)	16 × 16.5 (12.5 × 13.5)	560 (470)	16 × 16.5	550		
330	331	10 × 10.5	300	16 × 16.5 (12.5 × 13.5) (10 × 13.5)	600 (420) (295)	16 × 16.5 (12.5 × 16)	700 (510)				
470	471	12.5 × 13.5 (10 × 13.5) (10 × 10.5)	520 (375) (310)	16 × 16.5 (12.5 × 16) (12.5 × 13.5)	700 (520) (470)	16 × 16.5	750				
680	681	12.5 × 13.5	530	16 × 16.5	750						
1000	102	16 × 16.5 (12.5 × 16)	750 (600)							Case size 尺寸	Ripple current 纹波电流
1500	152	16 × 16.5	750								

μF	WV Code 代码	200		250		350		400		450	
		2D		2E		2V		2G		2W	
3.3	3R3							10 × 13.5 (8 × 10.5)	40 (35)	10 × 13.5 (8 × 12.5)	40 (38)
4.7	4R7			10 × 13.5	75	10 × 13.5	85	10 × 13.5 (12.5 × 13.5)	45 (48)	10 × 13.5 (12.5 × 13.5)	42 45
10	100	10 × 13.5	75	10 × 13.5	75	12.5 × 13.5	105	12.5 × 13.5	50	12.5 × 13.5	55
22	220	12.5 × 13.5	105	12.5 × 13.5	105	16 × 16.5	130	16 × 16.5	85	16 × 16.5	85
33	330	12.5 × 13.5	120	16 × 16.5	135						
47	470	16 × 16.5	220							Case size 尺寸	Ripple current 纹波电流

• Case size $\varnothing D \times L$ (mm), ripple current (mA rms) at 105°C, 120Hz • 尺寸 $\varnothing D \times L$ (mm), 纹波电流(mA rms)于105°C, 120Hz

□ FREQUENCY COEFFICIENT OF ALLOWABLE RIPPLE CURRENT 纹波电流频率补偿系数

Frequency 频率		50Hz	120Hz	300Hz	1KHz	10KHz~
Coefficient 系数	$\varnothing 4 \sim \varnothing 10$	0.1 ~ 68μF	0.70	1.00	1.17	1.36
		100 ~ 3300μF	0.85	1.00	1.08	1.20
	$\varnothing 12.5 \sim \varnothing 16$	~ 68μF	0.75	1.00	1.35	1.57
		100 ~ 680μF	0.80	1.00	1.23	1.34
		1000 ~ 6800μF	0.85	1.00	1.10	1.13

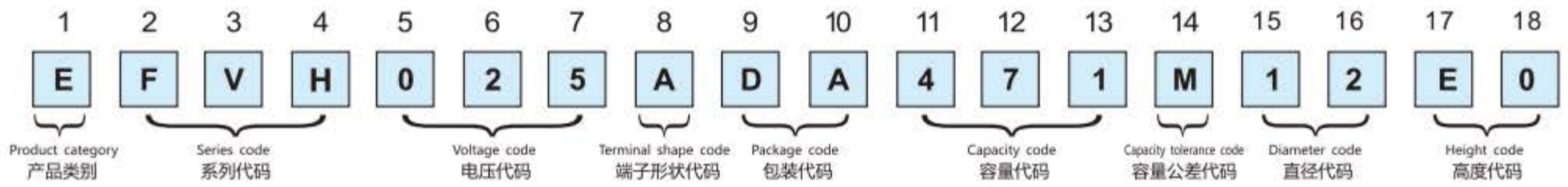
● The endurance of capacitors is reduced with internal heating produced by ripple current at the rate of halving the lifetime with every 10°C rise. When long life performance is required in actual use, the rms ripple current has to be reduced.

● 铝电解电容器由于在纹波电流叠加时自我发热，温度上升而老化，每升温10°C寿命减少一半；要想保持长寿命请在使用过程中降低纹波电流。

● Taping specifications are given in page 17 "Taping Specifications". 编带标准请参阅第 17 页“编带标准”。

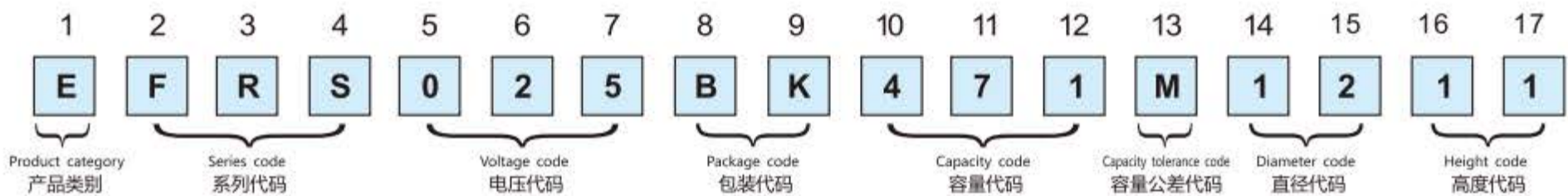
● Please refer to page 18 "Package Quantity" for the minimum package quantity. 最小包装数量请参阅第 18 页“包装数量”。

SMD EXPLANATION OF PART NUMBERS 贴片产品编码规则



(2, 3, 4)			(5, 6, 7)		(11, 12, 13)		(14)	(8)		(15, 16)		(17, 18)																											
Series 系列	Voltage (w.v) 电压	Code 代码	Capacitance (uF) 静电容量	Code 代码	Cap.Tolerance (%) 容量允许	Code 代码	Tape 端子类型		Code 代码	Diameter (mm) 直径	Code 代码	Length (mm) 高度	Code 代码																										
FVE	4	4R0	0.1	0R1	± 10	K	No dummy terminal 无辅助端子		A	4	04	4.5	45																										
FVH	6.3	6R3	0.22	R22	± 20	M	With dummy terminal 有辅助端子		G	5	05	5.4	54																										
FVA	10	010	1	010	<table border="1"> <thead> <tr> <th colspan="2">(9, 10)</th> <th>External diameter 纸盘外径</th> <th>Fit size 适合尺寸</th> <th>Code 代码</th> </tr> <tr> <th rowspan="4">Packaging 包装要求</th> <th rowspan="2">Paper tray 纸盘</th> <td>380</td> <td>ØD4~18</td> <td>DA</td> </tr> <tr> <td>330</td> <td>ØD4~18</td> <td>DB</td> </tr> <tr> <th rowspan="2">Glue tray 胶盘</th> <td>380</td> <td>ØD4~10</td> <td>RA</td> </tr> <tr> <td>-</td> <td>ØD12.5~18</td> <td>TR</td> </tr> </thead> </table>			(9, 10)		External diameter 纸盘外径	Fit size 适合尺寸	Code 代码	Packaging 包装要求	Paper tray 纸盘	380	ØD4~18	DA	330	ØD4~18	DB	Glue tray 胶盘	380	ØD4~10	RA	-	ØD12.5~18	TR	6.3	063	470	470	10	100	100	101	8	08	6.5	65
(9, 10)		External diameter 纸盘外径	Fit size 适合尺寸	Code 代码																																			
Packaging 包装要求	Paper tray 纸盘	380	ØD4~18	DA																																			
		330	ØD4~18	DB																																			
	Glue tray 胶盘	380	ØD4~10	RA																																			
		-	ØD12.5~18	TR																																			
FVZ	16	016	4.7	4R7				1000	102	10	100	12.5	12	10.2	A0																								
FVR	25	025	10	100				4700	472	16	16	16	16	10.5	B0																								
FVL	35	035	47	470				10000	103	18	18	18	18	13.5	E0																								
FVM	50	050	100	101				<table border="1"> <thead> <tr> <th>Diameter (mm) 直径</th> <th>Code 代码</th> <th>Length (mm) 高度</th> <th>Code 代码</th> </tr> </thead> <tbody> <tr> <td>16</td> <td>160</td> <td>160</td> <td>16</td> </tr> <tr> <td>16.5</td> <td>FVN</td> <td>250</td> <td>250</td> <td>16.5</td> <td>H0</td> </tr> <tr> <td>21.5</td> <td>FVD</td> <td>350</td> <td>350</td> <td>21.5</td> <td>N0</td> </tr> <tr> <td>400</td> <td>FVC</td> <td>400</td> <td>400</td> <td></td> <td></td> </tr> </tbody> </table>			Diameter (mm) 直径	Code 代码	Length (mm) 高度	Code 代码	16	160	160	16	16.5	FVN	250	250	16.5	H0	21.5	FVD	350	350	21.5	N0	400	FVC	400	400					
Diameter (mm) 直径	Code 代码	Length (mm) 高度	Code 代码																																				
16	160	160	16																																				
16.5	FVN	250	250	16.5	H0																																		
21.5	FVD	350	350	21.5	N0																																		
400	FVC	400	400																																				
FVU	63	063	470	471																																			
FVG	100	100	1000	102																																			
FVB	160	160	4700	472																																			
FVN	250	250	10000	103																																			
FVD	350	350																																					
FVC	400	400																																					

Radial EXPLANATION OF PART NUMBERS 插件产品编码规则



(2, 3, 4)			(5, 6, 7)		(10, 11, 12)		(13)	(8, 9)		(14, 15)		(16, 17)																																															
Series 系列	Voltage (w.v) 电压	Code 代码	Capacitance (uF) 静电容量	Code 代码	Cap.Tolerance (%) 容量允许	Code 代码	Packaging 包装形式		Code 代码	Diameter (mm) 直径	Code 代码	Length (mm) 高度	Code 代码																																														
FRA	4	4R0	0.1	0R1	± 10	K	Long-legged bulk 长脚散装		BK	4	04	4.5	04																																														
FRS	6.3	6R3	0.22	R22	± 20	M	Long-legged taping 长脚编带		BA	5	05	5.5	05																																														
FRU	10	010	1	010	<table border="1"> <thead> <tr> <th>Diameter (mm) 直径</th> <th>Code 代码</th> <th>Length (mm) 高度</th> <th>Code 代码</th> </tr> </thead> <tbody> <tr> <td>6.3</td> <td>06</td> <td>6.0</td> <td>06</td> </tr> <tr> <td>8</td> <td>08</td> <td>6.5</td> <td>06</td> </tr> <tr> <td>10</td> <td>10</td> <td>7.0</td> <td>07</td> </tr> <tr> <td>12.5</td> <td>12</td> <td>8.0</td> <td>08</td> </tr> <tr> <td>16</td> <td>16</td> <td>10</td> <td>10</td> </tr> <tr> <td>18</td> <td>18</td> <td>11</td> <td>11</td> </tr> <tr> <td></td> <td></td> <td>11.5</td> <td>11</td> </tr> <tr> <td></td> <td></td> <td>12</td> <td>12</td> </tr> <tr> <td></td> <td></td> <td>16</td> <td>16</td> </tr> </tbody> </table>			Diameter (mm) 直径	Code 代码	Length (mm) 高度	Code 代码	6.3	06	6.0	06	8	08	6.5	06	10	10	7.0	07	12.5	12	8.0	08	16	16	10	10	18	18	11	11			11.5	11			12	12			16	16	6.3	063	470	471	10	100	100	101	6.3	06	6.0	06
Diameter (mm) 直径	Code 代码	Length (mm) 高度	Code 代码																																																								
6.3	06	6.0	06																																																								
8	08	6.5	06																																																								
10	10	7.0	07																																																								
12.5	12	8.0	08																																																								
16	16	10	10																																																								
18	18	11	11																																																								
		11.5	11																																																								
		12	12																																																								
		16	16																																																								
FRK	16	016	4.7	4R7	1000	102	16	160	160	16	16	10	10																																														
FBR	25	025	10	100	4700	472	18	180	180	18	18	11	11																																														
FBU	35	035	47	470	10000	103																																																					
	50	050	100	101																																																							
	63	063	470	471																																																							
	100	100	1000	102																																																							
	160	160	4700	472																																																							
	250	250	10000	103																																																							
	350	350																																																									
	400	400																																																									

X-ON Electronics

Largest Supplier of Electrical and Electronic Components

Click to view similar products for [Aluminium Electrolytic Capacitors - SMD category](#):

Click to view products by [FOLLON manufacturer](#):

Other Similar products are found below :

[ULV2H4R7MNL1GS](#) [ULV2H1R8MNL1GS](#) [EMZA500ARA221MJA0G](#) [MAL214099813E3](#) [CA025M4R70REB-0405](#)

[UCX1V471MNQ1MS](#) [10SVP120M](#) [DV100M050C055ETR](#) [RVJ-50V101MH10U-R](#) [AEH1012471M016R](#) [MAL213967339E3](#)

[GVT1C337M0608CNVC](#) [EMK1EM331FB0D00R](#) [EMF1CM221FB0D00R](#) [EMF1CM331FB0D00R](#) [EMF1CM471FB0D00R](#)

[EMK1AM102GB0D00R](#) [EMK1HM221GB0D00R](#) [DV221M6R3E055ETR](#) [DV221M025E077ETR](#) [RV331M025F105ETR](#) [RVT1A101M0505](#)

[GVZ1H101M0607](#) [CK1E100M0405](#) [GVM1E331M0607](#) [VT10UF100V167RV0127](#) [VT100UF16V167RV0124](#) [CS100UF35V167RV0155](#)

[CK220UF16V167RV0142](#) [VT10UF16V167RV0128](#) [VT22UF35V167RV0131](#) [CS470UF10V167RV0150](#) [CK100UF16V167RV0138](#)

[CK220UF10V167RV0141](#) [RVT330UF25V167RV0055](#) [VT470UF16V167RV0135](#) [CS100UF10V167RV0144](#) [126RV0017](#)

[VT47UF35V167RV0137](#) [CS220UF35V167RV0148](#) [126RV0010](#) [126RV0009](#) [VT220UF25V167RV160](#) [VT220UF16V167RV0088](#)

[126RV0012](#) [126RV0011](#) [126RV0013](#) [126RV0018](#) [126RV0008](#) [126RV0015](#)