

LOW IMPEDANCE

低阻抗品

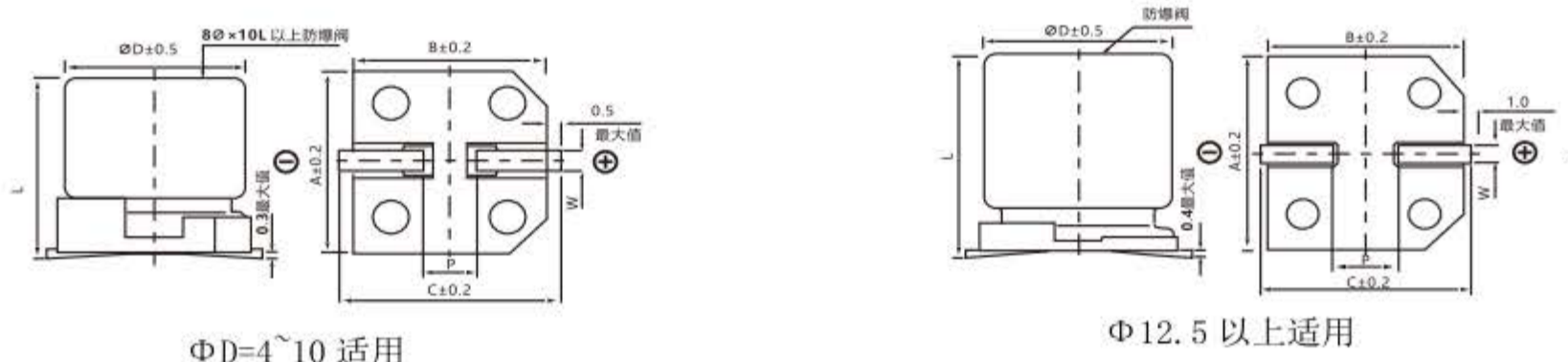
- Low impedance with temperature range -55~+105°C
低阻抗和适用于-55~+105°C的温度范围
- Load life of 2000 hours
负荷寿命2000 小时
- Comply with the RoHS directive
符合 RoHS 指令



SPECIFICATIONS 特性表

| Items 项目 | Characteristics 主要特性 | | | | | | | | | | | | | | | | | | | | | | | | | | | | | | | | | | | | | | |
|-------------------------------------|---|----------------------------|---|--------------------------|---|---------------------|--|----|---------------------|--------|--------------------|------|------|------|------|------|--------------------|-----------|------|------|------|------|------|---------------|-----------|------------------|---|---|---|---|---|---|--------------------|----|---|---|---|---|---|
| Operation Temperature Range 使用温度范围 | -55 ~ +105°C | | | | | | | | | | | | | | | | | | | | | | | | | | | | | | | | | | | | | | |
| Voltage Range 额定工作电压范围 | 6.3 ~ 50V | | | | | | | | | | | | | | | | | | | | | | | | | | | | | | | | | | | | | | |
| Capacitance Range 静电容量范围 | 1 ~ 4700 μF | | | | | | | | | | | | | | | | | | | | | | | | | | | | | | | | | | | | | | |
| Capacitance Tolerance 静电容量允许偏差 | ± 20% at 120Hz, 20°C | | | | | | | | | | | | | | | | | | | | | | | | | | | | | | | | | | | | | | |
| Leakage Current 漏电流 | Leakage current (∅4~∅10) ≤ 0.01CV or 3 μA, whichever is greater (after 2 minutes application of rated voltage) Leakage current (∅12.5~∅16) ≤ 0.03CV or 4 μA, whichever is greater (after 1 minute application of rated voltage) 漏电流 (∅4~∅10) ≤ 0.01CV 或 3 μA, 取较大值 (施加额定工作电压2 分钟后) 漏电流 (∅12.5~∅16) ≤ 0.03CV 或 4 μA, 取较大值 (施加额定工作电压1 分钟后) | | | | | | | | | | | | | | | | | | | | | | | | | | | | | | | | | | | | | | |
| Dissipation Factor (tanδ) 损耗角正切 | Measurement frequency 测试频率: 120Hz, Temperature 温度: 20°C <table border="1"> <tr> <td>Rated Voltage (V) 额定工作电压</td> <td>6.3</td> <td>10</td> <td>16</td> <td>25</td> <td>35</td> <td>50</td> </tr> <tr> <td>tan δ(max.)</td> <td>∅4~∅10</td> <td>0.22</td> <td>0.20</td> <td>0.18</td> <td>0.16</td> <td>0.14</td> <td>0.12</td> </tr> <tr> <td>最大损耗角正切</td> <td>∅12.5~∅16</td> <td>0.26</td> <td>0.22</td> <td>0.18</td> <td>0.16</td> <td>0.14</td> <td>0.12</td> </tr> </table> | Rated Voltage (V) 额定工作电压 | 6.3 | 10 | 16 | 25 | 35 | 50 | tan δ(max.) | ∅4~∅10 | 0.22 | 0.20 | 0.18 | 0.16 | 0.14 | 0.12 | 最大损耗角正切 | ∅12.5~∅16 | 0.26 | 0.22 | 0.18 | 0.16 | 0.14 | 0.12 | | | | | | | | | | | | | | | |
| Rated Voltage (V) 额定工作电压 | 6.3 | 10 | 16 | 25 | 35 | 50 | | | | | | | | | | | | | | | | | | | | | | | | | | | | | | | | | |
| tan δ(max.) | ∅4~∅10 | 0.22 | 0.20 | 0.18 | 0.16 | 0.14 | 0.12 | | | | | | | | | | | | | | | | | | | | | | | | | | | | | | | | |
| 最大损耗角正切 | ∅12.5~∅16 | 0.26 | 0.22 | 0.18 | 0.16 | 0.14 | 0.12 | | | | | | | | | | | | | | | | | | | | | | | | | | | | | | | | |
| Stability at Low Temperature 低温特性 | Measurement frequency 测试频率: 120Hz <table border="1"> <tr> <td>Rated Voltage (V) 额定工作电压</td> <td>6.3</td> <td>10</td> <td>16</td> <td>25</td> <td>35</td> <td>50</td> </tr> <tr> <td rowspan="2">Impedance Ratio 阻抗比</td> <td rowspan="2">∅4~∅10</td> <td>Z(-25°C) / Z(20°C)</td> <td>2</td> <td>2</td> <td>2</td> <td>2</td> <td>2</td> </tr> <tr> <td>Z(-55°C) / Z(20°C)</td> <td>5</td> <td>4</td> <td>4</td> <td>3</td> <td>3</td> <td>3</td> </tr> <tr> <td rowspan="2">ZT/Z20 (max.)</td> <td rowspan="2">∅12.5~∅16</td> <td>Z(-25°C)/Z(20°C)</td> <td>3</td> <td>3</td> <td>2</td> <td>2</td> <td>2</td> <td>2</td> </tr> <tr> <td>Z(-55°C) / Z(20°C)</td> <td>10</td> <td>8</td> <td>6</td> <td>4</td> <td>3</td> <td>3</td> </tr> </table> | Rated Voltage (V) 额定工作电压 | 6.3 | 10 | 16 | 25 | 35 | 50 | Impedance Ratio 阻抗比 | ∅4~∅10 | Z(-25°C) / Z(20°C) | 2 | 2 | 2 | 2 | 2 | Z(-55°C) / Z(20°C) | 5 | 4 | 4 | 3 | 3 | 3 | ZT/Z20 (max.) | ∅12.5~∅16 | Z(-25°C)/Z(20°C) | 3 | 3 | 2 | 2 | 2 | 2 | Z(-55°C) / Z(20°C) | 10 | 8 | 6 | 4 | 3 | 3 |
| Rated Voltage (V) 额定工作电压 | 6.3 | 10 | 16 | 25 | 35 | 50 | | | | | | | | | | | | | | | | | | | | | | | | | | | | | | | | | |
| Impedance Ratio 阻抗比 | ∅4~∅10 | Z(-25°C) / Z(20°C) | 2 | 2 | 2 | 2 | 2 | | | | | | | | | | | | | | | | | | | | | | | | | | | | | | | | |
| | | Z(-55°C) / Z(20°C) | 5 | 4 | 4 | 3 | 3 | 3 | | | | | | | | | | | | | | | | | | | | | | | | | | | | | | | |
| ZT/Z20 (max.) | ∅12.5~∅16 | Z(-25°C)/Z(20°C) | 3 | 3 | 2 | 2 | 2 | 2 | | | | | | | | | | | | | | | | | | | | | | | | | | | | | | | |
| | | Z(-55°C) / Z(20°C) | 10 | 8 | 6 | 4 | 3 | 3 | | | | | | | | | | | | | | | | | | | | | | | | | | | | | | | |
| Load Life 高温负荷特性 | After 2000 hrs. application of the rated voltage at 105°C, they meet the characteristics listed below. 在105°C 环境中施加额定工作电压2000 小时后, 电容器的特性符合下表的要求。 <table border="1"> <tr> <td>Capacitance Change 静电容量变化率</td> <td>Within ± 30% of initialvalue 初始值的 ±30%以内</td> </tr> <tr> <td>Dissipation Factor 损耗角正切</td> <td>200% or less of initial specified value 不大于规范值的200%</td> </tr> <tr> <td>Leakage Current 漏电流</td> <td>initial specified value or less 不大于规范值</td> </tr> </table> | Capacitance Change 静电容量变化率 | Within ± 30% of initialvalue 初始值的 ±30%以内 | Dissipation Factor 损耗角正切 | 200% or less of initial specified value 不大于规范值的200% | Leakage Current 漏电流 | initial specified value or less 不大于规范值 | | | | | | | | | | | | | | | | | | | | | | | | | | | | | | | | |
| Capacitance Change 静电容量变化率 | Within ± 30% of initialvalue 初始值的 ±30%以内 | | | | | | | | | | | | | | | | | | | | | | | | | | | | | | | | | | | | | | |
| Dissipation Factor 损耗角正切 | 200% or less of initial specified value 不大于规范值的200% | | | | | | | | | | | | | | | | | | | | | | | | | | | | | | | | | | | | | | |
| Leakage Current 漏电流 | initial specified value or less 不大于规范值 | | | | | | | | | | | | | | | | | | | | | | | | | | | | | | | | | | | | | | |
| Shelf Life 高温贮存特性 | After leaving capacitors under no load at 105°C for 1000 hours, they meet the specified value for load life characteristics listed above. 在105°C 环境中无负荷放置1000 小时后, 电容器的特性符合高温负荷特性中所列的规定值。 | | | | | | | | | | | | | | | | | | | | | | | | | | | | | | | | | | | | | | |
| Resistance to Soldering Heat 耐焊接热特性 | After reflow soldering and restored at room temperature, they meet the characteristics listed below. 经过回流焊并冷却至室温后, 电容器的特性符合下表的要求。 <table border="1"> <tr> <td>Capacitance Change 静电容量变化率</td> <td>Within ± 10% of initial value 初始值的 ±10%以内</td> </tr> <tr> <td>Dissipation Factor 损耗角正切</td> <td>initial specified value or less 不大于规范值</td> </tr> <tr> <td>Leakage Current 漏电流</td> <td>initial specified value or less 不大于规范值</td> </tr> </table> | Capacitance Change 静电容量变化率 | Within ± 10% of initial value 初始值的 ±10%以内 | Dissipation Factor 损耗角正切 | initial specified value or less 不大于规范值 | Leakage Current 漏电流 | initial specified value or less 不大于规范值 | | | | | | | | | | | | | | | | | | | | | | | | | | | | | | | | |
| Capacitance Change 静电容量变化率 | Within ± 10% of initial value 初始值的 ±10%以内 | | | | | | | | | | | | | | | | | | | | | | | | | | | | | | | | | | | | | | |
| Dissipation Factor 损耗角正切 | initial specified value or less 不大于规范值 | | | | | | | | | | | | | | | | | | | | | | | | | | | | | | | | | | | | | | |
| Leakage Current 漏电流 | initial specified value or less 不大于规范值 | | | | | | | | | | | | | | | | | | | | | | | | | | | | | | | | | | | | | | |
| Marking 标识 | Black print on the case top. 铝壳顶部黑字印刷。 | | | | | | | | | | | | | | | | | | | | | | | | | | | | | | | | | | | | | | |

Diagram of Dimensions 尺寸图



ΦD=4~10 适用

Φ12.5 以上适用

DIMENSIONS (Unit: mm) 尺寸表

| DXL | 4X5.4 | 5X5.4 | 6.3X5.4 | 6.3X7.7 | 8X10.5 | 10X10.5 | 10X13.5 | 12.5X13.5 | 12.5X16 | 16X16.5 |
|-------|---------|---------|---------|---------|----------|----------|----------|-----------|---------|----------|
| A | 4.3 | 5.3 | 6.6 | 6.6 | 8.3 | 10.3 | 10.3 | 13.0 | 13.0 | 17.0 |
| B | 4.3 | 5.3 | 6.6 | 6.6 | 8.3 | 10.3 | 10.3 | 13.0 | 13.0 | 17.0 |
| C | 5.1 | 5.9 | 7.2 | 7.2 | 9.2 | 11.2 | 11.2 | 13.7 | 13.7 | 18.0 |
| P±0.2 | 1.0 | 1.5 | 2.0 | 2.0 | 3.1 | 4.4 | 4.4 | 4.4 | 4.4 | 6.4 |
| L | 5.4±0.3 | 5.4±0.3 | 5.4±0.3 | 7.7±0.3 | 10.5±0.5 | 10.5±0.5 | 13.5±0.5 | 13.5±0.5 | 16±0.5 | 16.5±0.5 |

□ DRAWING (Unit: mm) 外形图



□ DIMENSIONS & MAXIMUM PERMISSIBLE RIPPLE CURRENT & IMPEDANCE 规格尺寸及最大允许纹波电流及阻抗值

| μF | WV Code 代码 | 6.3 | | | 10 | | | 16 | | |
|------|------------------|----------------------------|----------------|--------------|----------------------------|----------------|--------------|--------------------------|----------------|---------------|
| | | 0J | | | 1A | | | 1C | | |
| 10 | 100 | | | | | | | 4 × 5.4 | 3.0 | 60 |
| 15 | 150 | | | | | | | 5 × 5.4 (4 × 5.4) | 1.8 (3.0) | 95 (60) |
| 22 | 220 | 4 × 5.4 | 3.0 | 60 | 5 × 5.4 (4 × 5.4) | 1.8 (3.0) | 95 (60) | 5 × 5.4 (4 × 5.4) | 1.8 (3.0) | 95 (60) |
| 33 | 330 | 5 × 5.4 (4 × 5.4) | 1.8 (3.0) | 95 (60) | 5 × 5.4 (4 × 5.4) | 1.8 (3.0) | 95 (60) | 6.3 × 5.4 (5 × 5.4) | 1.0 (1.8) | 140 (95) |
| 47 | 470 | 5 × 5.4 (4 × 5.4) | 1.8 (3.0) | 95 (60) | 6.3 × 5.4 (5 × 5.4) | 1.0 (1.8) | 140 (95) | 6.3 × 5.4 (5 × 5.4) | 1.0 (1.8) | 140 (95) |
| 68 | 680 | 6.3 × 5.4 (5 × 5.4) | 1.0 (1.8) | 140 (95) | 6.3 × 5.4 | 1.0 | 140 | 6.3 × 7.7 (6.3 × 5.4) | 0.6 (1.0) | 230 (140) |
| 100 | 101 | 6.3 × 5.4 (5 × 5.4) | 1.0 (1.8) | 140 (95) | 6.3 × 7.7 (6.3 × 5.4) | 0.6 (1.0) | 230 (140) | 6.3 × 7.7 (6.3 × 5.4) | 0.6 (1.0) | 230 (140) |
| 150 | 151 | 6.3 × 7.7 (6.3 × 5.4) | 0.6 (1.0) | 230 (140) | 6.3 × 7.7 (6.3 × 5.4) | 0.6 (1.0) | 230 (140) | 6.3 × 7.7 | 0.6 | 230 |
| 220 | 221 | 6.3 × 7.7 (6.3 × 5.4) | 0.6 (1.0) | 230 (140) | 6.3 × 7.7 | 0.6 | 230 | 8 × 10.5 (6.3 × 7.7) | 0.30 (0.6) | 450 (230) |
| 330 | 331 | 6.3 × 7.7 | 0.6 | 230 | 8 × 10.5 | 0.30 | 450 | 10 × 10.5 (8 × 10.5) | 0.15 (0.30) | 670 (450) |
| 470 | 471 | 8 × 10.5 (6.3 × 7.7) | 0.30 (0.60) | 450 (230) | 8 × 10.5 | 0.30 | 450 | 10 × 10.5 (8 × 10.5) | 0.15 (0.30) | 670 (450) |
| 680 | 681 | 8 × 10.5 | 0.30 | 450 | 10 × 10.5 | 0.15 | 670 | 10 × 10.5 | 0.15 | 670 |
| 1000 | 102 | 10 × 10.5 (8 × 10.5) | 0.15 (0.30) | 670 (450) | 10 × 10.5 | 0.15 | 670 | 10 × 10.5 | 0.15 | 670 |
| 1500 | 152 | 10 × 13.5 (10 × 10.5) | 0.13 (0.15) | 750 (670) | 12.5 × 13.5 (10 × 13.5) | 0.11 (0.13) | 820 (750) | 12.5 × 13.5 | 0.11 | 820 |
| 2200 | 222 | 12.5 × 13.5 (10 × 13.5) | 0.11 (0.13) | 820 (750) | 12.5 × 16 | 0.09 | 950 | 16 × 16.5 (12.5 × 16) | 0.08 (0.09) | 1260 (950) |
| 3300 | 332 | 12.5 × 16 (12.5 × 13.5) | 0.09 (0.11) | 950 (820) | 16 × 16.5 | 0.08 | 1260 | 16 × 16.5 | 0.08 | 1260 |
| 4700 | 472 | 16 × 16.5 | 0.08 | 1260 | 16 × 16.5 | 0.08 | 1260 | | | |

| μF | WV Code 代码 | 25 | | | 35 | | | 50 | | |
|-----|------------------|--------------------------|---------------|--------------|--------------------------|----------------|--------------|-----------------------------|--|--|
| | | 1E | | | 1V | | | 1H | | |
| 1 | 010 | | | | 4 × 5.4 | 3.0 | 60 | 4 × 5.4 | 5.0 | 30 |
| 1.5 | 1R5 | | | | 4 × 5.4 | 3.0 | 60 | 4 × 5.4 | 5.0 | 30 |
| 2.2 | 2R2 | | | | 4 × 5.4 | 3.0 | 60 | 4 × 5.4 | 5.0 | 30 |
| 3.3 | 3R3 | | | | 4 × 5.4 | 3.0 | 60 | 4 × 5.4 | 5.0 | 30 |
| 4.7 | 4R7 | 4 × 5.4 | 3.0 | 60 | 4 × 5.4 | 3.0 | 60 | 5 × 5.4 | 3.0 | 50 |
| 6.8 | 6R8 | 4 × 5.4 | 3.0 | 60 | 5 × 5.4 | 1.8 | 95 | 6.3 × 5.4 | 2.0 | 70 |
| 10 | 100 | 5 × 5.4 (4 × 5.4) | 1.8 (3.0) | 95 (60) | 5 × 5.4 (4 × 5.4) | 1.8 (3.0) | 95 (60) | 6.3 × 5.4 | 2.0 | 70 |
| 15 | 150 | 6.3 × 5.4 | 1.8 | 95 | 5 × 5.4 | 1.8 | 95 | 6.3 × 5.4 | 2.0 | 70 |
| 22 | 220 | 6.3 × 5.4 (5 × 5.4) | 1.0 (1.8) | 140 (95) | 6.3 × 5.4 (5 × 5.4) | 1.0 (1.8) | 140 (95) | 6.3 × 7.7 (6.3 × 5.4) | 1.0 (2.0) | 120 (70) |
| 33 | 330 | 6.3 × 5.4 (5 × 5.4) | 1.0 (1.8) | 140 (95) | 6.3 × 7.7 (6.3 × 5.4) | 0.60 (1.0) | 230 (140) | 6.3 × 7.7 | 1.0 | 120 |
| 47 | 470 | 6.3 × 7.7 (6.3 × 5.4) | 0.6 (1.0) | 230 (140) | 6.3 × 7.7 (6.3 × 5.4) | 0.60 (1.0) | 230 (140) | 6.3 × 7.7 | 1.0 | 120 |
| 68 | 680 | 6.3 × 7.7 | 0.6 | 230 | 6.3 × 7.7 | 0.60 | 230 | 8 × 10.5 | 0.60 | 300 |
| 100 | 101 | 6.3 × 7.7 | 0.6 | 230 | 8 × 10.5 (6.3 × 7.7) | 0.30 (0.60) | 450 (230) | 8 × 10.5 | 0.60 | 300 |
| 150 | 151 | 8 × 10.5 (6.3 × 7.7) | 0.30 (0.6) | 450 (230) | 8 × 10.5 | 0.30 | 450 | 10 × 10.5 | 0.30 | 500 |
| | | | | | | | | Case size ∅D×L(mm) 尺寸 | Impedance (Ω) at 20°C, 100KHz 阻抗值 | Ripple current (mA rms) at 105°C, 100KHz 纹波电流 |

•Case size ∅D×L(mm), ripple current (mA rms) at 105°C, 100KHz, Impedance (Ω) at 20°C 100KHz •尺寸∅D×L(mm), 纹波电流(mA rms)于105°C, 100KHz, 阻抗值(Ω)于20°C 100KHz

□ DIMENSIONS & MAXIMUM PERMISSIBLE RIPPLE CURRENT & IMPEDANCE 规格尺寸及最大允许纹波电流及阻抗值

| μF | Code 代码 | 25 | | | 35 | | | 50 | | |
|------|------------|----------------------------|----------------|---------------|----------------------------|----------------|---------------|---|--|--|
| | | 1E | | | 1V | | | 1H | | |
| 220 | 221 | 8 × 10.5 | 0.30 | 450 | 10 × 10.5 (8 × 10.5) | 0.15 (0.30) | 670 (450) | 10 × 10.5 | 0.30 | 500 |
| 330 | 331 | 10 × 10.5 (8 × 10.5) | 0.15 (0.30) | 670 (450) | 10 × 10.5 | 0.15 | 670 | 16 × 16.5 (12.5 × 13.5) (10 × 13.5) | 0.12 (0.20) (0.25) | 1060 (650) (580) |
| 470 | 471 | 10 × 10.5 | 0.15 | 670 | 10 × 13.5 (10 × 10.5) | 0.13 (0.15) | 750 (670) | 16 × 16.5 (12.5 × 16) | 0.12 (0.15) | 1060 (700) |
| 680 | 681 | 10 × 13.5 | 0.13 | 750 | 12.5 × 13.5 (10 × 13.5) | 0.11 (0.13) | 820 (750) | 16 × 16.5 | 0.12 | 1060 |
| 1000 | 102 | 16 × 16.5 (12.5 × 13.5) | 0.08 (0.11) | 1260 (820) | 16 × 16.5 (12.5 × 16) | 0.08 (0.09) | 1260 (950) | | | |
| 1500 | 152 | 12.5 × 16 | 0.09 | 950 | 16 × 16.5 | 0.08 | 1260 | Case size ∅D×L(mm) 尺寸 | Impedance (Ω) at 20°C, 100KHz 阻抗值 | Ripple current (mA rms) at 105°C, 100KHz 纹波电流 |
| 2200 | 222 | 16 × 16.5 | 0.08 | 1260 | | | | | | |

• Case size ∅D×L(mm), ripple current (mA rms) at 105°C, 100KHz, Impedance (Ω) at 20°C 100KHz • 尺寸∅D×L(mm), 纹波电流(mA rms)于105°C, 100KHz, 阻抗值(Ω)于20°C 100KHz

□ FREQUENCY COEFFICIENT OF ALLOWABLE RIPPLE CURRENT 纹波电流频率补偿系数

| Frequency 频率 | | 50Hz | 120Hz | 300Hz | 1KHz | 10KHz~ |
|-------------------|-------------|---------------|-------|-------|------|--------|
| Coefficient 系数 | ∅4 ~ ∅10 | 1 ~ 68μF | 0.35 | 0.50 | 0.64 | 0.83 |
| | | 100 ~ 2200μF | 0.40 | 0.55 | 0.70 | 0.85 |
| | ∅12.5 ~ ∅16 | ~ 680μF | 0.45 | 0.65 | 0.80 | 0.90 |
| | | 1000 ~ 4700μF | 0.65 | 0.85 | 0.95 | 1.00 |

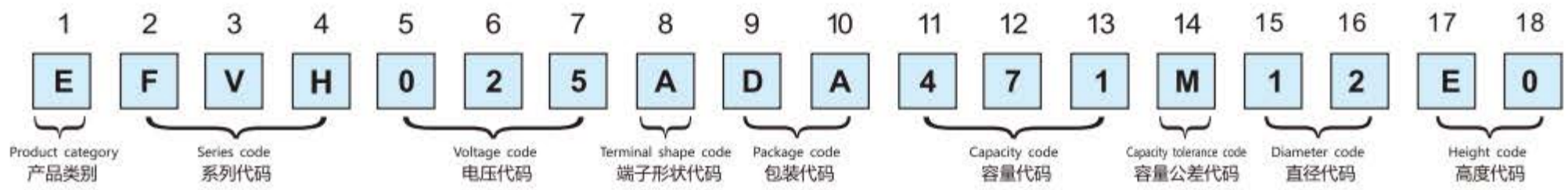
● The endurance of capacitors is reduced with internal heating produced by ripple current at the rate of halving the lifetime with every 10°C rise. When long life performance is required in actual use, the rms ripple current has to be reduced.

● 铝电解电容器由于在纹波电流叠加时自我发热，温度上升而老化，每升温10°C寿命减少一半；要想保持长寿命请在使用过程中降低纹波电流。

● Taping specifications are given in page 17 "Taping Specifications". 编带标准请参阅第 17 页“编带标准”。

● Please refer to page 18 "Package Quantity" for the minimum package quantity. 最小包装数量请参阅第 18 页“包装数量”。

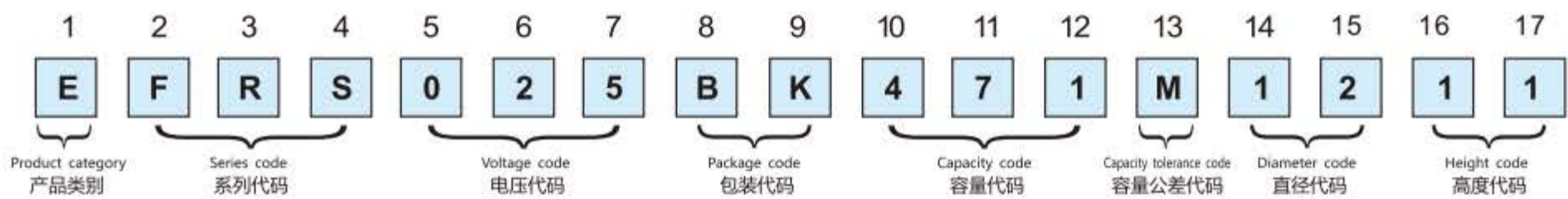
SMD EXPLANATION OF PART NUMBERS 贴片产品编码规则



| (2, 3, 4) | | | (5, 6, 7) | | (11, 12, 13) | | (14) | | (8) | | (15, 16) | | (17, 18) | |
|--------------|------------------------|------------|-----------------------------|------------|------------------------------|------------|---------------------------|--|------------|------------------------|------------|----------------------|------------|--|
| Series 系列 | Voltage (w.v) 电压 | Code 代码 | Capacitance (uF) 静电容量 | Code 代码 | Cap.Tolerance (%) 容量允许 | Code 代码 | Tape 端子类型 | | Code 代码 | Diameter (mm) 直径 | Code 代码 | Length (mm) 高度 | Code 代码 | |
| FVE | 4 | 4R0 | 0.1 | 0R1 | ±10 | K | No dummy terminal 无辅助端子 | | A | 4 | 04 | 4.5 | 45 | |
| FVH | 6.3 | 6R3 | 0.22 | R22 | ±20 | M | With dummy terminal 有辅助端子 | | G | 5 | 05 | 5.4 | 54 | |
| FVA | 10 | 010 | 1 | 010 | | | | | | 6.3 | 06 | 5.8 | 58 | |
| FVZ | 16 | 016 | 4.7 | 4R7 | | | | | | 8 | 08 | 6.5 | 65 | |
| FVR | 25 | 025 | 10 | 100 | | | | | | 10 | 10 | 7.7 | 77 | |
| FVL | 35 | 035 | 47 | 470 | | | | | | 12.5 | 12 | 10.2 | A0 | |
| FVM | 50 | 050 | 100 | 101 | | | | | | 16 | 16 | 10.5 | B0 | |
| FVU | 63 | 063 | 470 | 471 | | | | | | 18 | 18 | 13.5 | E0 | |
| FVG | 100 | 100 | 1000 | 102 | | | | | | | | 16 | G5 | |
| FVB | 160 | 160 | 4700 | 472 | | | | | | | | 16.5 | H0 | |
| FVN | 250 | 250 | 10000 | 103 | | | | | | | | 21.5 | N0 | |
| FVD | 350 | 350 | | | | | | | | | | | | |
| FVC | 400 | 400 | | | | | | | | | | | | |

| (9, 10) | | External diameter 纸盘外径 | Fit size 适合尺寸 | Code 代码 | | |
|--------------------|---------------------------|---------------------------|------------------|------------|--------|----|
| Packaging 包装要求 | External diameter 纸盘外径 | □(mm) | | Code 代码 | | |
| | | □(mm) | □D(mm) | | | |
| | | Paper tray 纸盘 | 380 | | ∅D4~18 | DA |
| | | | 330 | | ∅D4~18 | DB |
| Glue tray 胶盘 | 380 | ∅D4~10 | RA | | | |
| Blister box 吸塑盒 | - | ∅D12.5~18 | TR | | | |

Radial EXPLANATION OF PART NUMBERS 插件产品编码规则



| (2, 3, 4) | | | (5, 6, 7) | | (10, 11, 12) | | (13) | | (8, 9) | | (14, 15) | | (16, 17) | |
|--------------|------------------------|------------|-----------------------------|------------|------------------------------|------------|-------------------------|--|------------|------------------------|------------|----------------------|------------|--|
| Series 系列 | Voltage (w.v) 电压 | Code 代码 | Capacitance (uF) 静电容量 | Code 代码 | Cap.Tolerance (%) 容量允许 | Code 代码 | Packaging 包装形式 | | Code 代码 | Diameter (mm) 直径 | Code 代码 | Length (mm) 高度 | Code 代码 | |
| FRA | 4 | 4R0 | 0.1 | 0R1 | ±10 | K | Long-legged bulk 长脚散装 | | BK | 4 | 04 | 4.5 | 04 | |
| FRS | 6.3 | 6R3 | 0.22 | R22 | ±20 | M | Long-legged taping 长脚编带 | | BA | 5 | 05 | 5.5 | 05 | |
| FRU | 10 | 010 | 1 | 010 | | | | | | 6.3 | 06 | 6.0 | 06 | |
| FRK | 16 | 016 | 4.7 | 4R7 | | | | | | 8 | 08 | 6.5 | 06 | |
| FBR | 25 | 025 | 10 | 100 | | | | | | 10 | 10 | 7.0 | 07 | |
| FBU | 35 | 035 | 47 | 470 | | | | | | 12.5 | 12 | 8.0 | 08 | |
| | 50 | 050 | 100 | 101 | | | | | | 16 | 16 | 10 | 10 | |
| | 63 | 063 | 470 | 471 | | | | | | 18 | 18 | 11 | 11 | |
| | 100 | 100 | 1000 | 102 | | | | | | | | 11.5 | 11 | |
| | 160 | 160 | 4700 | 472 | | | | | | | | 12 | 12 | |
| | 250 | 250 | 10000 | 103 | | | | | | | | 16 | 16 | |
| | 350 | 350 | | | | | | | | | | | | |
| | 400 | 400 | | | | | | | | | | | | |

X-ON Electronics

Largest Supplier of Electrical and Electronic Components

Click to view similar products for [Aluminium Electrolytic Capacitors - SMD category](#):

Click to view products by [FOLLON manufacturer](#):

Other Similar products are found below :

[ULV2H4R7MNL1GS](#) [ULV2H1R8MNL1GS](#) [EMZA500ARA221MJA0G](#) [MAL214099813E3](#) [CA025M4R70REB-0405](#)

[UCX1V471MNQ1MS](#) [10SVP120M](#) [DV100M050C055ETR](#) [RVJ-50V101MH10U-R](#) [AEH1012471M016R](#) [MAL213967339E3](#)

[GVT1C337M0608CNVC](#) [EMK1EM331FB0D00R](#) [EMF1CM221FB0D00R](#) [EMF1CM331FB0D00R](#) [EMF1CM471FB0D00R](#)

[EMK1AM102GB0D00R](#) [EMK1HM221GB0D00R](#) [DV221M6R3E055ETR](#) [DV221M025E077ETR](#) [RV331M025F105ETR](#) [RVT1A101M0505](#)

[GVZ1H101M0607](#) [CK1E100M0405](#) [GVM1E331M0607](#) [VT10UF100V167RV0127](#) [VT100UF16V167RV0124](#) [CS100UF35V167RV0155](#)

[CK220UF16V167RV0142](#) [VT10UF16V167RV0128](#) [VT22UF35V167RV0131](#) [CS470UF10V167RV0150](#) [CK100UF16V167RV0138](#)

[CK220UF10V167RV0141](#) [RVT330UF25V167RV0055](#) [VT470UF16V167RV0135](#) [CS100UF10V167RV0144](#) [126RV0017](#)

[VT47UF35V167RV0137](#) [CS220UF35V167RV0148](#) [126RV0010](#) [126RV0009](#) [VT220UF25V167RV160](#) [VT220UF16V167RV0088](#)

[126RV0012](#) [126RV0011](#) [126RV0013](#) [126RV0018](#) [126RV0008](#) [126RV0015](#)