

AS2301

Product Summary

$V_{(BR)DSS}$	$R_{DS(on)MAX}$	I_D
-20V	64m Ω @-4.5V	-3.4A
	80m Ω @-2.5V	
	95m Ω @-1.8V	


Feature

- Advanced trench process technology
- High density cell design for ultra low on-resistance

Application

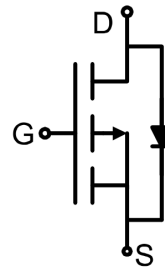
- Load Switch for Portable Devices
- DC/DC Converter

Package

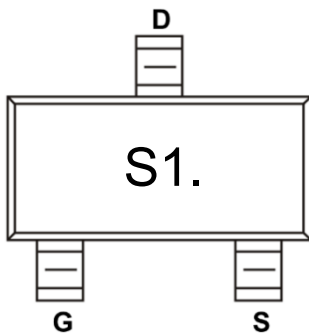


SOT-23

Circuit diagram



Marking



AS2301

Absolute maximum ratings (Ta=25°C unless otherwise noted)

Parameter	Symbol	Value	Unit
Drain-Source Voltage	V_{DS}	-20	V
Gate-Source Voltage	V_{GS}	± 10	V
Continuous Drain Current	I_D	-3.4	A
Pulsed Drain Current	I_{DM}	-14	A
Power Dissipation	P_D	1	W
Junction Temperature	T_J	150	°C
Storage Temperature	T_{STG}	-55 ~ +150	°C

Electrical characteristics (Ta=25 °C, unless otherwise noted)

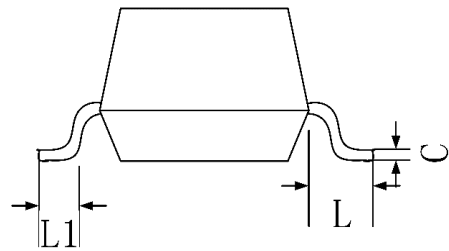
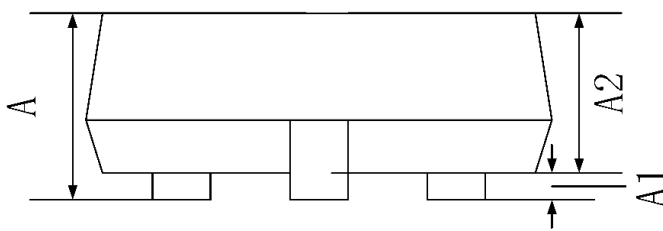
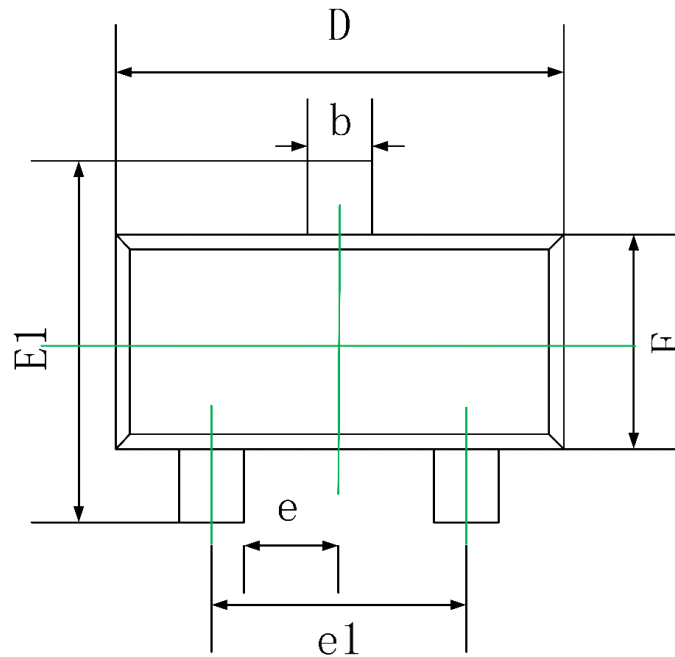
Parameter	Symbol	Test Condition	Min.	Typ.	Max.	Unit
Static Characteristics						
Drain-source breakdown voltage	$V_{(BR)DSS}$	$V_{GS} = 0V, I_D = -250\mu A$	-20			V
Zero gate voltage drain current	I_{DSS}	$V_{DS} = -20V, V_{GS} = 0V$			-1	μA
Gate-body leakage current	I_{GSS}	$V_{GS} = \pm 10V, V_{DS} = 0V$			± 100	nA
Gate threshold voltage	$V_{GS(th)}$	$V_{DS} = V_{GS}, I_D = -250\mu A$	-0.4		-1.0	V
Drain-source on-resistance ¹⁾	$R_{DS(on)}$	$V_{GS} = -4.5V, I_D = -3.4A$			64	m Ω
		$V_{GS} = -2.5V, I_D = -3.0A$			80	
		$V_{GS} = -1.8V, I_D = -2.5A$			95	
Dynamic characteristics²⁾						
Input Capacitance	C_{iss}	$V_{DS} = -10V, V_{GS} = 0V, f = 1MHz$		550		pF
Output Capacitance	C_{oss}			89		
Reverse Transfer Capacitance	C_{rss}			65		
Total Gate Charge	Q_g	$V_{DS} = -10V, V_{GS} = -4.5V, I_D = -3.4A$		4.3		nC
Gate-Source Charge	Q_{gs}			0.8		
Gate-Drain Charge	Q_{gd}			1.1		
Turn-on delay time	$t_{d(on)}$	$V_{DD} = -10V, V_{GS} = -4.5V, I_D = -1A, R_{GEN} = 2.5\Omega$		12		nS
Turn-on rise time	t_r			54		
Turn-off delay time	$t_{d(off)}$			15		
Turn-off fall time	t_f			9		
Source-Drain Diode characteristics						
Diode Forward Current ¹⁾	I_S				-3.4	A
Diode Forward voltage	V_{DS}	$V_{GS} = 0V, I_S = -3.4A$			-1.2	V

Notes:

- 1) Pulse Test: Pulse Width < 300 μs , Duty Cycle $\leq 2\%$.
- 2) Guaranteed by design, not subject to production testing.

AS2301

SOT-23 Package Information



Symbol	Dimensions In Millimeters		Dimensions In Inches	
	Min.	Max.	Min.	Max.
A	0.900	1.150	0.035	0.045
A1	0.000	0.100	0.000	0.004
A2	0.900	1.050	0.035	0.041
b	0.300	0.500	0.012	0.020
c	0.080	0.150	0.003	0.006
D	2.800	3.000	0.110	0.118
E	1.200	1.400	0.047	0.055
E1	2.250	2.550	0.089	0.100
e	0.950 TYP.		0.037 TYP.	
e1	1.800	2.000	0.071	0.079
L	0.550 REF.		0.022 REF.	
L1	0.300	0.500	0.012	0.020

X-ON Electronics

Largest Supplier of Electrical and Electronic Components

Click to view similar products for [MOSFET](#) category:

Click to view products by [Formosa](#) manufacturer:

Other Similar products are found below :

[614233C](#) [648584F](#) [FDPF9N50NZ](#) [IRFD120](#) [IRFF430](#) [JANTX2N5237](#) [2N7000](#) [FCA20N60_F109](#) [FDZ595PZ](#) [2SK2267\(Q\)](#) [2SK2545\(Q,T\)](#)
[405094E](#) [423220D](#) [MIC4420CM-TR](#) [VN1206L](#) [614234A](#) [715780A](#) [SSM6J414TU,LF\(T](#) [751625C](#) [PSMN4R2-30MLD](#)
[TK31J60W5,S1VQ\(O](#) [2SK2614\(TE16L1,Q\)](#) [DMN1017UCP3-7](#) [EFC2J004NUZTDG](#) [FCAB21350L1](#) [P85W28HP2F-7071](#) [DMN1053UCP4-7](#)
[NTE2384](#) [NTE2969](#) [NTE6400A](#) [DMN61D9UWQ-13](#) [US6M2GTR](#) [DMN31D5UDJ-7](#) [SSM6P54TU,LF](#) [DMP22D4UFO-7B](#)
[IPS60R3K4CEAKMA1](#) [DMN1006UCA6-7](#) [DMN16M9UCA6-7](#) [STF5N65M6](#) [STU5N65M6](#) [C3M0021120D](#) [DMN13M9UCA6-7](#)
[BSS340NWH6327XTSA1](#) [MCM3400A-TP](#) [DMTH10H4M6SPS-13](#) [IPS60R1K0PFD7SAKMA1](#) [IPS60R360PFD7SAKMA1](#)
[IPS60R600PFD7SAKMA1](#) [IPS60R210PFD7SAKMA1](#) [DMN2990UFB-7B](#)