

US5A-C THRU US5M-C

5.0A Surface Mount High Efficiency Rectifiers-50-1000V

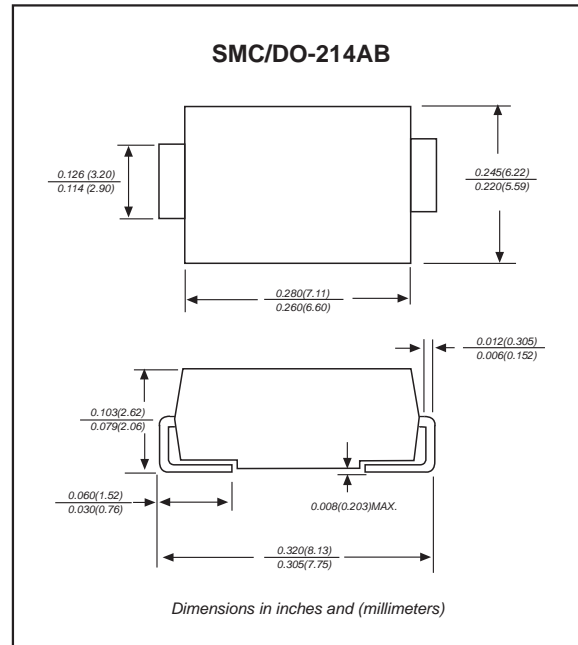
Features

- ▶ The plastic package carries Underwriters Laboratory Flammability Classification 94V-0
- ▶ For surface mounted applications
- ▶ Ultra fast switching for high efficiency
- ▶ Low reverse leakage
- ▶ Built-in strain relief, ideal for automated placement
- ▶ High forward surge current capability
- ▶ High temperature soldering guaranteed: 250°C/10 seconds at terminals
- ▶ Glass passivated chip junction
- ▶ Compliant to RoHS Directive 2011/65/EU

Mechanical data

- ▶ **Case:** JEDEC DO-214AA molded plastic body
- ▶ **Terminals:** Solder plated, solderable per MIL-STD-750, Method 2026
- ▶ **Polarity:** Color band denotes cathode end
- ▶ **Mounting Position:** Any
- ▶ **Weight:** 0.007 ounce, 0.25 grams

Package outline



Maximum ratings and Electrical Characteristics (AT T_A=25°C unless otherwise noted)

PARAMETER	CONDITIONS	Symbol	MIN.	TYP.	MAX.	UNIT
Forward rectified current	See Fig.2	I _O			5.0	A
Forward surge current	8.3ms single half sine-wave (JEDEC methode)	I _{FSM}			150	A
Reverse current	V _R = V _{RRM} T _A = 25°C	I _R			5.0	μA
	V _R = V _{RRM} T _A = 100°C				50	
Thermal resistance	Junction to ambient NOTE 1	R _{θJA}		50		°C/W
Diode junction capacitance	f=1MHz and applied 4V DC reverse voltage	C _J		70		pF
Storage temperature		T _{STG}	-65		+150	°C

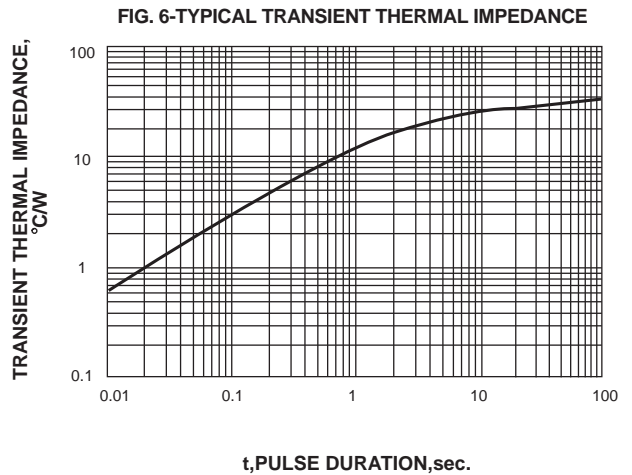
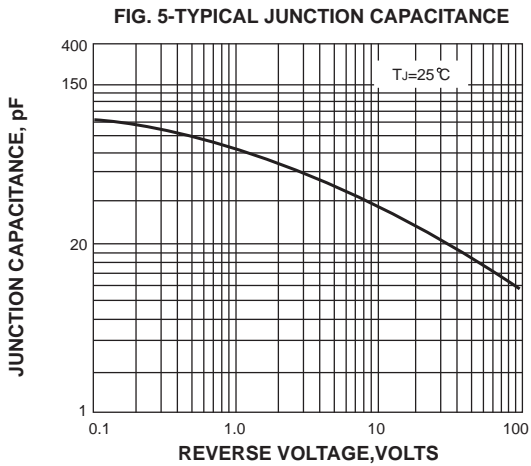
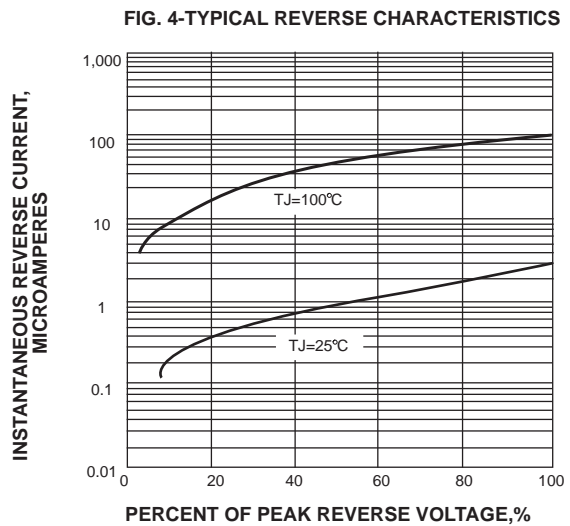
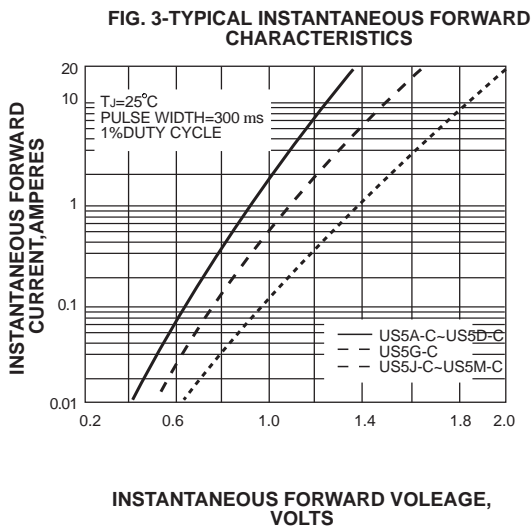
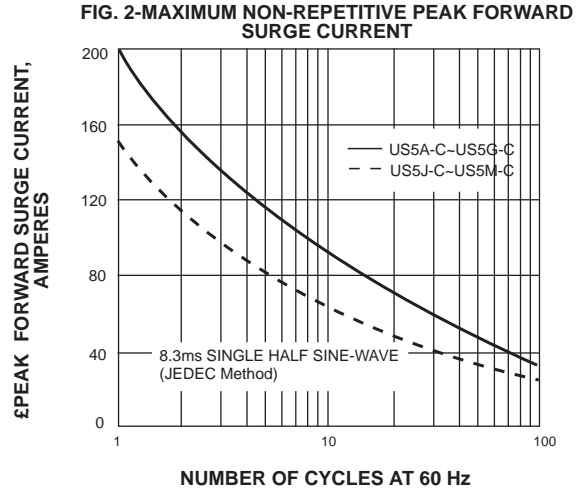
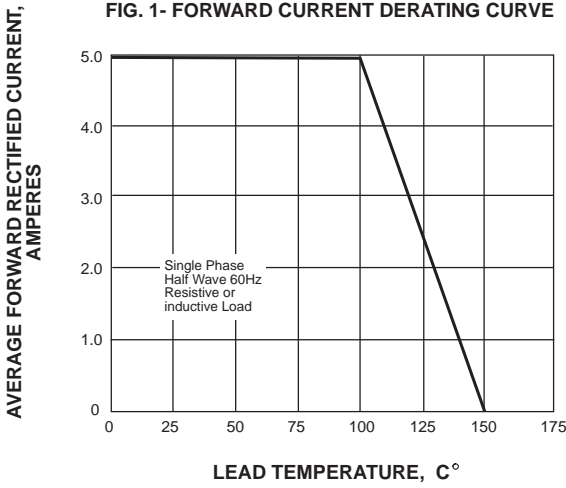
SYMBOLS	V _{RRM} ^{*1} (V)	V _{RMS} ^{*2} (V)	V _R ^{*3} (V)	V _F ^{*4} (V)	t _{rr} ^{*5} (ns)	Operating temperature T _J (°C)
US5A-C	50	35	50	1.00	50	
US5B-C	100	70	100			
US5D-C	200	140	200			
US5G-C	400	280	400	1.40		
US5J-C	600	420	600	1.70	75	
US5K-C	800	560	800			
US5M-C	1000	700	1000			

- *1 Repetitive peak reverse voltage
- *2 RMS voltage
- *3 Continuous reverse voltage
- *4 Maximum forward voltage@I_F=5.0A
- *5 Maximum Reverse recovery time, note 2

Note: 1.P.C.B. mounted with 0.2x0.2"(5.0x5.0mm) copper pad areas
2. Reverse recovery time test condition, I_F=0.5A, I_R=1.0A, I_{RR}=0.25A



US5A-C THRU US5M-C

Rating and characteristic curves



US5A-C THRU US5M-C

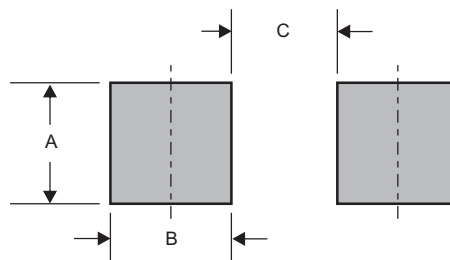
Pinning information

Pin	Simplified outline	Symbol
Pin1 cathode Pin2 anode		

Marking

Type number	Marking code
US5A-C	US5A
US5B-C	US5B
US5D-C	US5D
US5G-C	US5G
US5J-C	US5J
US5K-C	US5K
US5M-C	US5M

Suggested solder pad layout



Dimensions in inches and (millimeters)

PACKAGE	A	B	C
SMC	0.132 (3.30)	0.100 (2.50)	0.176(4.40)

X-ON Electronics

Largest Supplier of Electrical and Electronic Components

Click to view similar products for [Rectifiers](#) category:

Click to view products by [Formosa](#) manufacturer:

Other Similar products are found below :

[D91A](#) [DA24F4100L](#) [DD89N1600K-A](#) [DD89N16K-K](#) [RL252-TP](#) [DLA11C-TR-E](#) [DSA17G](#) [1N4005-TR](#) [BAV199-TP](#) [UFS120Je3/TR13](#)
[JANS1N6640US](#) [VS-80-1293](#) [DD89N16K](#) [DD89N16K-A](#) [481235F](#) [DSP10G-TR-E](#) [RRE02VS6SGTR](#) [067907F](#) [MS306](#) [ND104N08K](#)
[SPA2003-B-D-A01](#) [VS-80-6193](#) [VS-66-9903](#) [VGF0136AB](#) [US2JFL-TP](#) [UFS105Je3/TR13](#) [A1N5404G-G](#) [ACGRA4007-HF](#) [ACGRB207-HF](#)
[RF301B2STL](#) [RF501B2STL](#) [UES1306](#) [UES1302](#) [BAV199E6433HTMA1](#) [ACGRC307-HF](#) [ACEFC304-HF](#) [JANTXV1N5660A](#) [UES1106](#)
[GS2K-LTP](#) [D126A45C](#) [D251N08B](#) [SCHJ22.5K](#) [SM100](#) [SCPA2](#) [SCH10000](#) [SDHD5K](#) [STTH20P035FP](#) [VS-8EWS12S-M3](#) [VS-](#)
[12FL100S10](#) [ACGRA4001-HF](#)