



# PRODUCT SPECIFICATION

**Model No.: FYLS-1206UWC50-RM-3mA-Z**

Features:
<ul style="list-style-type: none"> <li>■ SMD Type</li> <li>■ Size (mm):3.2*1.6*1.1</li> <li>■ Emitting Color:White</li> <li>■ SMT package</li> <li>■ Suitable for all SMT assembly and soldering method</li> <li>■ Pb-free Reflow soldering application</li> <li>■ RoHS Compliant</li> </ul>

Applications:
<ul style="list-style-type: none"> <li>■ Light Strips</li> <li>■ LCD Backlight</li> <li>■ Decorative lighting</li> <li>■ Indicators</li> <li>■ Interior automotive</li> <li>■ Illuminations</li> <li>■ Mobile Phones</li> </ul>



CUSTOMER APPROVED SIGNATURES	APPROVED BY	SALES BY	PREPARED BY
			

**NINGBO FORYARD OPTOELECTRONICS CO.,LTD**

**Add:**No. 666 Jinghua Road, Hi-tech Park, Ningbo, Zhejiang, China

**Zip:**315103

**Tel:** 0086-574-87933652 87927870 87922206

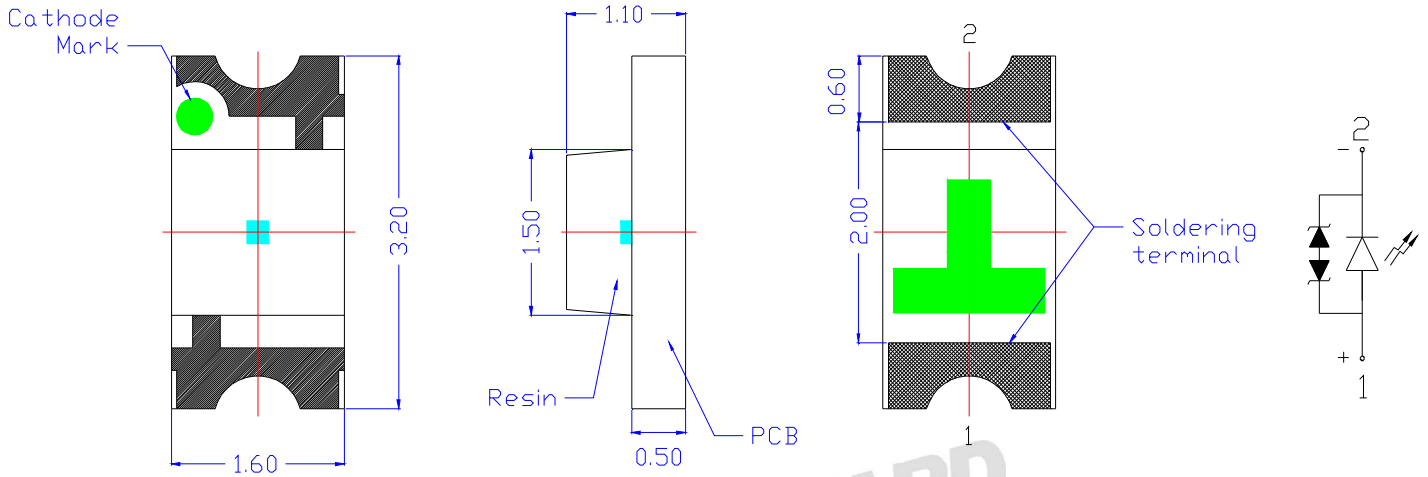
**Fax:** 0086-574-87927917

**E-mail:**Sales@foryard.com (General)

[Http://www.foryard.com](http://www.foryard.com)

**Model No.: FYLS-1206UWC50-RM-3mA-Z**

**■ Mechanical Dimensions**



- Notes:
1. Dimension in millimeter [inch], tolerance is  $\pm 0.25$  [.010].
  2. The specifications, characteristics and technical data described in the datasheet are subject to change without prior notice.

**Model No.: FYLS-1206UWC50-RM-3mA-Z**

**■ Absolute Maximum Ratings(Ta=25° C)**

Items	Symbol	Absolute maximum Rating	Unit
Forward Current(DC)	IF	20	mA
Peak Forward Current*	IFP	100	mA
Power Dissipation	PD	100	Mw
Operation Temperature	Topr	-30° C~+80° C	°C
Storage Temperature	Tstg	-40°C~+100°C	°C
Reverse Voltage	VR	5	V
Soldering Temperature	Tsol	Reflow Soldering:250°C/5sec	

\*Pulse width  $\leq$  1msec duty  $\leq$  1/10

**■ Typical Electrical & Optical Characteristics(Ta=25°C)**

Items	Symbol	Condition	Min.	Typ.	Max	Unit
Forward Voltage	VF	IF = 3mA	2.6	2.8	3.10	V
Reverse Current	IR	VR = 5V	---	---	10	uA
Chromatic Coordinates	X	IF = 3mA	---	0.331	---	---
	Y		---	0.34	---	---
Color Temperature	CCT	IF =3mA	---	5000	---	K
Luminous Intensity	IV	IF = 3mA	145	225	450	mcd
50% Power Angle	2 $\theta$ $\frac{1}{2}$	IF = 20mA	---	140	---	Deg

The measuring tolerance → Luminous intensity  $\pm$ 15% ; x y  $\pm$ 0.01

**■ Material**

Item	Reflector	Wire	Encapsulate	Chip
Material	/	Gold	Silicone	InGaN/A1 <sub>2</sub> O <sub>3</sub>

Note:

- 1.Luminous Intensity is based on the Foryard standards.
- 2.Pay attention about static for InGaN

**■ Luminous Intensity Guide (Unit: mcd) @If=3mA,Ta=25°C**

Code	L1	M1	M2	N1	N2
Luminous Intensity(mcd)	145~180	180~225	225~285	285~360	360~450

Tolerance of measurement of luminous intensity is  $\pm$ 15%

**■ Forward Voltage Guide (Unit: V) @If=3mA,Ta=25°C**

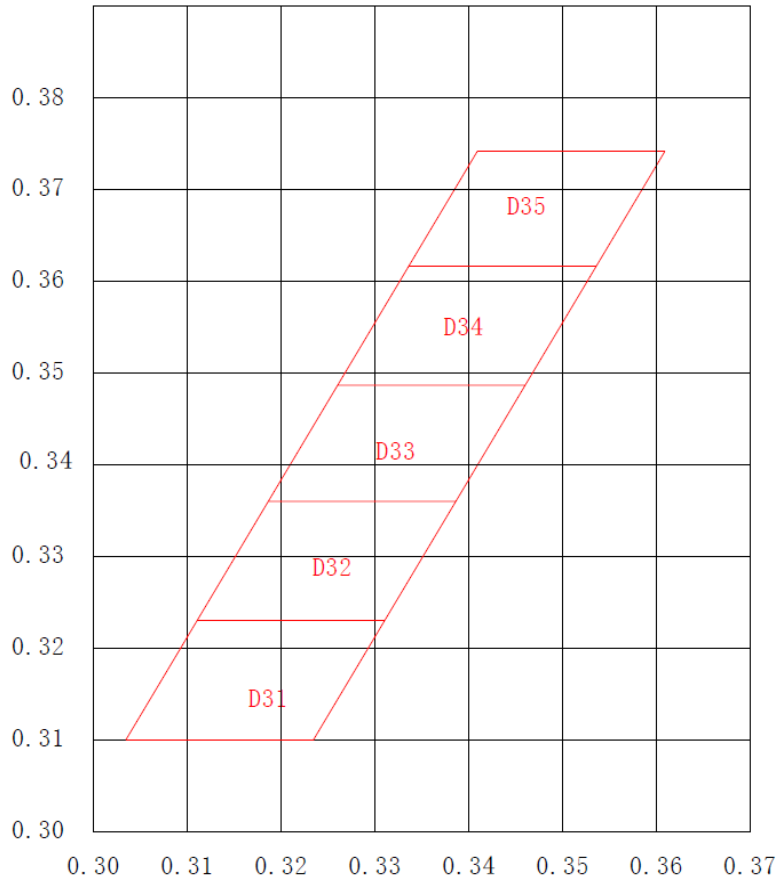
Code	1	2	3	4	5
Forward Voltage(V)	2.6~2.7	2.7~2.8	2.8~2.9	2.9~3.0	3.0~3.1

Tolerance of measurement of forward voltage is  $\pm$ 0.1V

**Model No.: FYLS-1206UWC50-RM-3mA-Z**

**Chromaticity Coordinate Grade of White Chip-LED Products**

Test Condition: If=3mA, Ta=25°C

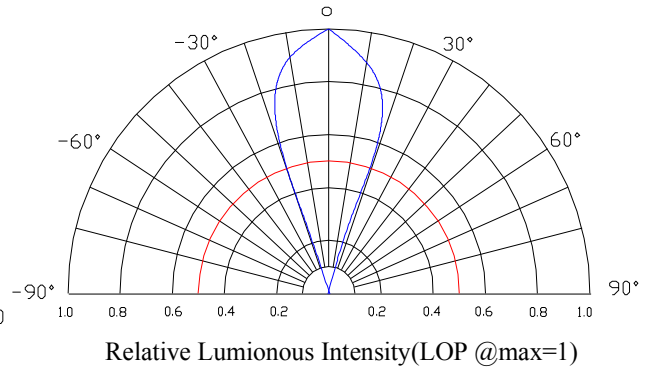
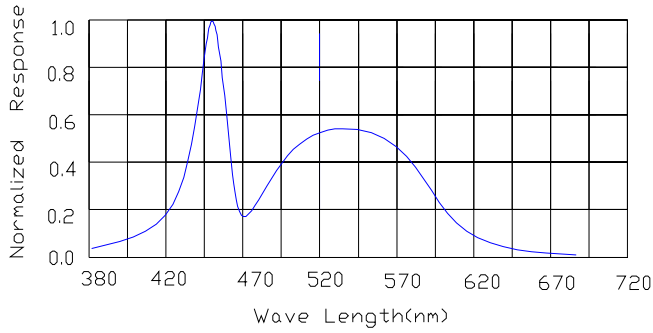


Test condition : @3mA								
BIN Code	X1	Y1	X2	Y2	X3	Y3	X4	Y4
D31	0.3035	0.31	0.3235	0.31	0.3311	0.323	0.3111	0.323
D32	0.3111	0.323	0.3311	0.323	0.3387	0.336	0.3187	0.336
D33	0.3187	0.336	0.3387	0.336	0.3461	0.3487	0.3261	0.3487
D34	0.3261	0.3487	0.3461	0.3487	0.3536	0.3617	0.3336	0.3617
D35	0.3336	0.3617	0.3536	0.3617	0.361	0.3742	0.341	0.3742

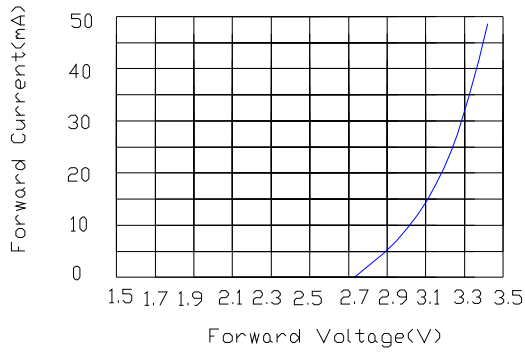
**Model No.: FYLS-1206UWC50-RM-3mA-Z**

**Typical Electrical/Optical Characteristics Curves(Ta=25°C Unless Otherwise Noted)**

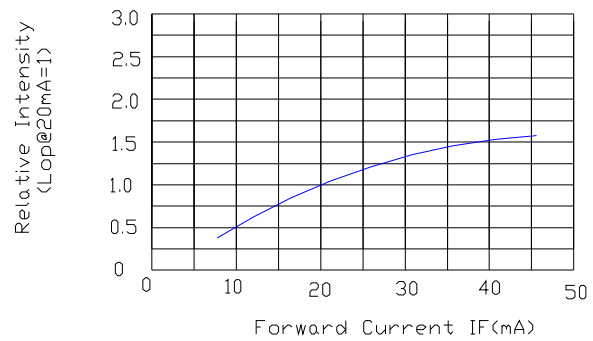
Spectral Reduance



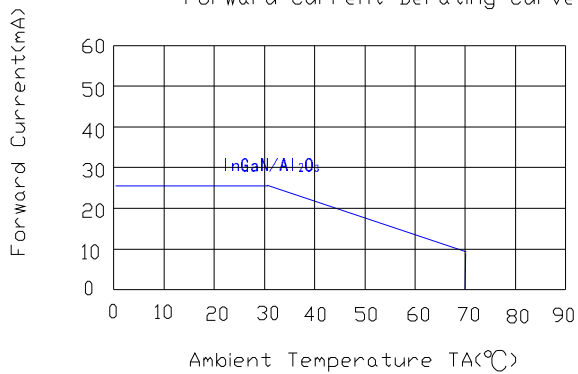
Forward Current Vs Forward Voltage



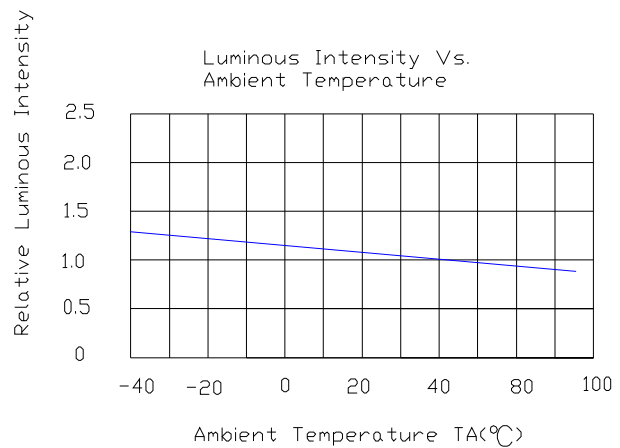
Relative Luminous intensity vs Forward current



Forward Current Derating Curve

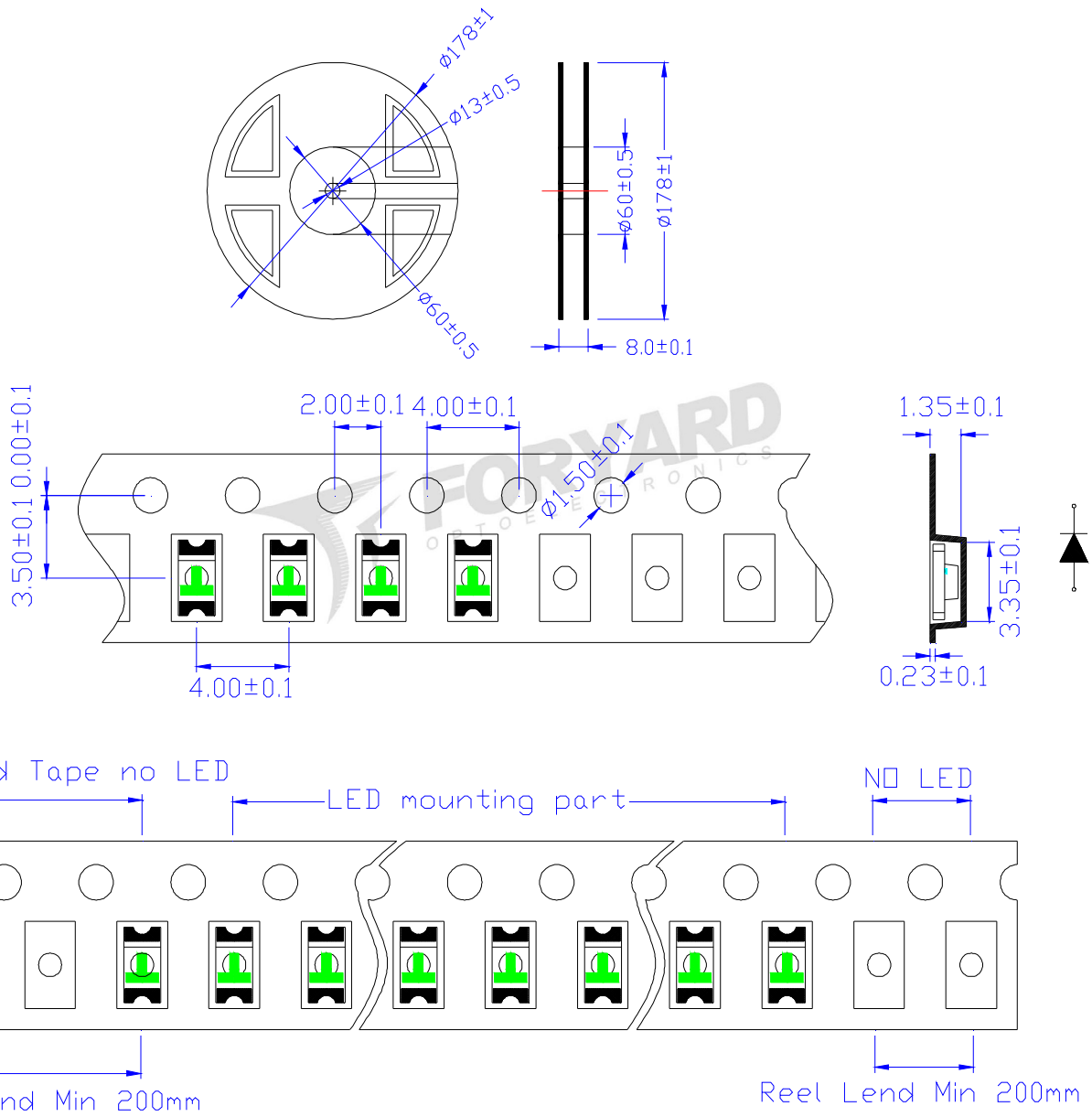


Luminous Intensity Vs. Ambient Temperature



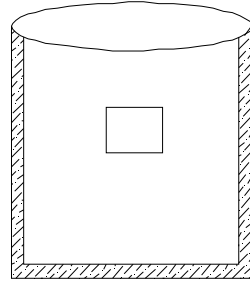
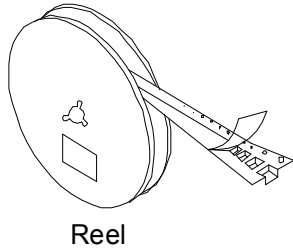
**Model No.: FYLS-1206UWC50-RM-3mA-Z**

**■ Packing Diagram**

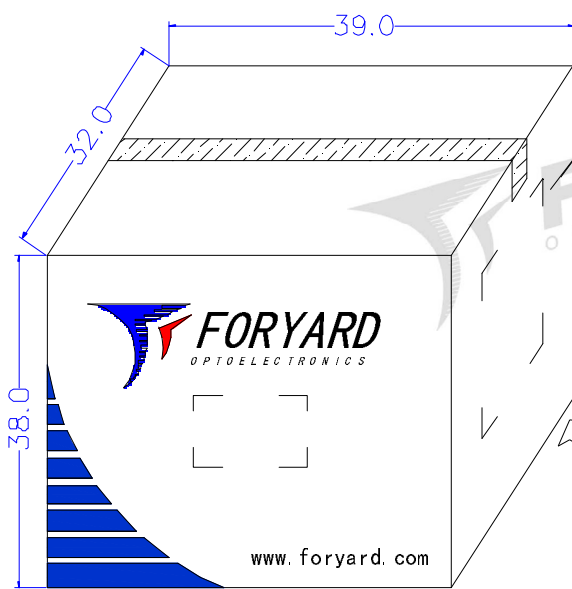


**Model No.: FYLS-1206UWC50-RM-3mA-Z**

**■ Packing Diagram**

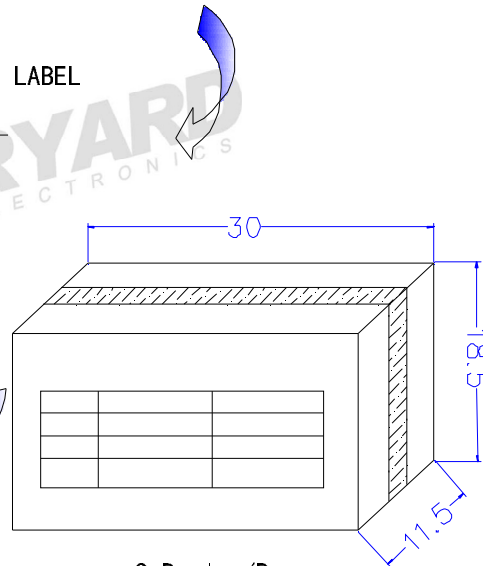


1206 3000/Reel



6 Boxes/Carton

OUTSIDE LABEL



9 Reels /Box



OUTSIDE LABEL

Note: The specifications are subject to change without notice. Please contact us for updated information.

**Model No.: FYLS-1206UWC50-RM-3mA-Z**

**■ Precautions for use:**

**1. Storage**

To prevent moisture absorption into SMD LEDs during the transportation and storage , the LEDs are packed in a moisture-barrier bag. Desiccants and a humidity indicator are packed together with the LEDs as secondary protection

The shelf life of LEDs stored in the original sealed bag at <math> < 40^{\circ}\text{C}</math> and <math> < 90\% \text{ RH}</math> is 3 months. Baking is required if the shelf life has expired

Before opening the packaging , check for air leaks in the bag.

After the bag is opened, the SMD LEDs must be stored at <math> < 30^{\circ}\text{C}</math> and <math> < 60\% \text{ RH}</math>. Under these conditions, SMD LEDs must be used within 24 hours. If the LEDs are not within 24 hours after removal from the bag , baking is required Take the material out of the packaging bag before baking. Do not open the oven door frequently during the baking process.

**2. Soldering**

**(1) Manual soldering with a soldering Iron**

Use a soldering iron of less than 25 watts is recommended . The iron temperature must be kept below <math> 315^{\circ}\text{C}</math> And soldering time no more than 2 seconds.

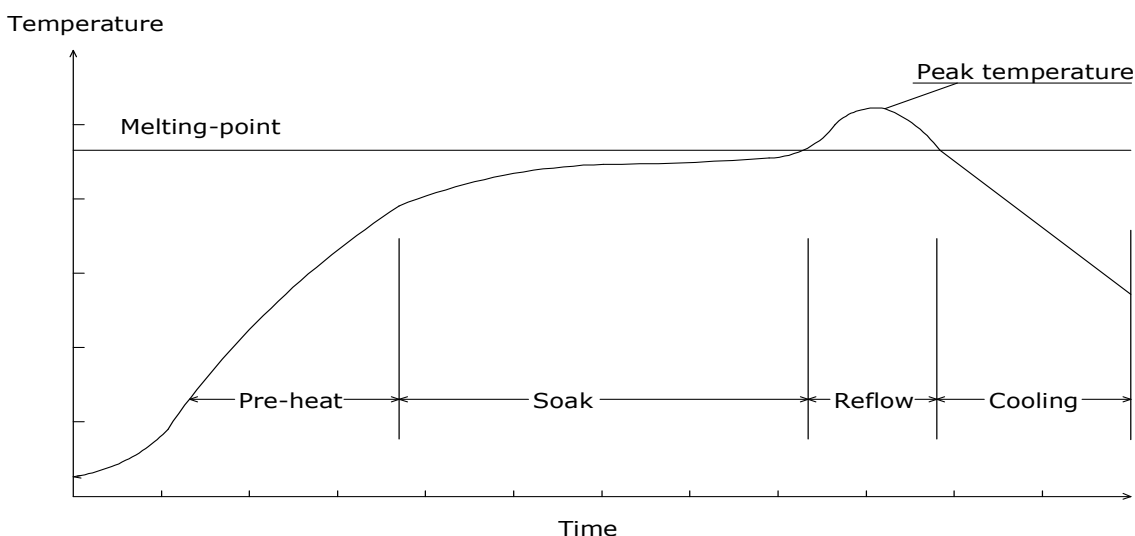
The epoxy resin of an SMD LED should not contact the tip of the soldering iron.

No mechanical stress should be exerted on the resin portion of an SMD LED during soldering.

Handling of an SMD LED should be done only when the package has been cooled down to below <math> 40^{\circ}\text{C}</math>

**(2)Reflow soldering**

**Temperature profile**





**Model No.: FYLS-1206UWC50-RM-3mA-Z**

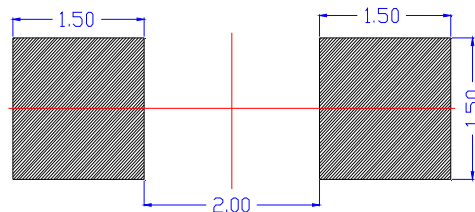
Solder=Sn63-Pb37	Solder= Pb-Free
Average ramp-up rate:4°C/sec.max	Average ramp-up rate:4°C/sec.max
Peak preheat temperature:100-150°C	Peak preheat temperature:100-150°C
preheat time:100seconds.max	preheat time:100seconds.max
ramp-down rate:6°C/sec.max	ramp-down rate:6°C/sec.max
Peak temperature:230°C	Peak temperature:250°C
Time within 5°C of actual peak temperature=10 sec. max	Time within 5°C of actual peak temperature=10 sec. max
Duration above 183°C is 80 sec. max	Duration above 217°C is 80 sec. max

SMD LED should not be modified after soldering. If modification cannot be avoided, the modification must be pre-qualified to avoid damage to the SMD LEDs.

Reflow soldering should not be done more than one time

No stress should be exerted on the package during soldering.

(3) Recommend Soldering pad design(unit=mm)



3. Static Electricity

Static Electricity and surge voltage damage the LEDs. So it is recommended that an ESD wrist band, ESD shoe strap or an anti-electrostatic glove be used when handling the LEDs.

All devices, equipment and machinery must be properly grounded

4. Others

Reverse voltage should not exceed the absolute maximum rating on the data sheet. The colour of the LEDs is changed slightly an operating current and thermal.

This device should not be used in any type of fluid such as water, oil, organic solvent and etc

When washing is required, IPA (Isopropyl Alcohol) should be used.

The influence of ultrasonic cleaning on the leds depends on factors such as ultrasonic power and the way.

High-brightness LED light may injure human eyes. Avoid looking directly into lighted LED

The appearance and specifications of the product may be modified for improvement without notice.

## X-ON Electronics

Largest Supplier of Electrical and Electronic Components

*Click to view similar products for [Standard LEDs - SMD category](#):*

*Click to view products by [Foryard manufacturer](#):*

Other Similar products are found below :

[LTST-C190KYKT](#) [LTST-C19GD2WT](#) [LTW-170ZDC](#) [LTW-M140SZS40](#) [LTW-M140ZVS](#) [598-8110-100F](#) [598-8610-202F](#) [91-21SUBCS400-A6TR7](#) [QBLP653-IW](#) [QBLP674-IWM-WW](#) [AAAF5060QBFSEEZGS](#) [APT1608QGW](#) [99-213/R6C-AR2T1B/2C](#) [SML-LX0606SISUGC/A](#) [SML-LXR851SIUPGUBC](#) [LT1ED53A](#) [APFA3010SURKCGKQBDC](#) [APHK1608VGCA](#) [APT2012QGW](#) [LTST-008BGEW](#) [LTW-010DCG](#) [LTW-21TS5](#) [LTW-220DS5](#) [598-8330-117F](#) [65-21SYGC/S530-E3/TR8](#) [CMDA20AYAA7D1S](#) [95-21SURCS530-A3TR10](#) [598-8070-100F](#) [598-8140-100F](#) [598-8610-200F](#) [SML-LXR851SGSIC-TR](#) [SML-512PWT86A](#) [SMF-2432GYC-TR](#) [EASV3015RGYA0](#) [95-21UYC-S530-A5-TR7](#) [LTST-C194TBKT-5A](#) [CLX6E-FKC-CH1M1D1BB7C3D3](#) [SML-LXL0805USBC-TR](#) [SML-LX2835SYSUGCTR](#) [LTW-M670ZVS-M5](#) [APA2106ZGC/G](#) [CLMXB-FKA-CbcfghjnpACBB79463](#) [KPTD-2012LVVBC-D](#) [VFA1101W-5AY3B2-TR](#) [LCB P473-P2R2-3J7L-1-Z](#) [91-21VGC/S556/S68/TR10/S370](#) [LW A67C-S2U1-FK0KM0](#) [LW A673-P1S1-FK0PM0](#) [BL-HE1G033B-TRB](#) [5988B90107F](#)