



SOP-8 N Channel Enhancement 沟道增强型 MOS Field Effect Transistor 场效应管

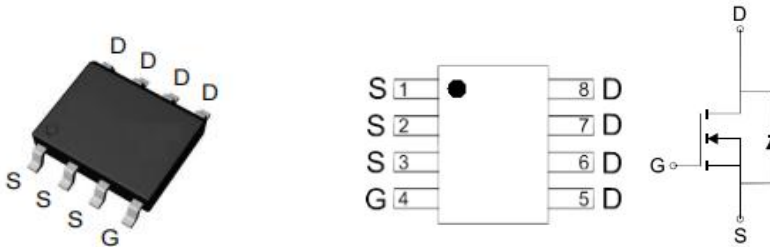
■ Features 特点

Low on-resistance 低导通电阻
 $R_{DS(ON)}=6.5m\Omega(\text{Type})@V_{GS}=10V$
 $R_{DS(ON)}=10m\Omega(\text{Type})@V_{GS}=4.5V$

■ Applications 应用

Load Switch 负载开关
 DC-DC Power System 升压转换
 High Frequency Point-of-Load Synchronous Buck Convert 负载点高频同步整流

■ Internal Schematic Diagram 内部结构



■ Absolute Maximum Ratings 最大额定值

Characteristic 特性参数	Symbol 符号	Rat 额定值	Unit 单位
Drain-Source Voltage 漏极-源极电压	BV_{DSS}	30	V
Gate- Source Voltage 栅极-源极电压	V_{GS}	+20	V
Drain Current (continuous)漏极电流-连续	I_D (at $T_A = 25^\circ C$ at $T_A = 70^\circ C$)	15 12	A
Drain Current (pulsed)漏极电流-脉冲	I_{DM}	40	A
Total Device Dissipation 总耗散功率	P_{TOT} (at $T_A = 25^\circ C$ at $T_A = 70^\circ C$)	3 2.1	W
Thermal Resistance Junction-Ambient 热阻	$R_{\theta JA}$	42	$^\circ C/W$
Junction/Storage Temperature 结温/储存温度	T_J, T_{stg}	-55~150	$^\circ C$



■ Electrical Characteristics 电特性

($T_A=25^{\circ}\text{C}$ unless otherwise noted 如无特殊说明, 温度为 25°C)

Characteristic 特性参数	Symbol 符号	Min 最小值	Type 典型值	Max 最大值	Unit 单位
Drain-Source Breakdown Voltage 漏极-源极击穿电压($I_D=250\mu\text{A}, V_{GS}=0\text{V}$)	BV_{DSS}	30	—	—	V
Gate Threshold Voltage 栅极开启电压($I_D=250\mu\text{A}, V_{GS}=V_{DS}$)	$V_{GS(th)}$	1.0	1.5	3.0	V
Zero Gate Voltage Drain Current 零栅压漏极电流($V_{GS}=0\text{V}, V_{DS}=24\text{V}$)	I_{DSS}	—	—	1	μA
Gate Body Leakage 栅极漏电流($V_{GS}=\pm 20\text{V}, V_{DS}=0\text{V}$)	I_{GSS}	—	—	± 100	nA
Static Drain-Source On-State Resistance 静态漏源导通电阻($I_D=15\text{A}, V_{GS}=10\text{V}$) ($I_D=11\text{A}, V_{GS}=4.5\text{V}$)	$R_{DS(ON)}$	—	6.5 10	8 18	$\text{m}\Omega$
Diode Forward Voltage Drop 内附二极管正向压降($I_{SD}=1\text{A}, V_{GS}=0\text{V}$)	V_{SD}	—	0.71	1	V
Input Capacitance 输入电容 ($V_{GS}=0\text{V}, V_{DS}=15\text{V}, f=1\text{MHz}$)	C_{ISS}	—	2450	—	pF
Common Source Output Capacitance 共源输出电容($V_{GS}=0\text{V}, V_{DS}=15\text{V}, f=1\text{MHz}$)	C_{OSS}	—	325	—	pF
Reverse Transfer Capacitance 反馈电容($V_{GS}=0\text{V}, V_{DS}=15\text{V}, f=1\text{MHz}$)	C_{RSS}	—	185	—	pF
Total Gate Charge 栅极电荷密度 ($V_{DS}=15\text{V}, I_D=14\text{A}, V_{GS}=4.5\text{V}$)	Q_g	—	16	20.8	nC
Gate Source Charge 栅源电荷密度 ($V_{DS}=15\text{V}, I_D=14\text{A}, V_{GS}=4.5\text{V}$)	Q_{gs}	—	5	6.5	nC
Gate Drain Charge 栅漏电荷密度 ($V_{DS}=15\text{V}, I_D=14\text{A}, V_{GS}=4.5\text{V}$)	Q_{gd}	—	3	3.9	nC
Turn-ON Delay Time 开启延迟时间 ($V_{DS}=15\text{V}, I_D=14\text{A}, R_{GEN}=6\Omega, V_{GS}=10\text{V}$)	$t_{d(on)}$	—	17	34	ns
Turn-ON Rise Time 开启上升时间 ($V_{DS}=15\text{V}, I_D=14\text{A}, R_{GEN}=6\Omega, V_{GS}=10\text{V}$)	t_r	—	5	10	ns
Turn-OFF Delay Time 关断延迟时间 ($V_{DS}=15\text{V}, I_D=14\text{A}, R_{GEN}=6\Omega, V_{GS}=10\text{V}$)	$t_{d(off)}$	—	50	100	ns
Turn-OFF Fall Time 关断下降时间 ($V_{DS}=15\text{V}, I_D=14\text{A}, R_{GEN}=6\Omega, V_{GS}=10\text{V}$)	t_f	—	10	20	ns

■ Typical Characteristic Curve 典型特性曲线

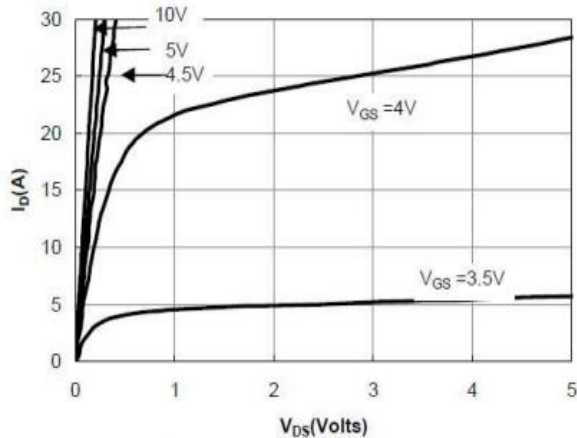


Figure 1: Output Characteristics

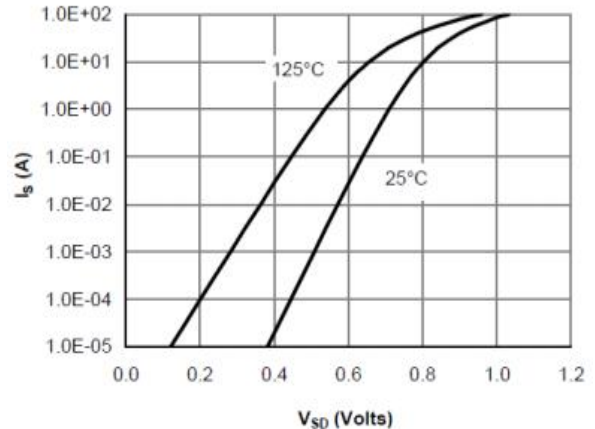


Figure 2: Diode Forward Characteristics

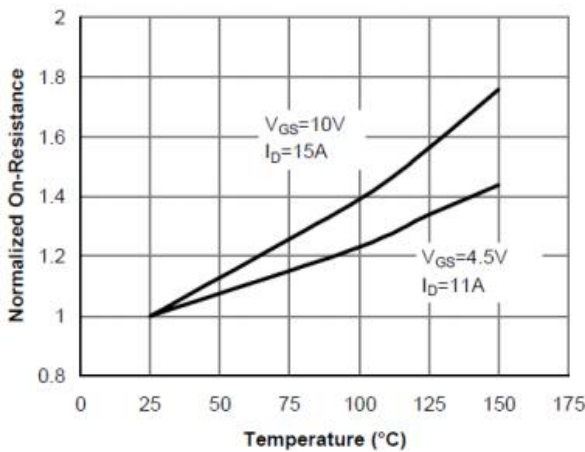


Figure 3: On-Resistance vs. T_j

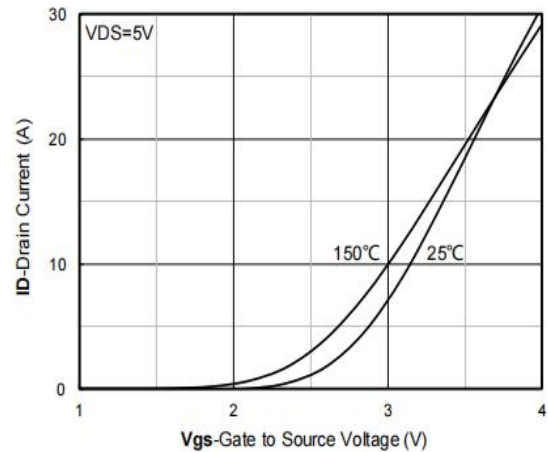


Figure 4: Transfer Characteristics

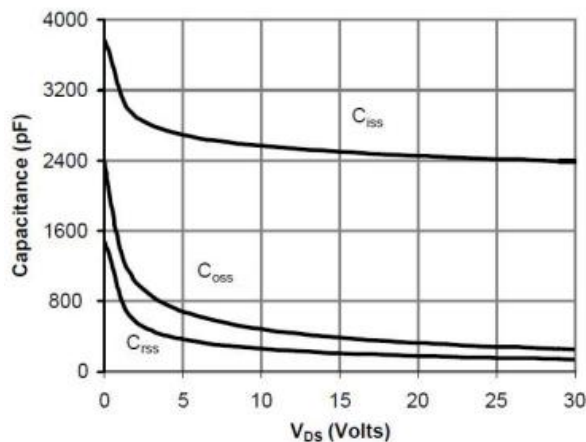


Figure 5: Capacitance Characteristics

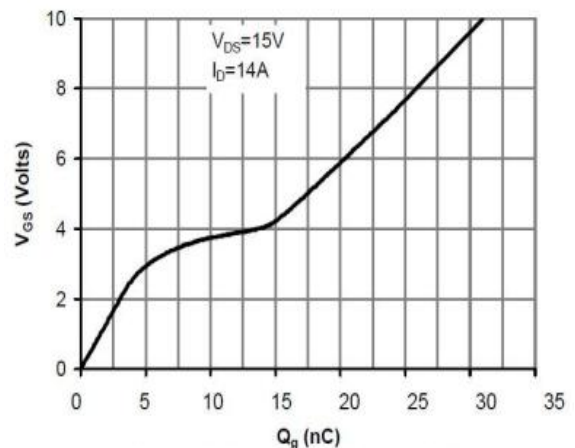


Figure 6: Gate-Charge Characteristics

■ Typical Characteristic Curve 典型特性曲线

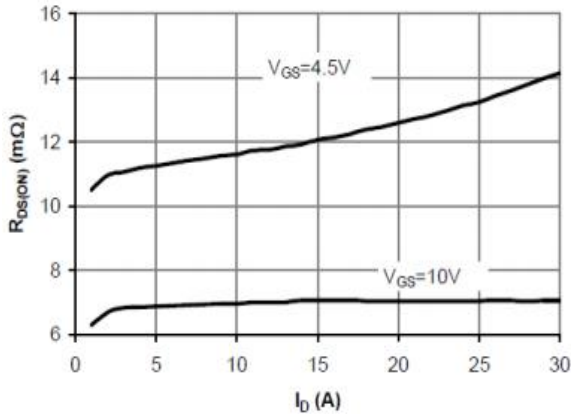


Figure 7: On-Resistance vs. Drain Current

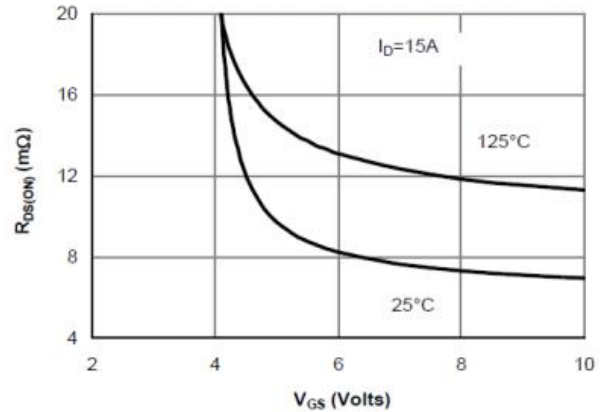


Figure 8: On-Resistance vs. V_{GS}

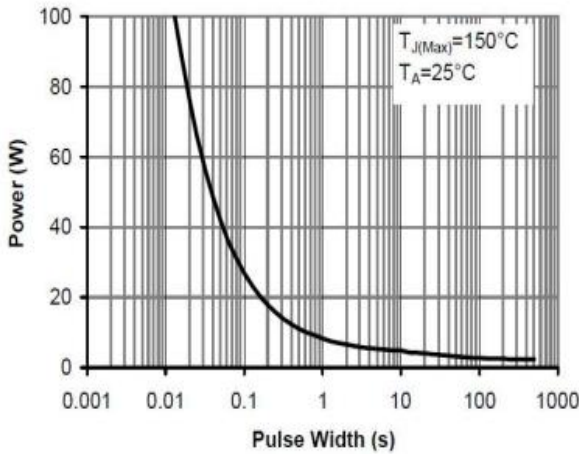


Figure 9: Power Rating Curve

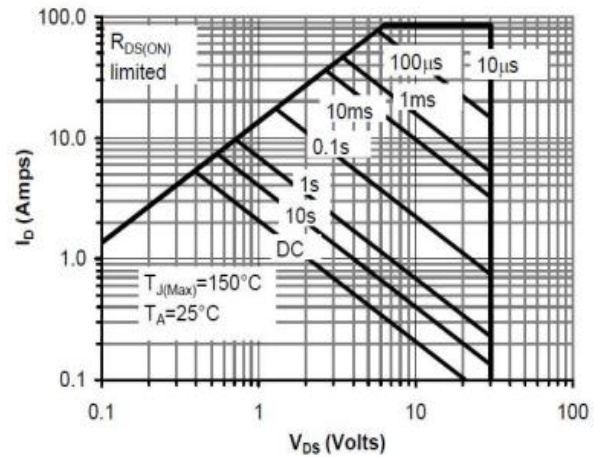


Figure 10: Safe Operating Area

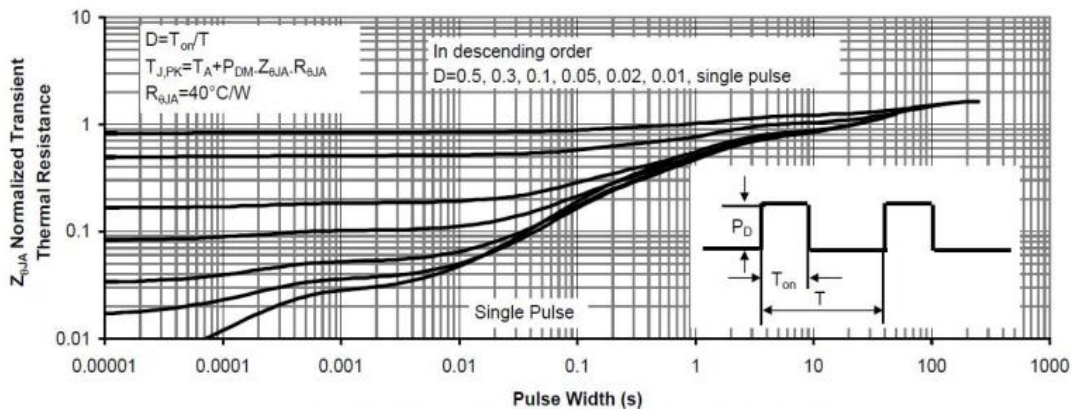
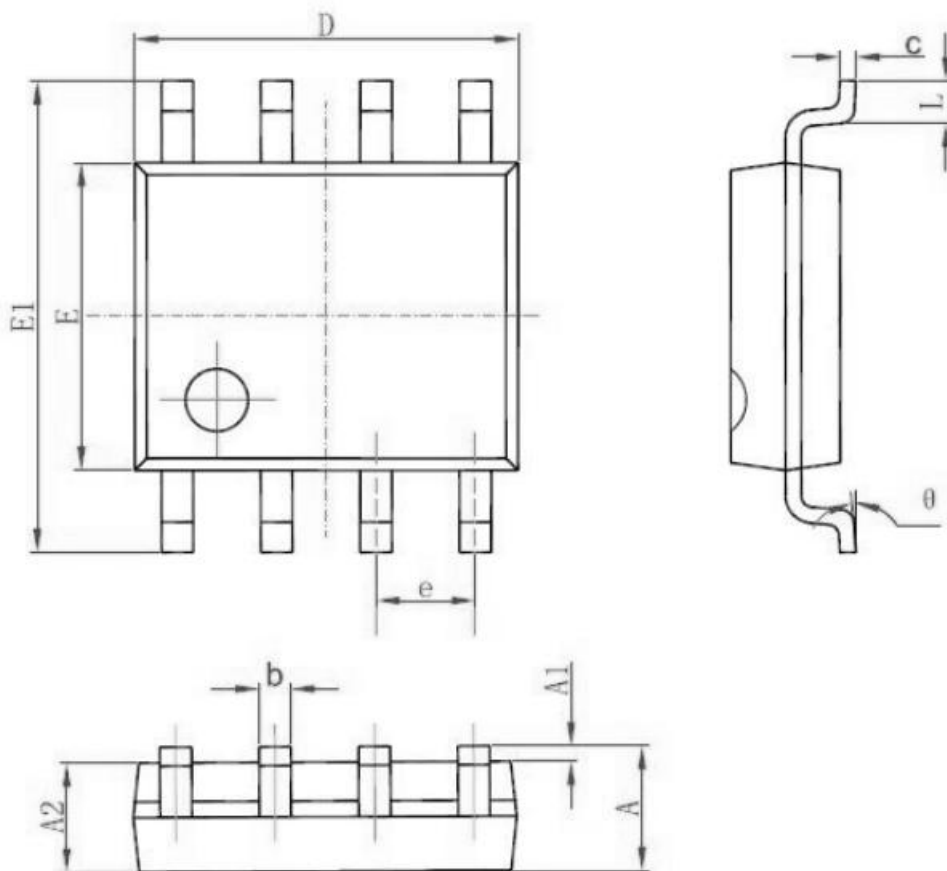


Figure 11: Transient Thermal Response Curve

■ Dimension 外形封装尺寸



Symbol	Dimensions In Millimeters		Dimensions In Inches	
	Min	Max	Min	Max
A	1.350	1.750	0.053	0.069
A1	0.100	0.250	0.004	0.010
A2	1.350	1.550	0.053	0.061
b	0.330	0.510	0.013	0.020
c	0.170	0.250	0.006	0.010
D	4.700	5.100	0.185	0.200
E	3.800	4.000	0.150	0.157
E1	5.800	6.200	0.228	0.244
e	1.270 (BSC)		0.050 (BSC)	
L	0.400	1.270	0.016	0.050
θ	0°	8°	0°	8°

X-ON Electronics

Largest Supplier of Electrical and Electronic Components

Click to view similar products for [MOSFET](#) category:

Click to view products by [FOSAN](#) manufacturer:

Other Similar products are found below :

[IRFD120](#) [JANTX2N5237](#) [2SK2267\(Q\)](#) [BUK455-60A/B](#) [TK100A10N1,S4X\(S](#) [MIC4420CM-TR](#) [VN1206L](#) [NDP4060](#) [SI4482DY](#)
[IRS2092STRPBF-EL](#) [IPS70R2K0CEAKMA1](#) [TK31J60W5,S1VQ\(O](#) [TK31J60W,S1VQ\(O](#) [TK16J60W,S1VQ\(O](#) [2SK2614\(TE16L1,Q\)](#)
[DMN1017UCP3-7](#) [EFC2J004NUZTDG](#) [P85W28HP2F-7071](#) [DMN1053UCP4-7](#) [NTE2384](#) [DMC2700UDMQ-7](#) [DMN2080UCB4-7](#)
[DMN61D9UWQ-13](#) [US6M2GTR](#) [DMN31D5UDJ-7](#) [DMP22D4UFO-7B](#) [IPS60R3K4CEAKMA1](#) [DMN1006UCA6-7](#) [DMN16M9UCA6-7](#)
[STF5N65M6](#) [IRF40H233XTMA1](#) [STU5N65M6](#) [DMN6022SSD-13](#) [DMN13M9UCA6-7](#) [DMTH10H4M6SPS-13](#) [IPS60R360PFD7SAKMA1](#)
[DMN2990UFB-7B](#) [SSM3K35CT,L3F](#) [IPLK60R1K0PFD7ATMA1](#) [2N7002W-G](#) [MCAC30N06Y-TP](#) [IPWS65R035CFD7AXKSA1](#)
[MCQ7328-TP](#) [SSM3J143TU,LXHF](#) [DMN12M3UCA6-7](#) [PJMF280N65E1_T0_00201](#) [PJMF380N65E1_T0_00201](#)
[PJMF280N60E1_T0_00201](#) [PJMF600N65E1_T0_00201](#) [PJMF900N65E1_T0_00201](#)