



## SOP-8 30V Dual N Channel Enhancement 双 N 沟道增强型 MOS Field Effect Transistor 场效应管


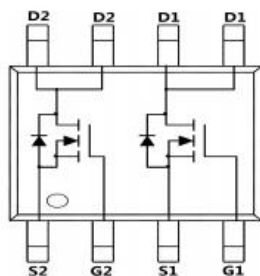
### ■ Features 特点

Low on-resistance 低导通电阻  
 $R_{DS(ON)}=17m\Omega(\text{Type})@V_{GS}=10V$   
 $R_{DS(ON)}=23m\Omega(\text{Type})@V_{GS}=4.5V$

### ■ Applications 应用

Portable Equipment 桌面设备  
Battery Powered System 电池电源系统  
Power Management in Note Book 笔记本电源管理

### ■ Internal Schematic Diagram 内部结构



### ■ Absolute Maximum Ratings 最大额定值

Characteristic 特性参数	Symbol 符号	Rat 额定值	Unit 单位
Drain-Source Voltage 漏极-源极电压	$BV_{DSS}$	30	V
Gate- Source Voltage 栅极-源极电压	$V_{GS}$	$\pm 20$	V
Drain Current (continuous)漏极电流-连续	$I_D$ (at $T_A = 25^\circ C$ )	8	A
Drain Current (pulsed)漏极电流-脉冲	$I_{DM}$	40	A
Total Device Dissipation 总耗散功率	$P_D(\text{at } T_A = 25^\circ C)$	1700	mW
Thermal Resistance Junction-Ambient 热阻	$R_{\theta JA}$	73.5	$^\circ C/W$
Junction/Storage Temperature 结温/储存温度	$T_J, T_{stg}$	-55~150	$^\circ C$



## ■ Electrical Characteristics 电特性

( $T_A=25^{\circ}\text{C}$  unless otherwise noted 如无特殊说明, 温度为  $25^{\circ}\text{C}$ )

Characteristic 特性参数	Symbol 符号	Min 最小值	Typ 典型值	Max 最大值	Unit 单位
Drain-Source Breakdown Voltage 漏极-源极击穿电压( $I_D=250\mu\text{A}, V_{GS}=0\text{V}$ )	$BV_{DSS}$	30	—	—	V
Gate Threshold Voltage 栅极开启电压( $I_D=250\mu\text{A}, V_{GS}=V_{DS}$ )	$V_{GS(th)}$	1	1.5	1.9	V
Zero Gate Voltage Drain Current 零栅压漏极电流( $V_{GS}=0\text{V}, V_{DS}=24\text{V}$ )	$I_{DSS}$	—	—	1	$\mu\text{A}$
Gate Body Leakage 栅极漏电流( $V_{GS}=\pm 20\text{V}, V_{DS}=0\text{V}$ )	$I_{GSS}$	—	—	$\pm 100$	nA
Static Drain-Source On-State Resistance 静态漏源导通电阻( $I_D=8\text{A}, V_{GS}=10\text{V}$ ) ( $I_D=7\text{A}, V_{GS}=4.5\text{V}$ )	$R_{DS(ON)}$	—	17.5 23	27 30	$\text{m}\Omega$
Diode Forward Voltage Drop 内附二极管正向压降( $I_{SD}=1\text{A}, V_{GS}=0\text{V}$ )	$V_{SD}$	—	—	1	V
Input Capacitance 输入电容 ( $V_{GS}=0\text{V}, V_{DS}=15\text{V}, f=1\text{MHz}$ )	$C_{ISS}$	—	580	—	pF
Common Source Output Capacitance 共源输出电容( $V_{GS}=0\text{V}, V_{DS}=15\text{V}, f=1\text{MHz}$ )	$C_{OSS}$	—	95	—	pF
Reverse Transfer Capacitance 反馈电容 ( $V_{GS}=0\text{V}, V_{DS}=15\text{V}, f=1\text{MHz}$ )	$C_{RSS}$	—	57	—	pF
Total Gate Charge 栅极电荷密度 ( $V_{DS}=15\text{V}, I_D=8\text{A}, V_{GS}=4.5\text{V}$ )	$Q_g$	—	6	—	nC
Gate Source Charge 栅源电荷密度 ( $V_{DS}=15\text{V}, I_D=8\text{A}, V_{GS}=4.5\text{V}$ )	$Q_{gs}$	—	2	—	nC
Gate Drain Charge 栅漏电荷密度 ( $V_{DS}=15\text{V}, I_D=8\text{A}, V_{GS}=4.5\text{V}$ )	$Q_{gd}$	—	2	—	nC
Turn-ON Delay Time 开启延迟时间 ( $V_{DS}=15\text{V}, I_D=1\text{A}, R_{GEN}=6\Omega, V_{GS}=10\text{V}$ )	$t_{d(on)}$	—	6	—	ns
Turn-ON Rise Time 开启上升时间 ( $V_{DS}=15\text{V}, I_D=1\text{A}, R_{GEN}=6\Omega, V_{GS}=10\text{V}$ )	$t_r$	—	12	—	ns
Turn-OFF Delay Time 关断延迟时间 ( $V_{DS}=15\text{V}, I_D=1\text{A}, R_{GEN}=6\Omega, V_{GS}=10\text{V}$ )	$t_{d(off)}$	—	18	—	ns
Turn-OFF Fall Time 关断下降时间 ( $V_{DS}=15\text{V}, I_D=1\text{A}, R_{GEN}=6\Omega, V_{GS}=10\text{V}$ )	$t_f$	—	5	—	ns

## Typical Characteristic Curve 典型特性曲线

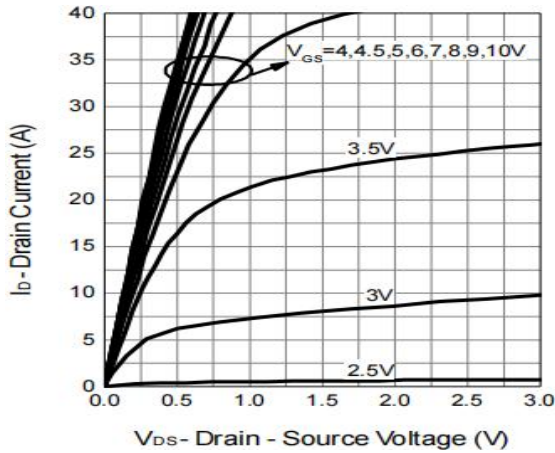


Figure 1: Output Characteristics

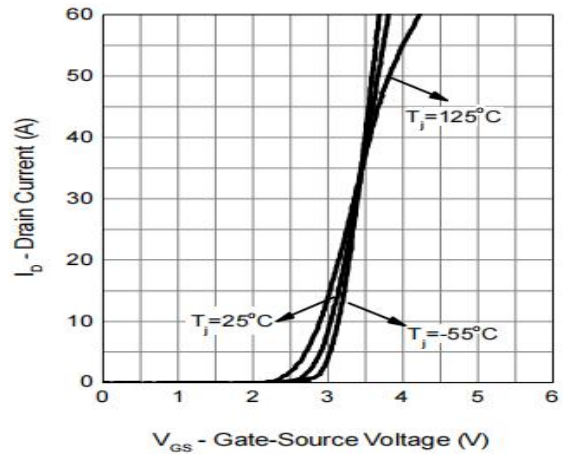


Figure 2: Transfer Characteristics

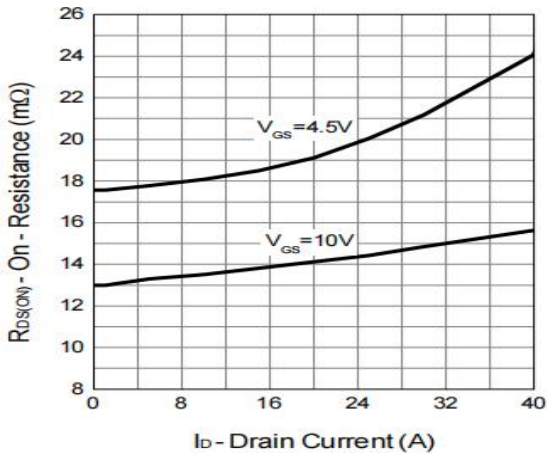


Figure 3: On-Resistance vs. Drain Current

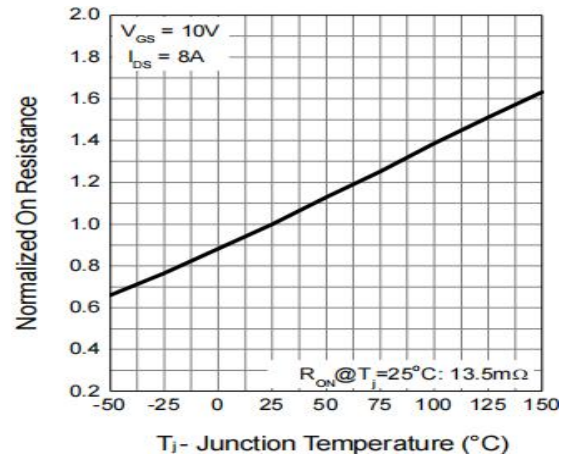


Figure 4: On-Resistance vs. Temperature

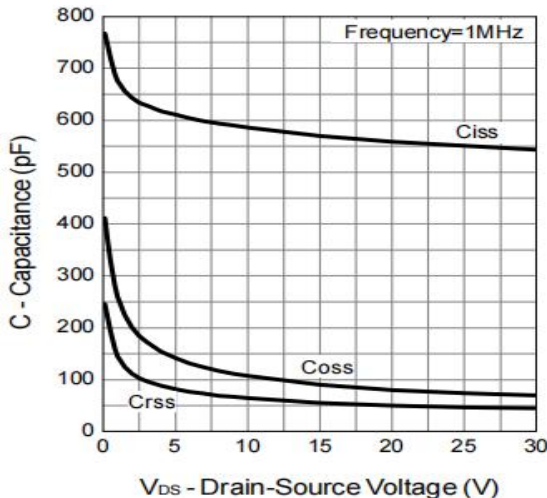


Figure 5: Capacitance Characteristics

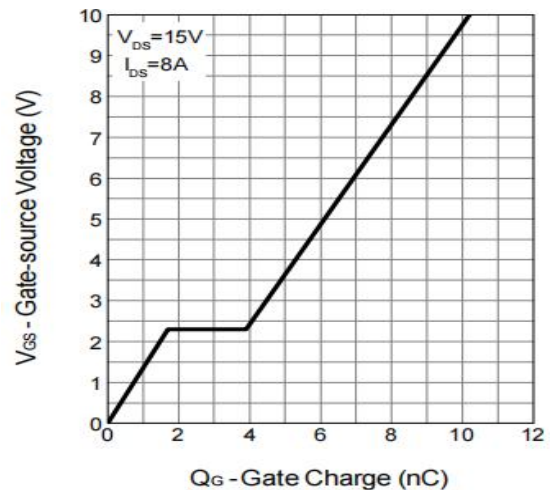


Figure 6: Gate-Charge Characteristics

## Typical Characteristic Curve 典型特性曲线

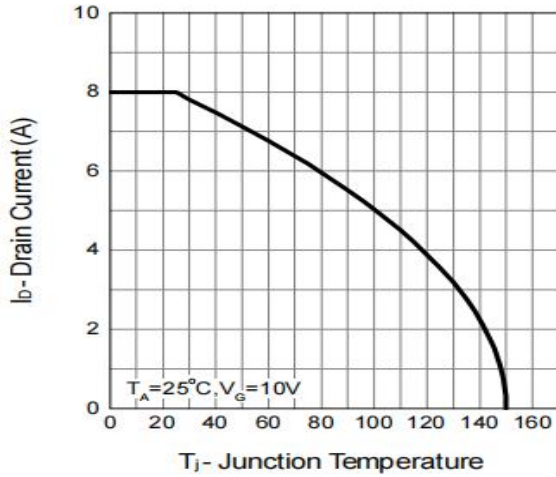


Figure 7: Drain Current vs. Temperature

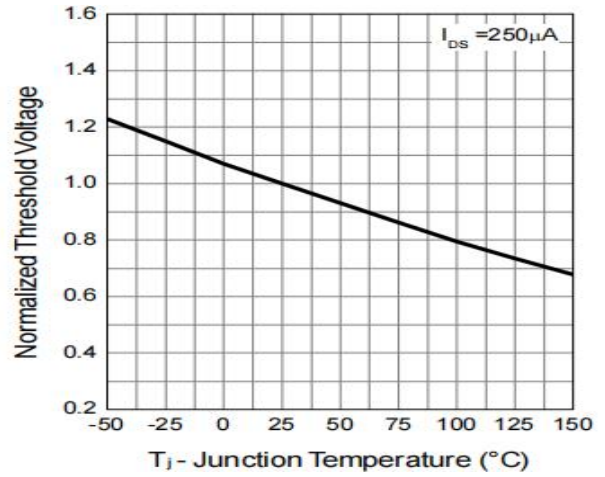


Figure 8: Threshold Voltage vs. Temperature

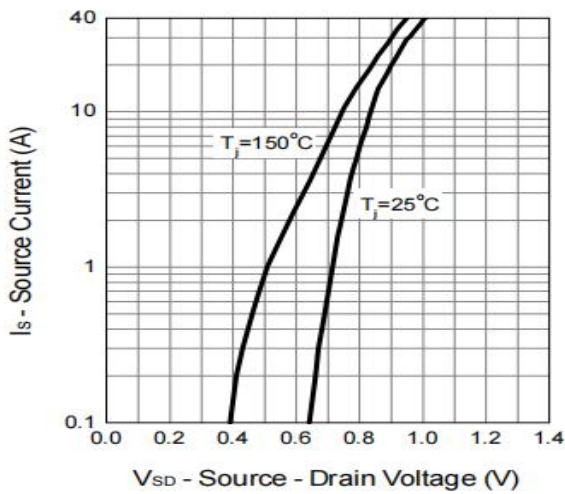


Figure 9: Diode Characteristics

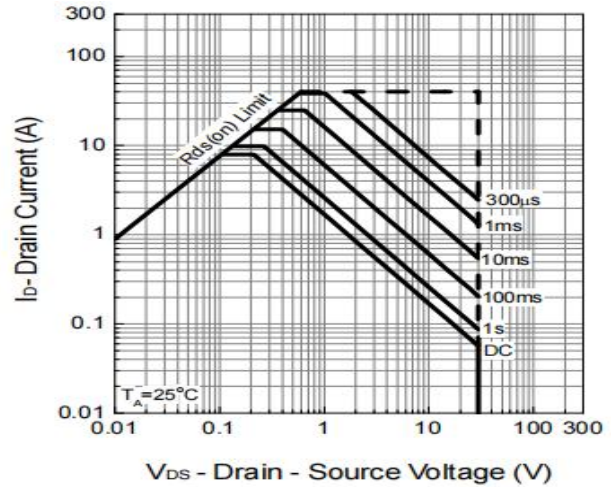


Figure 10: Safe Operating Area

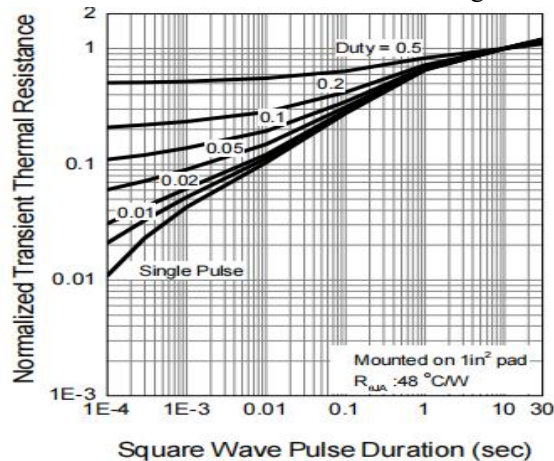
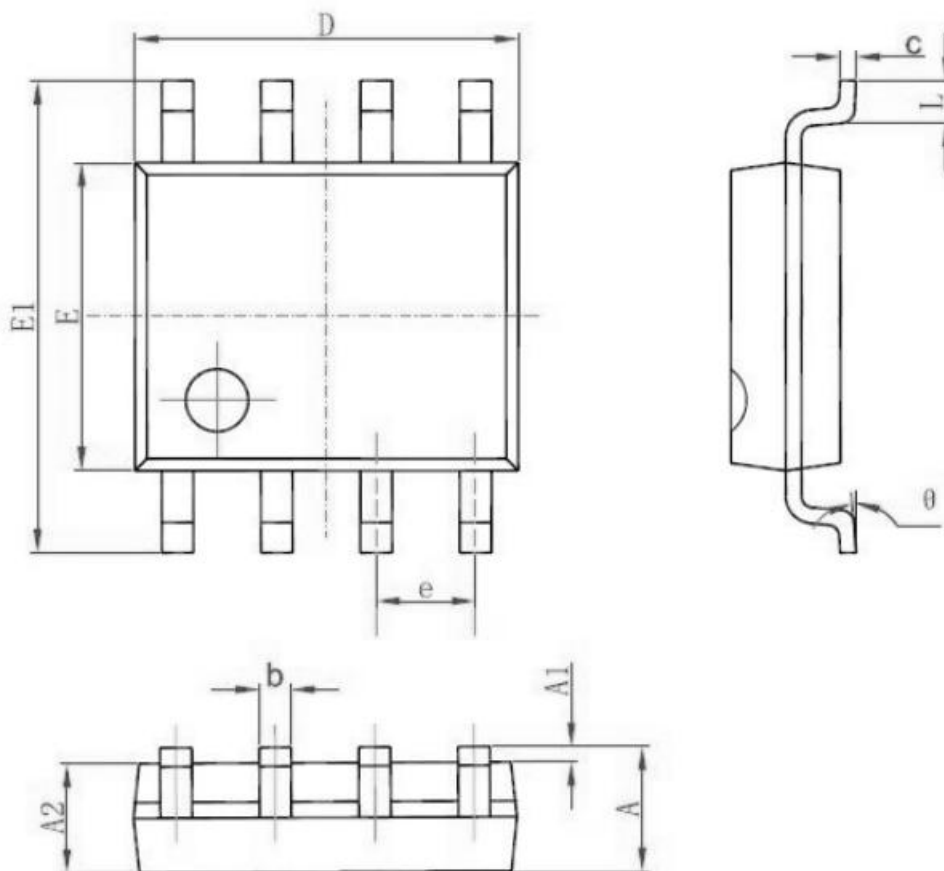


Figure 11: Transient Thermal Response Curve

## ■ Dimension 外形封装尺寸



Symbol	Dimensions In Millimeters		Dimensions In Inches	
	Min	Max	Min	Max
A	1.350	1.750	0.053	0.069
A1	0.100	0.250	0.004	0.010
A2	1.350	1.550	0.053	0.061
b	0.330	0.510	0.013	0.020
c	0.170	0.250	0.006	0.010
D	4.700	5.100	0.185	0.200
E	3.800	4.000	0.150	0.157
E1	5.800	6.200	0.228	0.244
e	1.270 (BSC)		0.050 (BSC)	
L	0.400	1.270	0.016	0.050
θ	0°	8°	0°	8°

## X-ON Electronics

Largest Supplier of Electrical and Electronic Components

*Click to view similar products for [MOSFET](#) category:*

*Click to view products by [FOSAN](#) manufacturer:*

Other Similar products are found below :

[IRFD120](#) [JANTX2N5237](#) [BUK455-60A/B](#) [MIC4420CM-TR](#) [VN1206L](#) [NDP4060](#) [SI4482DY](#) [IPS70R2K0CEAKMA1](#) [SQD23N06-31L-GE3](#)  
[TK16J60W,S1VQ\(O](#) [2SK2614\(TE16L1,Q\)](#) [DMN1017UCP3-7](#) [DMN1053UCP4-7](#) [SQJ469EP-T1-GE3](#) [NTE2384](#) [DMC2700UDMQ-7](#)  
[DMN2080UCB4-7](#) [DMN61D9UWQ-13](#) [US6M2GTR](#) [DMN31D5UDJ-7](#) [DMP22D4UFO-7B](#) [DMN1006UCA6-7](#) [DMN16M9UCA6-7](#)  
[STF5N65M6](#) [IRF40H233XTMA1](#) [STU5N65M6](#) [DMN6022SSD-13](#) [DMN13M9UCA6-7](#) [DMTH10H4M6SPS-13](#) [DMN2990UFB-7B](#)  
[IPB80P04P405ATMA2](#) [2N7002W-G](#) [MCAC30N06Y-TP](#) [MCQ7328-TP](#) [NTMC083NP10M5L](#) [BXP7N65D](#) [BXP4N65F](#) [AOL1454G](#)  
[WMJ80N60C4](#) [BXP2N20L](#) [BXP2N65D](#) [BXT1150N10J](#) [BXT1700P06M](#) [TSM60NB380CP](#) [ROG](#) [RQ7L055BGTGR](#) [DMNH15H110SK3-13](#)  
[SLF10N65ABV2](#) [BSO203SP](#) [BSO211P](#) [IPA60R230P6](#)