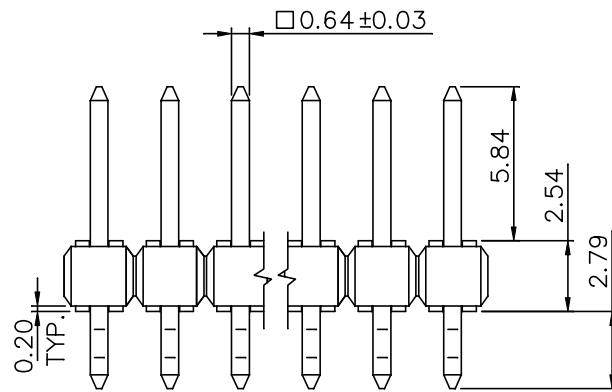
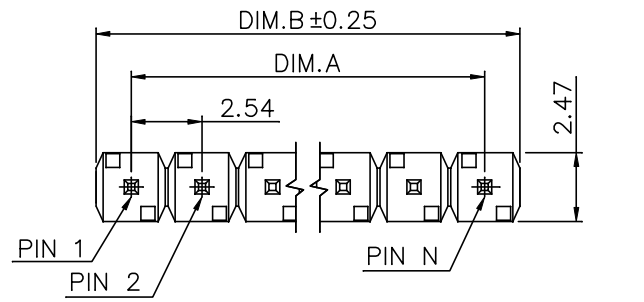


REV.	ECN. No.	APPD.
A	BC06781674	Yusan
B	BC07702863	Yusan

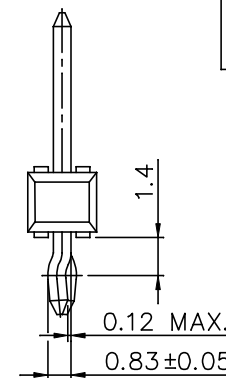
NOTES:

1. DIMENSIONS SHALL BE INTERPRETED PER ASME Y14.5-2009.
2. MATERIALS OF PRODUCT ARE SHOWN ON DRAWING "307-0500-1321".
3. SPECIFICATION OF PRODUCT ARE SHOWN ON DRAWING "307-0300-1321".
4. HARMFUL MATERIAL CONTROL PLEASE FOLLOW FOXCONN'S DOC. "EPI12".
5. PLEASE CONTACT FOXCONN SALES REPRESENTATIVE TO VERIFY PRODUCT DETAILS & AVAILABILITY.
6. PRODUCT No. MATRIX: HB31 \*\* \*-\*

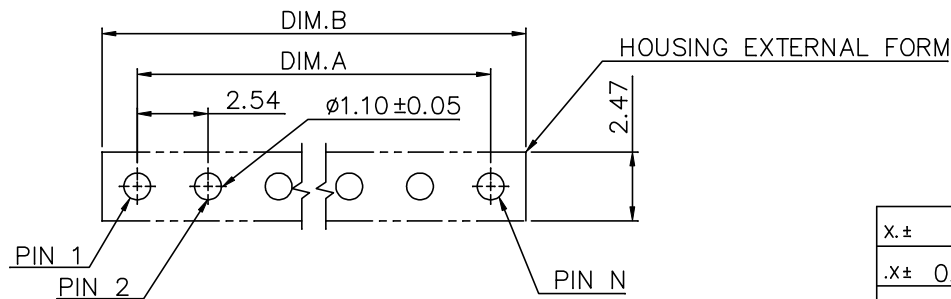
OPTIONAL FOR MODIFICATION CODE  
SEE DWG. 307-0000-210  
PLATING CODE  
SEE DRAWING "307-0500-1321"  
No. OF SINGLE ROW POS.  
02= 2 POS.  
03= 3 POS.  
:  
40= 40 POS.



WITHOUT KINKS



WITH KINKS



RECOMMENDED P.C.B. HOLE LAYOUT

X.±	X.* ±	UNITS	mm	NAME (INTENDED USE)	<b>FOXCONN®</b> FOXCONN INTERCONNECT TECHNOLOGY LIMITED.	
.X± 0.38	.X* ±	MAT'L		HEADER CONN.		
.XX± 0.25	.XX* ±			PART NO. (INTENDED USE)	CLASS: <input type="checkbox"/> CONFIDENTIAL <input type="checkbox"/> SECRET <input checked="" type="checkbox"/> GENERAL	
.XXX±	.XXX* ±	FINISH		HB31 SERIES	TITLE: CUSTOMER DRAWING BREAKAWAY, T/H	
THESE DRAWINGS AND SPECIFICATIONS ARE THE PROPERTY OF FOXCONN INTERCONNECT TECHNOLOGY LIMITED AND SHALL NOT BE REPRODUCED, COPIED OR USED IN ANY MANNER WITHOUT THE PRIOR WRITTEN CONSENT OF FOXCONN INTERCONNECT TECHNOLOGY LIMITED.				APPD: Shih-Wei Hsiao	DWG NO.:	
				Q'TY	CHKD: Yusan Hsiao	307-0000-1321
				DRAW: Xu Liu 01/25'16		
					SCALE SHEET REV.	
					1:1 1/2 BX3	

7	8
REV.	ECN. No.
	APPD.

PROD. No.	CIRCUITS	DIM.A	DIM.B
HB3102* -*****	2	2.54	4.83
HB3103* -*****	3	5.08	7.37
HB3104* -*****	4	7.62	9.91
HB3105* -*****	5	10.16	12.45
HB3106* -*****	6	12.70	14.99
HB3107* -*****	7	15.24	17.53
HB3108* -*****	8	17.78	20.07
HB3109* -*****	9	20.32	22.61
HB3110* -*****	10	22.86	25.15
HB3111* -*****	11	25.40	27.69
HB3112* -*****	12	27.94	30.23
HB3113* -*****	13	30.48	32.77
HB3114* -*****	14	33.02	35.31
HB3115* -*****	15	35.46	37.85
HB3116* -*****	16	38.10	40.39
HB3117* -*****	17	40.64	42.93
HB3118* -*****	18	43.18	45.47
HB3119* -*****	19	45.72	48.01
HB3120* -*****	20	48.26	50.55

PROD. No.	CIRCUITS	DIM.A	DIM.B
HB3121* -*****	21	50.80	53.09
HB3122* -*****	22	53.34	55.63
HB3123* -*****	23	55.88	58.17
HB3124* -*****	24	58.42	60.71
HB3125* -*****	25	60.96	63.25
HB3126* -*****	26	63.50	65.79
HB3127* -*****	27	66.04	68.33
HB3128* -*****	28	68.58	70.87
HB3129* -*****	29	71.12	73.41
HB3130* -*****	30	73.66	75.95
HB3131* -*****	31	76.20	78.49
HB3132* -*****	32	78.74	81.03
HB3133* -*****	33	81.28	83.57
HB3134* -*****	34	83.82	86.11
HB3135* -*****	35	86.36	88.65
HB3136* -*****	36	88.90	91.19
HB3137* -*****	37	91.44	93.73
HB3138* -*****	38	93.98	96.27
HB3139* -*****	39	96.52	98.81
HB3140* -*****	40	99.06	101.35

x.±	x.* ±	UNITS	mm	NAME(INTENDED USE)	<b>FOXCONN®</b> FOXCONN INTERCONNECT TECHNOLOGY LIMITED.
.x± 0.38	.X* ±	MAT'L		HEADER CONN.	
.xx± 0.25	.XX* ±			PART NO.(INTENDED USE)	CLASS: <input type="checkbox"/> CONFIDENTIAL <input type="checkbox"/> SECRET <input checked="" type="checkbox"/> GENERAL
.xxx±	.XXX* ±	FINISH		HB31 SERIES	TITLE: CUSTOMER DRAWING BREAKAWAY, T/H
THESE DRAWINGS AND SPECIFICATIONS ARE THE PROPERTY OF FOXCONN INTERCONNECT TECHNOLOGY LIMITED, AND SHALL NOT BE REPRODUCED, COPIED OR USED IN ANY MANNER WITHOUT THE PRIOR WRITTEN CONSENT OF FOXCONN INTERCONNECT TECHNOLOGY LIMITED.				APPD: Shih-Wei Hsiao	DWG NO.: 307-0000-1321
				CHKD: Yusan Hsiao	
				DRAW: Xu Liu 01/25'16	
					SCALE SHEET REV. 1:1 2/2 BX3

# SPECIFICATIONS:

1. MATERIAL AND FINISH:

1-1. HOUSING:

HIGH TEMPERATURE THERMOPLASTIC, UL 94V-0 RATING.

1-2. CONTACT:

COPPER ALLOY, 30u" MIN. NICKEL UNDER PLATING,100u" MIN.  
MATTE TIN OR GOLD PLATING OVER NICKEL.

2. ELECTRICAL CHARACTERISTICS:

2-1. CONTACT CURRENT RATING: 3 AMPERES MAX. PER CONTACT.

2-2. DIELECTRIC WITHSTANDING VOLTAGE: 500V AC FOR 1 MINUTE

2-3. INSULATION RESISTANCE: 1000 MEGOHMS MIN. INITIAL.

3. MECHANICAL CHARACTERISTICS:

3-1. CONTACT RETENTION FORCE: 2LBS(0.91 Kg) MIN. PER CONTACT.

3-2. INSERTING FORCE:0.5Kgf MAX. PER CONTACT.

3-3. WITHDRAWAL FORCE:0.05Kgf MIN. PER CONTACT.

4. ENVIRONMENTAL DATA:

4-1. SOLDERABILITY: PASSED EIA-364-52.

4-2. OPERATION TEMPERATURE: -40°C TO +105°C .

4-3. HARMFUL MATERIAL CONTROL PLEASE FOLLOW  
FOXCONN'S DOC. "EPI12".

5. PLEASE CONTACT FOXCONN SALES REPRESENTATIVE TO VERIFY  
PRODUCT DETAIL & AVAILABILITY.

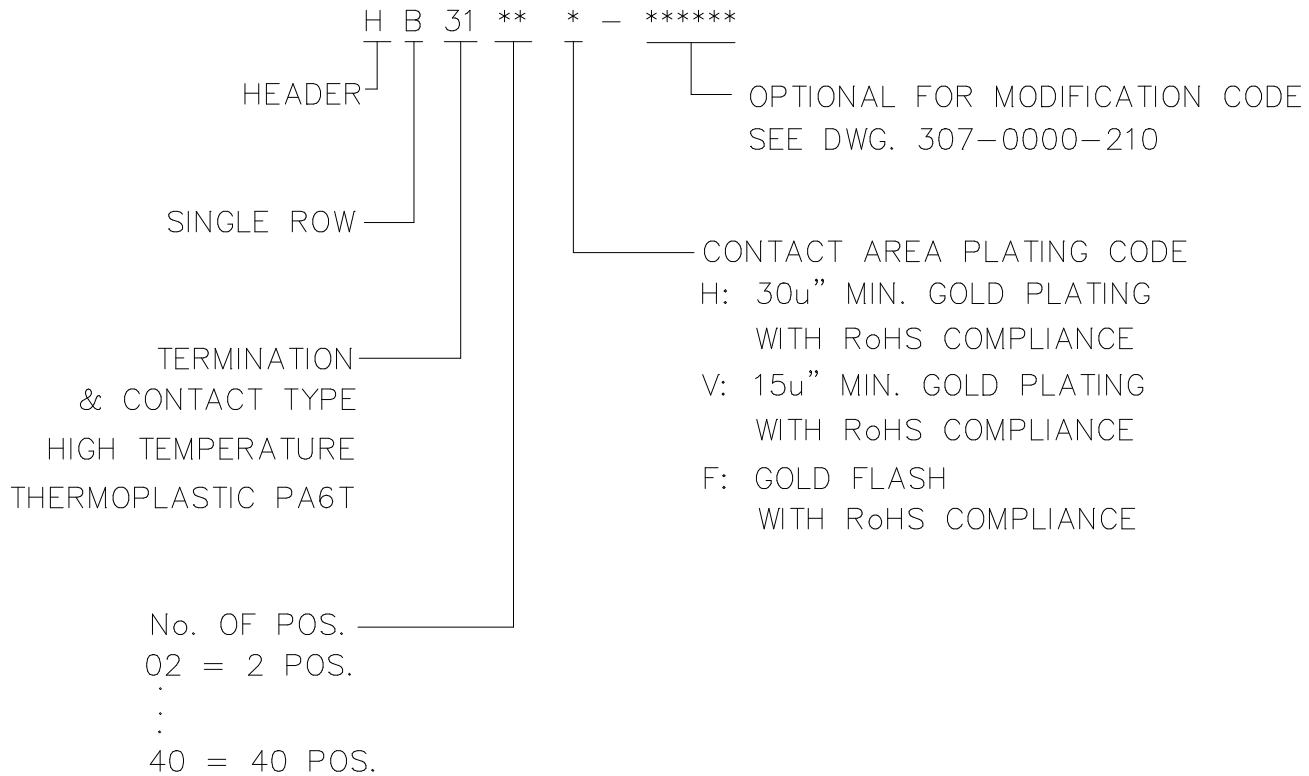
B	BC087056060	Jake W.Y
A	BC06781938	Yusan
REV.	ECN. NO.	APPD.

<b>FOXCONN</b> HON HAI PRECISION IND. CO.,LTD. TAIPEI, TAIWAN, R.O.C.	
APPD. : Wolfe Liu	TITLE : SPECIFICATION
CHKD. :	PROD. SERIES : HB31 SERIES
DR. : JustinFeng9/22'09	DWG. NO : 307-0300-1321
	REV. : BX1 SHEET : 1/1

ITEM	DESC.	Q'TY	MATERIAL	TREATMENT	REMARK
①	CONTACT	SAME AS No. OF POS. (SEE BELOW)	COPPER ALLOY	A) 50u" MIN. NICKEL UNDER PLATING OVER ALL B) TIN PLATING OR GOLD PLATING AT CONTACT AREA (SEE NOTES BELOW)	
②	HOUSING	1	HIGH TEMPERATURE THERMOPLASTIC, PA6T, UL 94V-0	SEE REMARK	

NOTES :

- HARMFUL MATERIAL CONTROL PLEASE FOLLOW FOXCONN'S DOC. "EPI12".
- PLEASE CONTACT FOXCONN SALES REPRESENTATIVE TO VERIFY PRODUCT DETAILS & AVAILABILITY.
- PRODUCT NO. MATRIX:



**FOXCONN** HON HAI PRECISION IND. CO.,LTD.  
TAIPEI, TAIWAN, R.O.C.

APPD. : Yusan	TITLE : MATERIAL SHEET
CHKD. : Steven Huang	PROD. SERIES : HB31 SERIES
DR. : Justin Dong 1/2'07	DWG. NO : 307-0500-1321
	REV. : A SHEET : 1/1

A	BC06781931	Yusan
REV.	ECN. NO.	APPD.

A  
B  
C  
D  
E  
F

A  
B  
C  
D  
E  
F



REMARK:

- △ TYPE CODE  
NONE/1: TYPE I  
A: TYPE II
- △ OPTIONAL FOR KINKS.  
NONE/1: STANDARD PRODUCT, WITH OUT KINK  
K = THE 1ST, 2ND, N & N-1, 4 PIECES OF TERMINALS ARE KINKDE.
- △ OPTIONAL FOR HOUSING COLOR.  
NONE/1 : STANDARD PRODUCT, COLOR BLACK.  
W: WHITE COLOR.  
U: BLUE COLOR (PANTON 661C).  
Y: YELLOW COLOR (PANTONE 123C).  
R: RED COLOR (PANTONE 032C).  
J: WARM RED COLOR (PANTONE 1665C).  
G: GREEN COLOR (PANTONE 347C).  
T: ORANGE COLOR (PANTONE 157C).  
E: RED COLOR (PANTONE 1807C).  
D: CHARCOAL COLOR (PANTONE 7547C)  
S: PURPLE COLOR (PANTONE 2715C)  
M: LIGHT BLUE COLOR (PANTONE 298C)

△ MODIFICATION CODE.

CODE	DESCRIPTION
NONE/00	FULL PIN
B7	2th & 3th & 4th PINS OMITTED.
B8	5th & 12th & 14th & 25th PINS OMITTED.
B9	2nd & 4th & 7th PINS OMITTED.
D0	1th POSITION OMITTED.
D1	2nd & FINAL 2nd PINS OMITTED.
D2	20th POSITION OMITTED.
D3	4th & 21st POSITION OMITTED.
D4	8th POSITION OMITTED.
D5	3rd POSITION OMITTED.
D6	2nd, 4th, 6th & 10th POSITION OMITTED.
D7	4th, 8th, 12th, 16th, 20th, & 24th POSITION OMITTED.
D8	3rd,4th,6th,9th,13th & 15th POSITION OMITTED.
D9	3rd & 4th POSITION OMITTED.

REV.	ECN. NO.	APPD.
A	HC95575	Jeff 4/14'95
B	HC95916	I.K.Liu 6/7'95
C	HC96024	I.K.Liu 6/1'96
D	HC96774	C. Chen 5/23'96
E	HC96834	C. Chen 6/3'96
F	HC97579	C. CHEN 3/30'96
G	HC972348	I.K.Liu 10/28'97
H	HC991455	DICK 5/25'99
J	IC023608	Yihsin Chen 5/22'02
K	BC-06-782042	Jake W.Y
L	BC-08-7019582	Jake W.Y
M	BC-08-7058297	Jake W.Y
N	BC-09-7066091	Yihsin
P	BC-09-7137982	Yihsin
Q	BC-14-0038860	Shih-Wei Hsiao

X.±	X.±	UNITS mm	NAME(INTENDED USE) BREAKAWAY HEADER CONN.	<b>FOXCONN®</b> FOXCONN INTERCONNECT TECHNOLOGY LIMITED.						
.X±	.X±	MAT'L	PART NO.(INTENDED USE) HB SERIES							
.XX±	.XX±	FINISH	APPD: Shih-Wei Hsiao	CLASS: <input type="checkbox"/> CONFIDENTIAL <input type="checkbox"/> SECRET <input checked="" type="checkbox"/> GENERAL TITLE: TABLE,MODIFICATION CODE BREAKAWAY HEADER,VERTICAL,T/H						
.XXX±	.XXX±		Q'TY	CHKD: Yusan Hsiao	DWG NO.: 307-0000-210					
THESE DRAWINGS AND SPECIFICATIONS ARE THE PROPERTY OF FOXCONN INTERCONNECT TECHNOLOGY LIMITED. AND SHALL NOTBE REPRODUCED, COPIED OR USED IN ANY MANNER WITHOUT THE PRIOR WRITTEN CONSENT OF FOXCONN INTERCONNECT TECHNOLOGY LIMITED.			DRAW: Xu Liu 08/05'14	<table border="1"> <tr> <td>SCALE</td> <td>SHEET</td> <td>REV.</td> </tr> <tr> <td>N/A</td> <td>1/3</td> <td>Q</td> </tr> </table>	SCALE	SHEET	REV.	N/A	1/3	Q
			SCALE	SHEET	REV.					
N/A	1/3	Q								

1

2

3

4

REV.	ECN. NO.	APPD.

A

P0	4th POSITION OMITTED.
P1	6th POSITION OMITTED.
P2	9th & 10th POSITION OMITTED.
P3	2nd POSITION OMITTED.
P4	5th POSITION OMITTED.
P5	10th POSITION OMITTED.
P6	2nd, 6th, 9th & 11th POSITION OMITTED.
P7	3rd, 5th, 8th POSITION OMITTED.
P8	7th POSITION OMITTED.
P9	9th POSITION OMITTED.

A

B

T0	2nd, 9th, 11th, 14th, 17th, 20th, 21st & 23rd POSI. OMITTED.
T1	1st & END PINS WITH KINK, 2nd POSTION OMITTED.
T2	ALL PINS WITH KINK, 3rd & 4th POSITION OMITTED.
T3	ALL PINS WITH KINK, 5th & 6th POSITION OMITTED.
T4	2nd, 9th, 11th, 14th, 17th, 20th & 22nd POSITION OMITTED.
T5	3rd, 4th, 13rd & 14th POSITION OMITTED.
T6	2nd, 3rd, 5th, 9th, 11th, 14th, 17th, 20th & 22nd POSITION OMITTED.
T7	3rd, 4th, 6th, 9th, 13th, 15th & 16th POSITION OMITTED.
T8	2nd & 3rd POSITION OMITTED.
T9	3rd, 5th, 9th, 13th & 15th POSITION OMITTED.

B

C

U0	4th, 8th & 12th POSITION OMITTED.
U1	3rd & 5th POSITION OMITTED
U2	3rd, 5th & 9th POSITION OMITTED
U3	3rd, 4th, 6th, 9th & 15th POSITION OMITTED.
U4	3rd, 7th, 9th, 11th, 14th, 16th, 20th & 22nd POSITION OMITTED.
U5	3rd, 5th, 9th, 13th & 16th POSITION OMITTED.
U6	2nd, 9th, 11th, 17th, 20th, 22nd & 24th POSITION OMITTED.
U7	5th, 7th, 12th, 14th, 17th, 19th, 21st & 25th POSITION OMITTED.
U8	2nd, 5th, 8th & 10th POSITION OMITTED.
U9	4th & 8th POSITION OMITTED.

C

D

L0	3rd, 5th, 9th, 13th & 15th POSITION OMITTED.
L1	5th, 9th & 12th POSITION OMITTED.
L2	2nd, 9th, 10th, 11th, 12th, 15th & 17 POS. OMITTED.
L3	2nd, 5th & 17th POSITION OMITTED.
L4	5th, 7th, 11th, 13th, 16th, 20th & 24th POS. OMITTED.
L5	4th, 9th, 16th & 19th POS. OMITTED.
L6	4th & 9th POSITION OMITTED.
L8	5th, 7th & 15th POSITION OMITTED.
L9	12th POSITION OMITTED.

D

E

F1	3rd & 8th POSITION OMITTED.
F2	2nd & 4th POSITION OMITTED.
F3	3rd & 4th POSITION OMITTED.

E

F

X.±	X*±	UNITS mm	NAME(INTENDED USE)	<b>FOXCONN®</b>								
.X±	.X*±	MAT'L	BREAKAWAY HEADER CONN.	FOXCONN INTERCONNECT TECHNOLOGY LIMITED.								
.XX±	.XX*±		PART NO.(INTENDED USE)	CLASS: <input type="checkbox"/> CONFIDENTIAL <input type="checkbox"/> SECRET <input checked="" type="checkbox"/> GENERAL								
.XXX±	.XXX*±	FINISH	HB SERIES	TITLE: TABLE,MODIFICATION CODE BREAKAWAY HEADER,VERTICAL,T/H								
THESE DRAWINGS AND SPECIFICATIONS ARE THE PROPERTY OF FOXCONN INTERCONNECT TECHNOLOGY LIMITED. AND SHALL NOTBE REPRODUCED, COPIED OR USED IN ANY MANNER WITHOUT THE PRIOR WRITTEN CONSENT OF FOXCONN INTERCONNECT TECHNOLOGY LIMITED.			Q'TY	APPD: Shih-Wei Hsiao	DWG NO.: 307-0000-210							
		CHKD: Yusan Hsiao		 <table border="1"> <tr><td>SCALE</td><td>SHEET</td><td>REV.</td></tr> <tr><td>N/A</td><td>2/3</td><td>Q</td></tr> </table>			SCALE	SHEET	REV.	N/A	2/3	Q
		SCALE					SHEET	REV.				
N/A	2/3	Q										
DRAW: Xu Liu 08/05'14												

F

1

2

3

4

1

2

3

4

REV.	ECN. NO.	APPD.

A

A

△ MATERIAL OPTIONAL  
 NONE/1: HALOGEN MATERIAL  
 B: THERMOPLASTIC  
 HALOGEN FREE MATERIAL  
 L: HIGH TEMPERATURE  
 HALOGEN FREE MATERIAL

B

B

△ INTERNAL CODE  
 NONE/F=RoHS PRODUCT  
 H=RoHS&HALOGEN FREE

- 7. HARMFUL MATERIAL CONTROL PLEASE FOLLOW FOXCONN'S DOC. "EPI12".
- 8. PLEASE CONTACT FOXCONN SALES REPRESENTATIVE TO VERIFY PRODUCT DETAILS & AVAILABILITY.

C

C

D

D

E

E

F

F

X.±	X.*±	UNITS mm	NAME(INTENDED USE) BREAKAWAY HEADER CONN.	<b>FOXCONN®</b> FOXCONN INTERCONNECT TECHNOLOGY LIMITED.			
.X±	.X*±	MAT'L	PART NO.(INTENDED USE) HB SERIES	CLASS: <input type="checkbox"/> CONFIDENTIAL <input type="checkbox"/> SECRET <input checked="" type="checkbox"/> GENERAL			
.XX±	.XX*±		APPD: Shih-Wei Hsiao	TITLE: TABLE,MODIFICATION CODE BREAKAWAY HEADER,VERTICAL,T/H			
.XXX±	.XXX*±	FINISH	CHKD: Yusan Hsiao	DWG NO.: 307-0000-210			
THESE DRAWINGS AND SPECIFICATIONS ARE THE PROPERTY OF FOXCONN INTERCONNECT TECHNOLOGY LIMITED. AND SHALL NOT BE REPRODUCED, COPIED OR USED IN ANY MANNER WITHOUT THE PRIOR WRITTEN CONSENT OF FOXCONN INTERCONNECT TECHNOLOGY LIMITED.		Q'TY	DRAW: Xu Liu 08/05'14		SCALE	SHEET	REV.
					N/A	3/3	Q

1

2

3

4

## X-ON Electronics

Largest Supplier of Electrical and Electronic Components

*Click to view similar products for [Headers & Wire Housings](#) category:*

*Click to view products by [Foxconn](#) manufacturer:*

Other Similar products are found below :

[0015917161](#) [0022155065](#) [57102-F02-18ULF](#) [58102-G61-06LF](#) [582553-1](#) [01.001.5753.1](#) [0050291907](#) [02.125.8002.8](#) [609-3404](#) [61062-3](#)  
[CSU011177004](#) [622-0430](#) [622-3653LF](#) [63453-116](#) [636-1030](#) [636-1427](#) [636-3427](#) [636-4007](#) [641938-9](#) [65495-038](#) [65692-001LF](#) [65781-018](#)  
[65781-047](#) [65817-010LF](#) [65817-015LF](#) [67095-007LF](#) [67601157](#) [68631-112](#) [68645-018](#) [699319-000](#) [70.362.1628.0](#) [70-4210](#) [70-4226B](#) [70-](#)  
[4853B](#) [71.350.2428.0](#) [733-134](#) [733-162](#) [MHR-64-VUAL](#) [80.063.4001.1](#) [800-90-001-10-001000](#) [801-43-002-10-013000](#) [801-43-006-10-](#)  
[002000](#) [803-43-024-10-001000](#) [803-93-012-10-001000](#) [8-1437020-4](#) [819-22-004-30-001101](#) [820-22-006-30-001101](#) [820-22-008-30-001101](#)  
[821-22-002-10-001101](#) [821-22-003-10-002101](#)