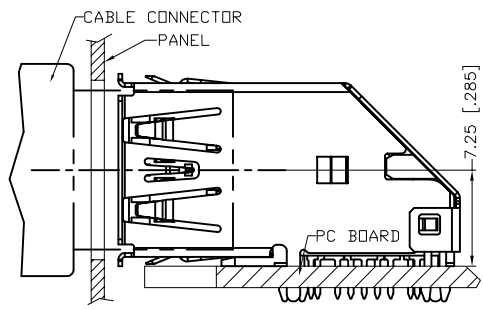
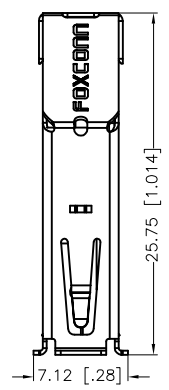
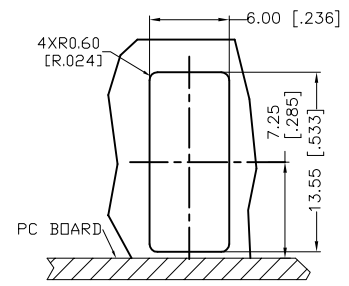


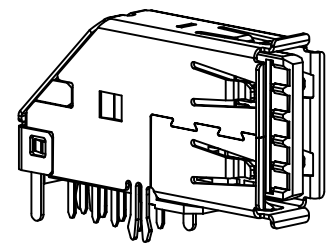
| | | |
|------|----------|--------|
| REV. | ECN. NO. | APPD. |
| X1 | 12/30'10 | ADWARD |



RECESSED MOUNTING CONFIGURATION



**MOUNTING PANEL CUTOUT
(INTERNAL SIDE)**



PRODUCT NO.: **UEA 3 1 1 9 C - 4FB1 - 4 F**

Series Prefix: UEA
 USB 3.0 A TYPE

Termination Type: 3: Up Right Dip

Connector Type: 1: Female

No. of Contact Position: 1: 9 Pos.

Profile Height: 9: Special

Lead Free Code: F: LEAD FREE

Package Code: 4: Soft Tray Package

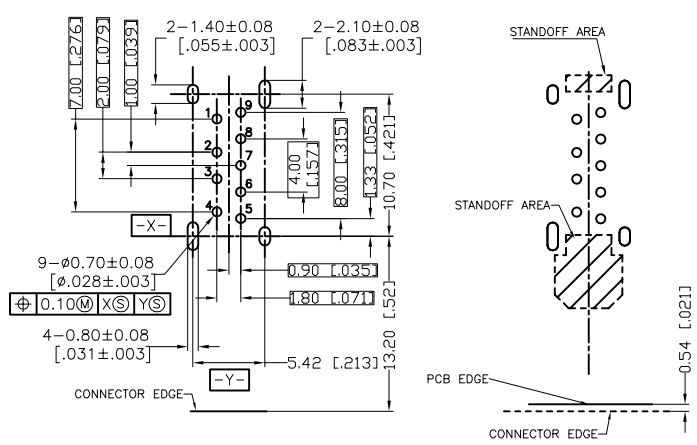
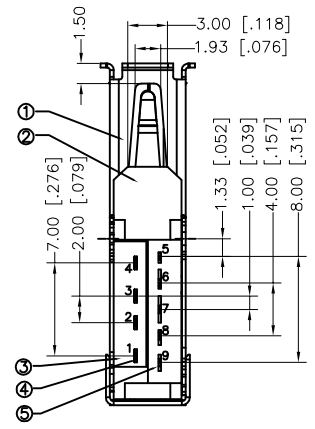
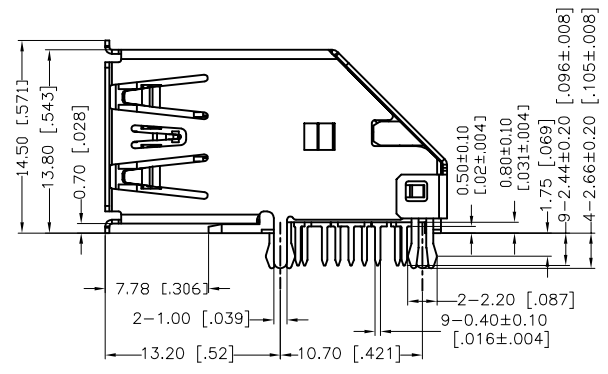
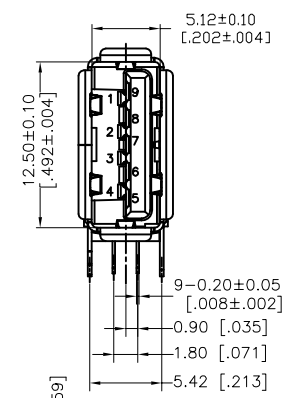
Extension Code

Contact Area Plating: C: 30u" Pd/Ni+Gold Flash

NOTES:

- ELECTRICAL CHARACTERISTICS :**
 - CONTACT CURRENT RATING: 1.8 A FOR VBUS PIN AND ITS CORRESPONDING GND PIN. 0.25 A MIN FOR ALL OTHER CONTACTS.
 - CONTACT RESISTANCE: INITIAL 30 MILLIOHMS MAX FOR VBUS AND GND CONTACTS. INITIAL 50 MILLIOHMS MAX FOR ALL OTHER CONTACTS. AFTER DURABILITY 10 MILLIOHMS MAX CHANGE.
 - DIELECTRIC WITHSTANDING VOLTAGE : 100 VRMS AC MIN.
 - INSULATION RESISTANCE: 100 MEGOHMS MIN.
- MECHANICAL CHARACTERISTICS:**
 - CONNECTOR MATING FORCE: 35N MAX.
 - CONNECTOR UNMATING FORCE: 10N MIN INITIAL, 8N MIN AFTER DURABILITY.
 - DURABILITY: 5000 CYCLES.
 - OPERATING TEMPERATURE: -55°C TO +85°C
- MEET USB3.0 STANDARD SPECIFICATION.
- RECOMMENDED PROCESS:
WAVE SOLDER, 265±5°C, 3~5 SECONDS
- THE CONNECTOR IS ROHS COMPLIANT.
- PIN ASSIGNMENT:**

| PIN No. | 1 | 2 | 3 | 4 | 5 | 6 | 7 | 8 | 9 |
|-------------|------------------|----|----|------------------|-------|-------|-----------|-------|-------|
| SIGNAL NAME | VBUS | D- | D+ | GND | SSRX- | SSRX+ | GND_DRAIN | SSTX- | SSTX+ |
| REMARK | USB2 Contact Pin | | | USB3 Contact Pin | | | | | |



RECOMMENDED P.C.B. LAYOUT (COMPONENT SIDE VIEW)
 THK=1.60[.063] ALL TOL IS ±0.05[.002]

| 5 | USB3.0 CONTACT | 5 | COPPER ALLOY | 30u" Pd/Ni+GOLD FLASH AT CONTACT AREA, LEAD FREE TIN ALLOY AT TERMINATION, NICKEL UNDERPLATING OVER ALL. |
|--|-------------------|------|-----------------|--|
| 4 | USB2.0 CONTACT | 4 | COPPER ALLOY | |
| 3 | INNER INSULATOR-2 | 1 | PBT UL94V-0 | MOLDED COLOR: BLUE |
| 2 | INNER INSULATOR-1 | 1 | PBT UL94V-0 | MOLDED COLOR: BLUE |
| 1 | SHELL | 1 | STAINLESS STEEL | NICKEL PLATED OVERALL, LEAD FREE TIN ALLOY AT SOLDER TAB. |
| NO. | DESCRIPTION | QTY. | MATERIAL | TREATMENT |
| X.± | X.± | | UNITS mm[inch] | NAME(INTENDED USE) |
| .X± 0.38[.015] | .X± | | MAT'L N/A | CUSTOMER |
| .XX± 0.25[.010] | .XX± | | FINISH N/A | PART NO.(INTENDED USE) |
| .XXX± | .XXX± | | Q'TY N/A | UEA3119C-4FB1-4F |
| THESE DRAWINGS AND SPECIFICATIONS ARE THE PROPERTY OF HON HAI PRECISION IND. CO., LTD. AND SHALL NOT BE REPRODUCED, COPIED OR USED IN ANY MANNER WITHOUT THE PRIOR WRITTEN CONSENT OF HON HAI PRECISION IND. CO., LTD. | | | | APPD: Jesse Wang 12/30'10 |
| | | | | CHKD: Radar Sun 12/30'10 |
| | | | | DR: Rainy shen 12/30'10 |
| | | | | DWG NO.: 327-0000-2440 |
| | | | | SCALE SHEET REV. |
| | | | | N/A 1/1 X1 |

X-ON Electronics

Largest Supplier of Electrical and Electronic Components

Click to view similar products for [USB Connectors](#) category:

Click to view products by [Foxconn](#) manufacturer:

Other Similar products are found below :

[950](#) [MUSBD11135](#) [17-200721](#) [217450-1](#) [KMBVX-TH-5S-B30](#) [KUSBX-AS2N-W](#) [KUSBX-SMT2AP1S-W30](#) [935](#) [957](#) [30-498-6](#) [SK-60A-2](#)
[1734082-1](#) [30-470](#) [30-489](#) [30-541](#) [MIKROE-1451](#) [USBFTVSCCG](#) [1-1734084-2](#) [10135326-001LF](#) [4198](#) [USB-A-D-VT](#) [USB-A-S-RA-](#)
[TSMT](#) [1310-1023-02](#) [690-024-633-031](#) [UB-20PMFP-LC7001](#) [17-200011](#) [UB-20AFMM-LL7A01](#) [1040870124](#) [CAP-WCCMLPB1](#) [CAP-](#)
[WCCMLPC1](#) [2274475-3](#) [UB-20BMFA-SL8001](#) [914-614A2025S10200](#) [USB3FTV7SAGF059](#) [ZX40-B-5S-1500-STDA\(30\)](#) [GSB3116344HR](#)
[USB3FTV2SAZNF459](#) [U221-041N-1WVS62-F5D](#) [HYCW153-USBD05-500B](#) [HYCW219-USBD05-075B](#) [HYCW148-USBD05-117B](#)
[HYCW149-USBD05-740B](#) [HYCW204-USBD05-108B](#) [HYCW214-USBA04-113B](#) [HYCW213-USBA04-113B](#) [UB-20AMFM-SL7A01](#)
[KMMX-BSMT35S-1-B30TR](#) [2345986-1](#) [10082141-N340LF](#) [10117836-011LF](#)