

(1.00 mm) .0394"

LOW-PROFILE & ELEVATED ONE-PIECE

SPECIFICATIONS

For complete specifications and recommended PCB layouts see www.samtec.com?FSI

Insulator Material: Liquid Crystal Polymer
Contact Material: BeCu

Current Rating: 2.8 A per pin (2 pins powered)
Operating Temp Range: -55 °C to +125 °C

Plating: Au over 50 μ" (1.27 μm) Ni
RoHS Compliant: Yes

PROCESSING

Lead-Free Solderable: Yes
SMT Lead Coplanarity: (0.10 mm) .004" max (05-30) (0.15 mm) .006" max (50)*
 *(.004" stencil solution may be available; contact IPG@samtec.com)
Compression Board: Gold Pads required

RECOGNITIONS

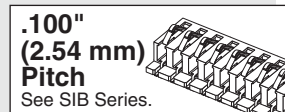
For complete scope of recognitions see www.samtec.com/quality



Notes: Applications requiring 40-50 positions without threaded inserts, please contact Samtec Interconnect Processing Group.

Some lengths, styles and options are non-standard, non-returnable.


Other Solutions



ALSO AVAILABLE (MOQ Required)

- No alignment pin
- Top side alignment pin
- Bottom side alignment pin
- Other platings

Choice of board stacking profiles

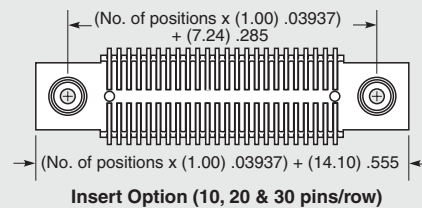
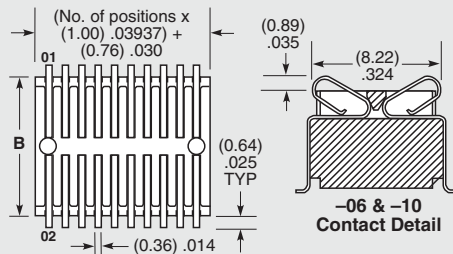


Short version or optional threaded inserts

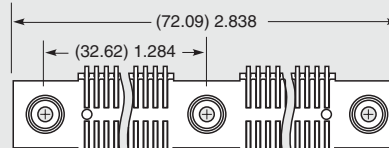
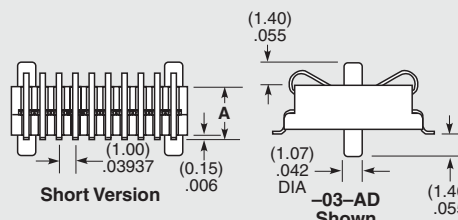
RUGGEDIZED
BY SAMTEC

- Threaded insert option

FSI	1	PINS PER ROW	BODY HEIGHT	PLATING OPTION
		10, 20, 30 & 50 (Insert/Screw Option)	-03 = 3.00 mm	-G = 10 μ" (0.25 μm) Gold (-03 only)
		05, 10, 20, 30, 50 (Short Version)	-06 = 6.00 mm	-L = 10 μ" (0.25 μm) Gold on contact, Matte Tin on tail (Not available with -03 body height)
			-10 = 10.00 mm	



BODY HEIGHT	A	B
-03	(3.00) .118	(8.76) .345
-06	(6.00) .236	(9.02) .355
-10	(10.00) .394	(9.02) .355





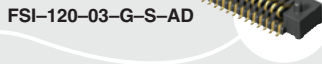
Double Row Version -03, -06, -10

Insert Option (50 pins/row)

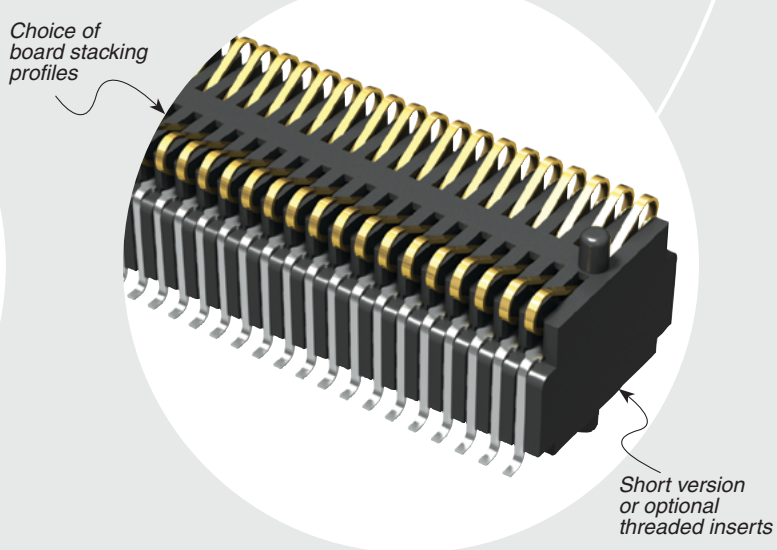
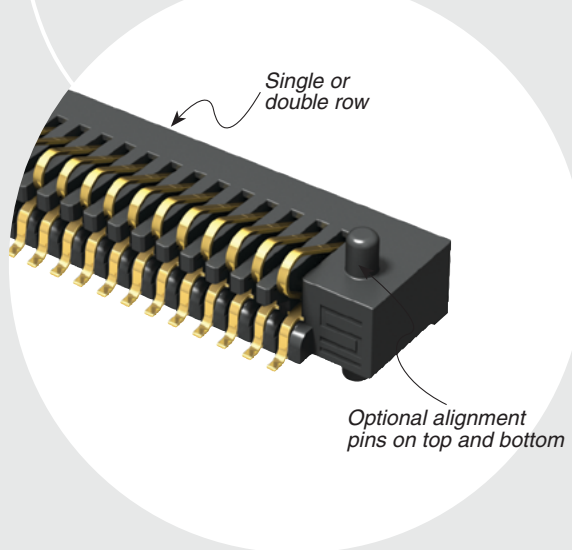
Due to technical progress, all designs, specifications and components are subject to change without notice.

WWW.SAMTEC.COM

All parts within this catalog are built to Samtec's specifications. Customer specific requirements must be approved by Samtec and identified in a Samtec customer-specific drawing to apply.



FSI SERIES



ROW OPTION

-S
= Single Row
(Available with 5, 10 & 20 pins with -AD alignment pin)

-D
= Double Row

INSERT OPTION

Leave blank for Short Version
(No screw down inserts or holes)

-E
= #2-56 x 1/16" screw thread

-M
= 2.00 mm x 0.40 mm screw thread

ALIGNMENT OPTION

Leave blank for no Alignment Pin

-AD
= Alignment Pin Top & Bottom

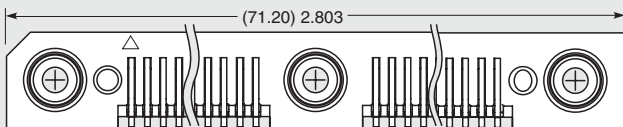
OTHER OPTION

-WT
= Weld Tab
(Available with -S row option & -06 & -10 body height only)

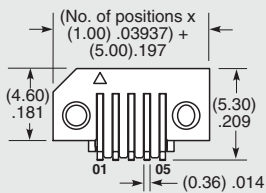
-K
= Polyimide Film Pick & Place Pad
(50 position with threaded insert option only)

-P
= Plastic Pick & Place Pad
(5.08 mm) .200" x (12.45 mm) .490"
(50 not available with -E)
(Not available with -S row option or -03 body height)

-TR
= Tape & Reel Packaging

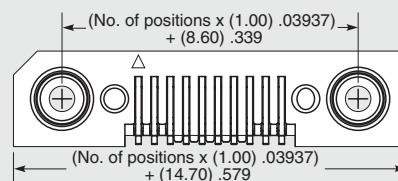
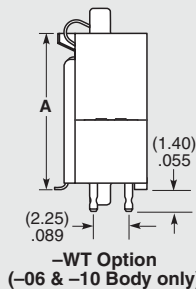
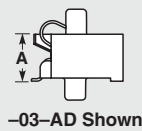
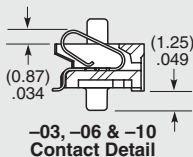


Insert Option (50 pins/row)



Short Version

Single Row Version -03, -06, -10



Insert Option (10, 20 & 30 pins/row)

Due to technical progress, all designs, specifications and components are subject to change without notice.

WWW.SAMTEC.COM

All parts within this catalog are built to Samtec's specifications. Customer specific requirements must be approved by Samtec and identified in a Samtec customer-specific drawing to apply.

X-ON Electronics

Largest Supplier of Electrical and Electronic Components

Click to view similar products for [Board to Board & Mezzanine Connectors](#) category:

Click to view products by [Samtec](#) manufacturer:

Other Similar products are found below :

[10135583-642402LF](#) [89885-310LF](#) [589158040000018](#) [6-1393048-0](#) [68683-613](#) [MDF7-12DP-2.54DSA](#) [MDF7-18P-2.54DSA\(01\)](#) [MDF7-20DP-2.54DSA](#) [MDF7-26D-2.54DSA\(55\)](#) [MDF7-3P-2.54DSA\(01\)](#) [MDF7B-3P-2.54DSA\(55\)](#) [MDF7C-11P-2.54DSA\(55\)](#) [MDF7C-18P-2.54DSA\(55\)](#) [MDF7C-5P-2.54DSA\(01\)](#) [MDF7P-5P-2.54DSA\(55\)](#) [75234-0516](#) [FCN-230C068-11](#) [FCN-268F012-G/BD](#) [FCN-268F036-G/BD](#) [FCN-268M012-G/0D](#) [FCN-268M024-G/1D](#) [FCN-360C008-C](#) [FCN-360C040-C](#) [FCN-723J004/1](#) [MIS-048-01-F-D-DP-K](#) [832-10-034-10-001000](#) [93696-325LF](#) [11828-1FA](#) [AXK630345P](#) [18097-0013](#) [ICA-328STT](#) [2007042-2](#) [304400-2](#) [FCN-214Q030-G/0](#) [FCN-215Q040-G/0](#) [FCN-230C068-ESA](#) [FCN-234P048-G/0](#) [FCN-235D050-G/C](#) [FCN-360A3](#) [FCN-360C040-B](#) [210-93-314-41-105000](#) [2-22603-0](#) [379-064-521-202](#) [MDF7-12P-2.54DSA\(01\)](#) [MDF7-16P-2.54DS\(56\)](#) [MDF7-40DP-2.54DSA\(55\)](#) [MDF7-8P-2.54DSA\(55\)](#) [MDF7B-16P-2.54DSA\(55\)](#) [AXG720047](#) [5031084030](#)