

(1.00 mm) .0394"

SMT MICRO TERMINAL STRIPS

SPECIFICATIONS

For complete specifications and recommended PCB layouts see www.samtec.com?FTMH or www.samtec.com?FTM

Insulator Material:
Black Liquid Crystal Polymer

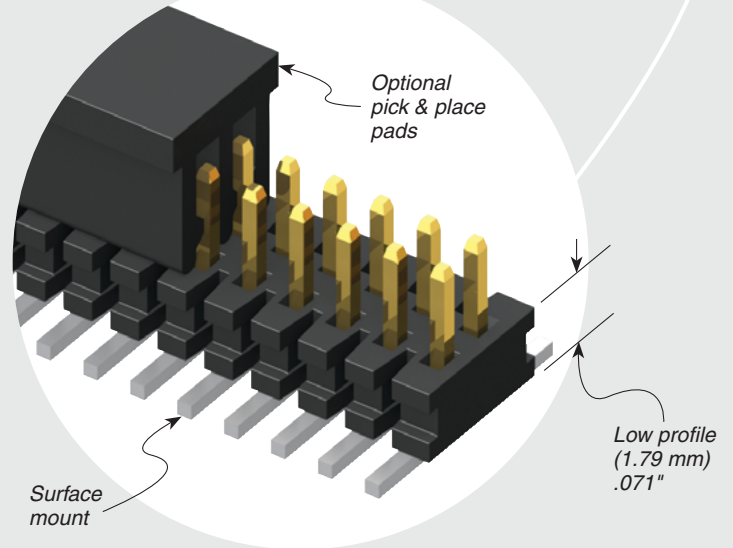
Terminal Material:
Phosphor Bronze

Current Rating (FTMH/CLM):
2.8 A per pin
(2 pins powered)

Operating Temp Range:
-55 °C to +125 °C

Plating:
Sn or Au over
50 μm (1.27 μm) Ni
RoHS Compliant:
Yes

Mates with:
CLM, MLE



PROCESSING

Lead-Free Solderable:
Yes

-DV Lead Coplanarity:
(0.10 mm) .004" max
-DH Lead Coplanarity:
(0.10 mm) .004" max (05-25)
(0.15 mm) .006" max (26-50)*
*(.004" stencil solution may be available; contact IPG@samtec.com)

RECOGNITIONS

For complete scope of recognitions see www.samtec.com/quality

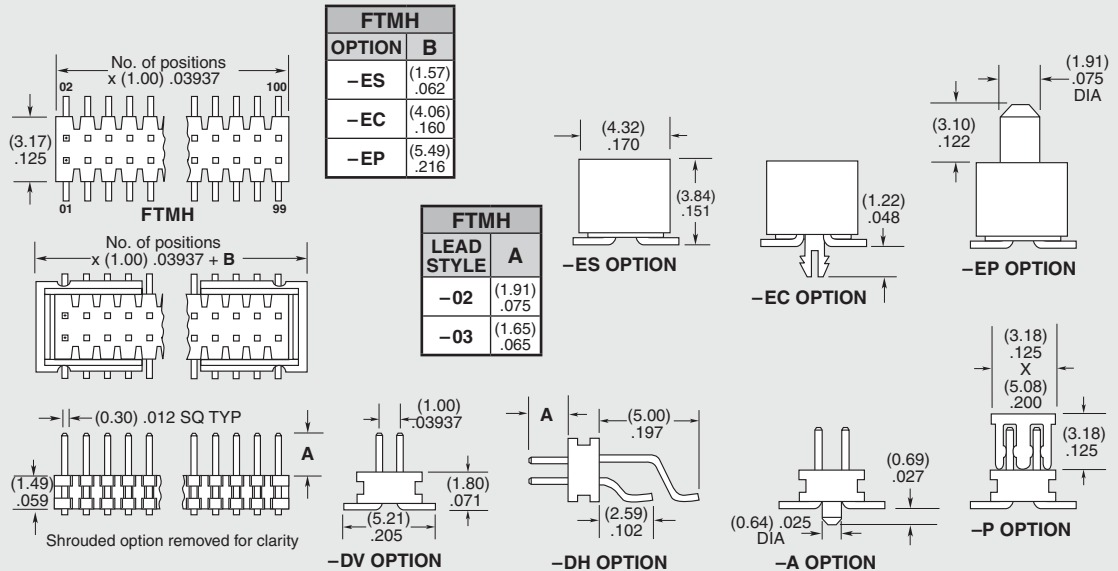


FILE NO. E111594

| | | | | |
|-----------------------------------|----------|--|--|---|
| TYPE STRIP | 1 | NO. PINS PER ROW | LEAD STYLE | PLATING OPTION |
| FTMH = SMT Micro | | FTMH = 05 thru 50 | -02 = (1.91 mm) .075" Post (Mates with MLE) | -F = Gold flash on post, Matte Tin on tail |
| FTM = Micro Low Profile | | FTM = 02 thru 50 (unshrouded) = 05 thru 46 (shrouded) | -03 = (1.65 mm) .065" Post (Mates with CLM) | -L = 10 μm (0.25 μm) Gold on post, Matte Tin on tail |

ALSO AVAILABLE (MOQ Required)

- End shrouds with board locks
- Molded end shrouds for 05 through 08 positions
- Other platings




Note:
Some sizes, styles and options are non-standard, non-returnable.

Due to technical progress, all designs, specifications and components are subject to change without notice.


WWW.SAMTEC.COM

All parts within this catalog are built to Samtec's specifications. Customer specific requirements must be approved by Samtec and identified in a Samtec customer-specific drawing to apply.


FTMH-122-02-F-DV-EC




FTMH-120-02-L-DV




FTMH-135-02-F-DH



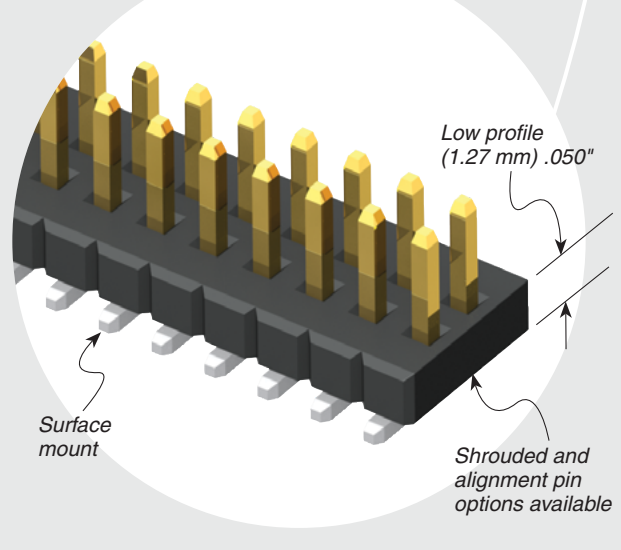

FTMH-125-02-L-DV



FTMH-128-03-L-DV-EP



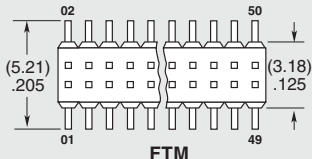
FTMH, FTM SERIES



ROW OPTION

-DV
= Dual Vertical

-DH
= Dual Horizontal (FTMH only)



FLEX SHROUD OPTIONS

(FTMH-DV only with 9 pins/row minimum)

-ES
= End Shroud

-EC
= End Shroud with Locking Clip (Manual placement required)

-EP
= End Shroud with Guide Post (Use only when mating with CLM)

(FTM only)

-S
= End Shroud (05 positions minimum). Molded or press-fit shroud at Samtec's discretion (See assembly print at www.samtec.com?FTM for dimensions)

-SA
= End Shroud with Alignment Pins (05 through 46 positions)

OTHER OPTIONS

-A
= Alignment Pin (3 positions minimum) Metal or plastic at Samtec discretion (FTMH-DV only)

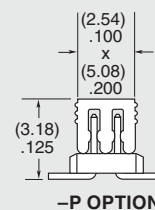
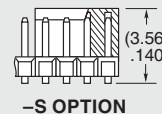
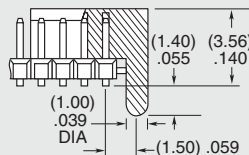
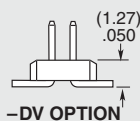
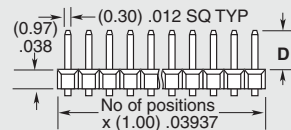
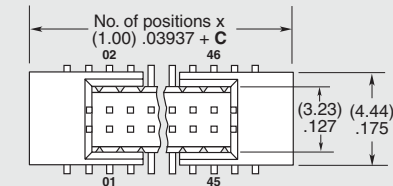
-K
= (2.50 mm) .098" DIA Polyimide Film Pick & Place Pad (FTMH-DH only)

-P
= Plastic Pick & Place Pad (-DV only) (6 positions minimum FTMH) (7 positions minimum FTM)

-TR
= Tape & Reel

| FTM | |
|--------|-------------|
| OPTION | C |
| -S | (7.00) .276 |
| -SA | (4.00) .157 |

| FTM | |
|------------|-------------|
| LEAD STYLE | D |
| -02 | (1.91) .075 |
| -03 | (1.65) .065 |



Due to technical progress, all designs, specifications and components are subject to change without notice.

WWW.SAMTEC.COM

All parts within this catalog are built to Samtec's specifications. Customer specific requirements must be approved by Samtec and identified in a Samtec customer-specific drawing to apply.

X-ON Electronics

Largest Supplier of Electrical and Electronic Components

Click to view similar products for [Board to Board & Mezzanine Connectors](#) category:

Click to view products by [Samtec](#) manufacturer:

Other Similar products are found below :

[10135583-642402LF](#) [89885-310LF](#) [589158040000018](#) [6-1393048-0](#) [68683-613](#) [MDF7-12DP-2.54DSA](#) [MDF7-18P-2.54DSA\(01\)](#) [MDF7-20DP-2.54DSA](#) [MDF7-26D-2.54DSA\(55\)](#) [MDF7-3P-2.54DSA\(01\)](#) [MDF7B-3P-2.54DSA\(55\)](#) [MDF7C-11P-2.54DSA\(55\)](#) [MDF7C-18P-2.54DSA\(55\)](#) [MDF7C-5P-2.54DSA\(01\)](#) [MDF7P-5P-2.54DSA\(55\)](#) [75234-0516](#) [FCN-230C068-11](#) [FCN-268F012-G/BD](#) [FCN-268F036-G/BD](#) [FCN-268M012-G/0D](#) [FCN-268M024-G/1D](#) [FCN-360C008-C](#) [FCN-360C040-C](#) [FCN-723J004/1](#) [MIS-048-01-F-D-DP-K](#) [832-10-034-10-001000](#) [93696-325LF](#) [11828-1FA](#) [AXK630345P](#) [18097-0013](#) [ICA-328STT](#) [2007042-2](#) [304400-2](#) [FCN-214Q030-G/0](#) [FCN-215Q040-G/0](#) [FCN-230C068-ESA](#) [FCN-234P048-G/0](#) [FCN-235D050-G/C](#) [FCN-360A3](#) [FCN-360C040-B](#) [210-93-314-41-105000](#) [2-22603-0](#) [379-064-521-202](#) [MDF7-12P-2.54DSA\(01\)](#) [MDF7-16P-2.54DS\(56\)](#) [MDF7-40DP-2.54DSA\(55\)](#) [MDF7-8P-2.54DSA\(55\)](#) [MDF7B-16P-2.54DSA\(55\)](#) [AXG720047](#) [5031084030](#)