

Transient Voltage Suppressors (TVS) Data Sheet

Features

- Glass passivated junction
- Low zener impedance
- Excellent clamping capability
- 1500W peak pulse power capability at 10/1000µs waveform, repetition rate (duty cycle):0.01%
- Fast response time
- Typical I_R less than 1µA above 11V.
- Plastic package has underwriters laboratory flammability 94V-0
- Meets MSL level 1, per J-STD-020.

Mechanical Data

- Case: JEDEC DO-214AB Moulded plastic
- Terminal: solderplated, solderable per MIL-STD-750, Method 2026
- Polarity: Color band denotes cathode except bi-directional models
- Mounting Position: Any

Applications

- I/O interface
- AC/DC power supply
- Low frequency signal transmission line (RS232, RS485, etc.)

Maximum Ratings and Characteristics

Ratings at 25°C ambient temperature unless otherwise specified.

Rating	Symbol	Value	Units
Peak pulse power dissipation at 10/1000µs waveform (Note1, Fig.1)	P_{PPM}	Minimum 1500	Watts
Peak pulse current of at 10/1000µs waveform (Note 1, Fig.3)	I_{PPM}	See Table	Amps
Steady state power dissipation at $T_L=75^\circ\text{C}$ (Fig.4)	$P_{M(AV)}$	6.5	Watts
Peak forward surge current, 8.3ms single half sine-wave superimposed on rated load, (JEDEC Method) (Note2)	I_{FSM}	200	Amps
Operating junction and Storage Temperature Range.	T_J, T_{STG}	-55 to +150	°C
Typical thermal resistance junction to lead	$R_{\theta JL}$	15	°C/W
Typical thermal resistance junction to ambient	$R_{\theta JA}$	75	°C/W

Notes: 1. Non-repetitive current pulse, per Fig.3 and derated above $T_A=25^\circ\text{C}$ per Fig.2.

2. 8.3ms single half sine-wave, or equivalent square wave, duty cycle=4 pulses per minutes maximum.

Dimensions (DO-214AB/SMC)

Symbol	Millimeters		Inches	
	Min.	Max.	Min.	Max.
L	6.60	7.71	0.260	0.280
D	5.59	6.22	0.220	0.245
D1	2.9	3.20	0.114	0.126
T	7.75	8.13	0.305	0.320
T1	0.76	1.52	0.030	0.060
d	-	0.20	-	0.008
H	2.06	2.62	0.079	0.103

Electrical Characteristics (TA=25°C)

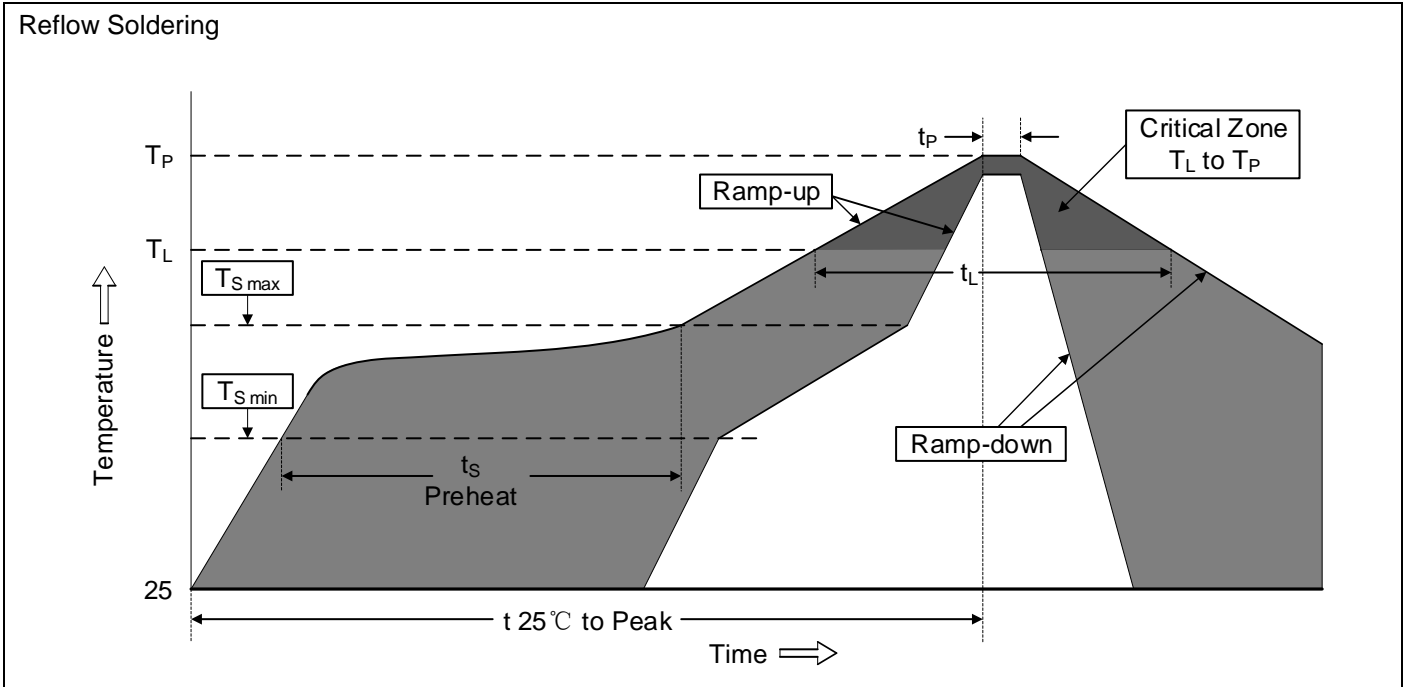
Part Number		Device Marking Code		Reverse Stand-Off Voltage	Breakdown Voltage @I _T	Test Current	Maximum Clamping Voltage @I _{PP}	Peak Pulse Current	Reverse Leakage @V _{RWM}
Unidirectional	Bidirectional	UNI	BI	V _{RWM} (V)	V _{BR} (V)	I _T (mA)	V _C (V)	I _{PP} (A)	I _R (μA)
SMCJ5.0A	SMCJ5.0CA	GDE	BDE	5.0	6.4~7.0	10	9.2	163.0	800
SMCJ6.0A	SMCJ6.0CA	GDG	BDG	6.0	6.7~7.4	10	10.3	145.6	800
SMCJ6.5A	SMCJ6.5CA	GDK	BDK	6.5	7.2~8.0	10	11.2	133.9	500
SMCJ7.0A	SMCJ7.0CA	GDM	BDM	7.0	7.8~8.6	10	12.0	125.0	200
SMCJ7.5A	SMCJ7.5CA	GDP	BDP	7.5	8.3~9.2	1	12.9	116.3	100
SMCJ8.0A	SMCJ8.0CA	GDR	BDR	8.0	8.9~9.8	1	13.6	110.3	50
SMCJ8.5A	SMCJ8.5CA	GDT	BDT	8.5	9.4~10.4	1	14.4	104.2	20
SMCJ9.0A	SMCJ9.0CA	GDV	BDV	9.0	10.0~11.0	1	15.4	97.4	10
SMCJ10A	SMCJ10CA	GDX	BDX	10.0	11.1~12.3	1	17.0	88.3	5
SMCJ11A	SMCJ11CA	GDZ	BDZ	11.0	12.2~13.5	1	18.2	82.4	1
SMCJ12A	SMCJ12CA	GEE	BEE	12.0	13.3~14.7	1	19.9	75.4	1
SMCJ13A	SMCJ13CA	GEG	BEG	13.0	14.4~15.9	1	21.5	69.8	1
SMCJ14A	SMCJ14CA	GEK	BEK	14.0	15.6~17.2	1	23.2	64.7	1
SMCJ15A	SMCJ15CA	GEM	BEM	15.0	16.7~18.5	1	24.4	61.5	1
SMCJ16A	SMCJ16CA	GEP	BEP	16.0	17.8~19.7	1	26.0	57.7	1
SMCJ17A	SMCJ17CA	GER	BER	17.0	18.9~20.9	1	27.6	54.4	1
SMCJ18A	SMCJ18CA	GET	BET	18.0	20.0~22.1	1	29.2	51.4	1
SMCJ19A	SMCJ19CA	GEW	BEW	19.0	21.1~23.3	1	30.8	48.7	1
SMCJ20A	SMCJ20CA	GEV	BEV	20.0	22.2~24.5	1	32.4	46.3	1
SMCJ22A	SMCJ22CA	GEX	BEX	22.0	24.4~26.9	1	35.5	42.3	1
SMCJ24A	SMCJ24CA	GEZ	BEZ	24.0	26.7~29.5	1	38.9	38.6	1
SMCJ26A	SMCJ26CA	GFE	BFE	26.0	28.9~31.9	1	42.1	35.6	1

Electrical Characteristics (TA=25°C)

Part Number		Device Marking Code		Reverse Stand-Off Voltage	Breakdown Voltage @IT	Test Current	Maximum Clamping Voltage @ I _{PP}	Peak Pulse Current	Reverse Leakage @ V _{RWM}
Unidirectional	Bidirectional	UNI	BI	V _{RWM} (V)	V _{BR} (V)	I _T (mA)	V _C (V)	I _{PP} (A)	I _R (μA)
SMCJ28A	SMCJ28CA	GFG	BFG	28.0	31.1~34.4	1	45.4	33.1	1
SMCJ30A	SMCJ30CA	GFK	BFK	30.0	33.3~36.8	1	48.4	31.0	1
SMCJ33A	SMCJ33CA	GFM	BFM	33.0	36.7~40.6	1	53.3	28.1	1
SMCJ36A	SMCJ36CA	GFP	BFP	36.0	40.0~44.2	1	58.1	25.8	1
SMCJ40A	SMCJ40CA	GFR	BFR	40.0	44.4~49.1	1	64.5	23.3	1
SMCJ43A	SMCJ43CA	GFT	BFT	43.0	47.8~52.8	1	69.4	21.6	1
SMCJ45A	SMCJ45CA	GFV	BFV	45.0	50.0~55.3	1	72.7	20.6	1
SMCJ48A	SMCJ48CA	GFX	BFX	48.0	53.3~58.9	1	77.4	19.4	1
SMCJ51A	SMCJ51CA	GFZ	BFZ	51.0	56.7~62.7	1	82.4	18.2	1
SMCJ54A	SMCJ54CA	GGE	BGE	54.0	60.0~66.3	1	87.1	17.2	1
SMCJ58A	SMCJ58CA	GGG	BGG	58.0	64.4~71.2	1	93.6	16.0	1
SMCJ60A	SMCJ60CA	GGK	BGK	60.0	66.7~73.7	1	96.8	15.5	1
SMCJ64A	SMCJ64CA	GGM	BGM	64.0	71.1~78.6	1	103.0	14.6	1
SMCJ70A	SMCJ70CA	GGP	BGP	70.0	77.8~86.0	1	113.0	13.3	1
SMCJ75A	SMCJ75CA	GGR	BGR	75.0	83.3~92.1	1	121.0	12.4	1
SMCJ78A	SMCJ78CA	GGT	BGT	78.0	86.7~95.8	1	126.0	11.9	1
SMCJ80A	SMCJ80CA	GGW	BGW	80.0	88.8~97.6	1	129.6	11.6	1
SMCJ85A	SMCJ85CA	GGV	BGV	85.0	94.4~104	1	137.0	11.0	1
SMCJ90A	SMCJ90CA	GGX	BGX	90.0	100~111	1	146.0	10.3	1
SMCJ100A	SMCJ100CA	GGZ	BGZ	100.0	111~123	1	162.0	9.3	1
SMCJ110A	SMCJ110CA	GHE	BHE	110.0	122~135	1	177.0	8.5	1
SMCJ120A	SMCJ120CA	GHG	BHG	120.0	133~147	1	193.0	7.8	1
SMCJ130A	SMCJ130CA	GHK	BHK	130.0	144~159	1	209.0	7.2	1
SMCJ140A	SMCJ140CA	GHL	BHL	140.0	155~171	1	227.0	6.6	1
SMCJ150A	SMCJ150CA	GHM	BHM	150.0	167~185	1	243.0	6.2	1
SMCJ160A	SMCJ160CA	GHP	BHP	160.0	178~197	1	259.0	5.8	1
SMCJ170A	SMCJ170CA	GHR	BHR	170.0	189~209	1	275.0	5.5	1
SMCJ180A	SMCJ180CA	GHT	BHT	180.0	200~220	1	291.0	5.1	1
SMCJ190A	SMCJ190CA	GHW	BHW	190.0	211~232	1	308.0	4.9	1
SMCJ200A	SMCJ200CA	GHV	BHV	200.0	224~247	1	324.0	4.6	1
SMCJ220A	SMCJ220CA	GHX	BHX	220.0	246~272	1	356.0	4.2	1
SMCJ250A	SMCJ250CA	GHZ	BHZ	250.0	279~309	1	405.0	3.7	1
SMCJ300A	SMCJ300CA	GJE	BJE	300.0	335~371	1	486.0	3.1	1
SMCJ350A	SMCJ350CA	GJG	BJG	350.0	391~432	1	567.0	2.6	1
SMCJ400A	SMCJ400CA	GJK	BJK	400.0	447~494	1	648.0	2.3	1
SMCJ440A	SMCJ440CA	GJM	BJM	440.0	492~543	1	713.0	2.1	1

Notes: For bidirectional type having VRWM of 10V and less, the IR limit is double.

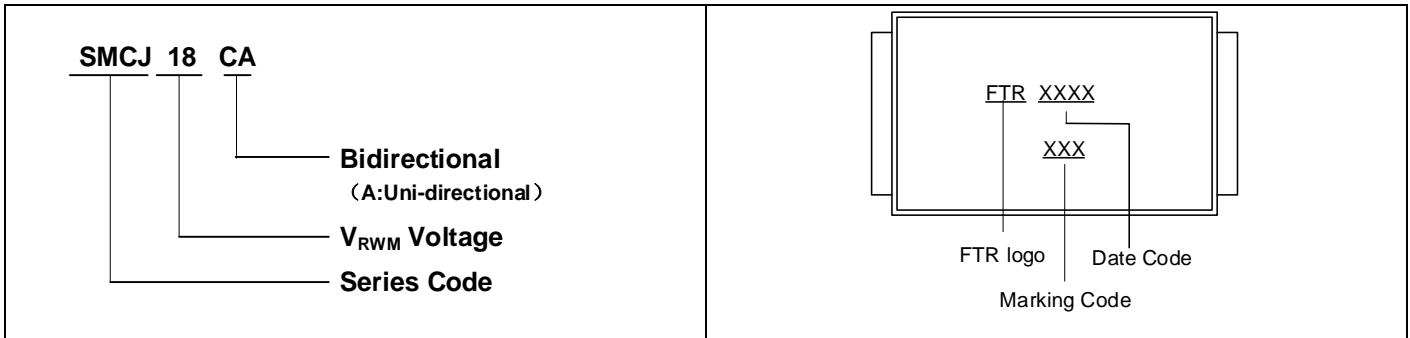
Recommended Soldering Conditions



Recommended Conditions

Profile Feature	Pb-Free Assembly
Average ramp-up rate (T_L to T_P)	3°C/second max.
Preheat <ul style="list-style-type: none"> -Temperature Min ($T_{S\ min}$) -Temperature Max ($T_{S\ max}$) -Time (min to max) (t_s) 	150°C 200°C 60-180 seconds
$T_{S\ max}$ to T_L <ul style="list-style-type: none"> -Ramp-up Rate 	3°C/second max.
Time maintained above: <ul style="list-style-type: none"> -Temperature (T_L) -Time (t_L) 	217°C 60-150 seconds
Peak Temperature (T_P)	260°C
Time within 5°C of actual Peak Temperature (t_P)	20-40 seconds
Ramp-down Rate	6°C/second max.
Time 25°C to Peak Temperature	8 minutes max.

Partnumber code



Ratings and Characteristic Curves ($T_A=25^\circ\text{C}$ unless otherwise noted)

Figure 1. Peak Pulse Power Rating Curve

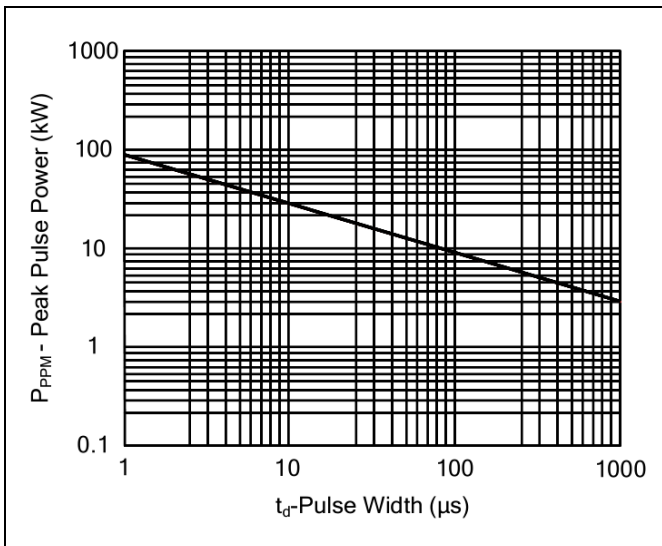


Figure 2. Pulse Derating Curve

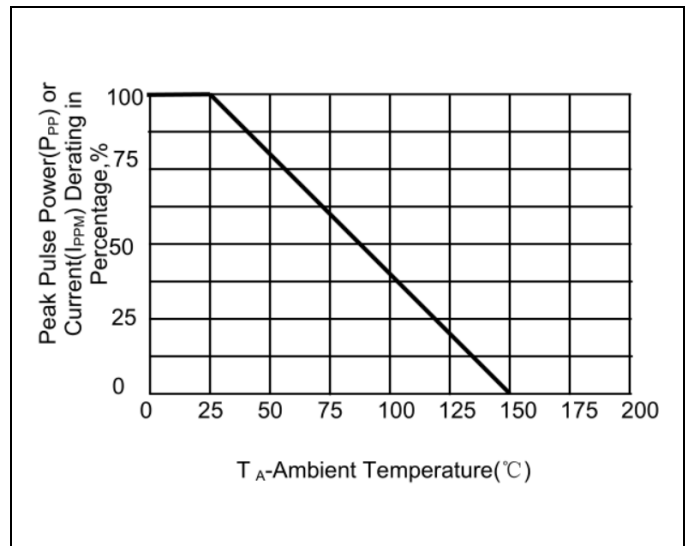


Figure 3. Pulse Waveform

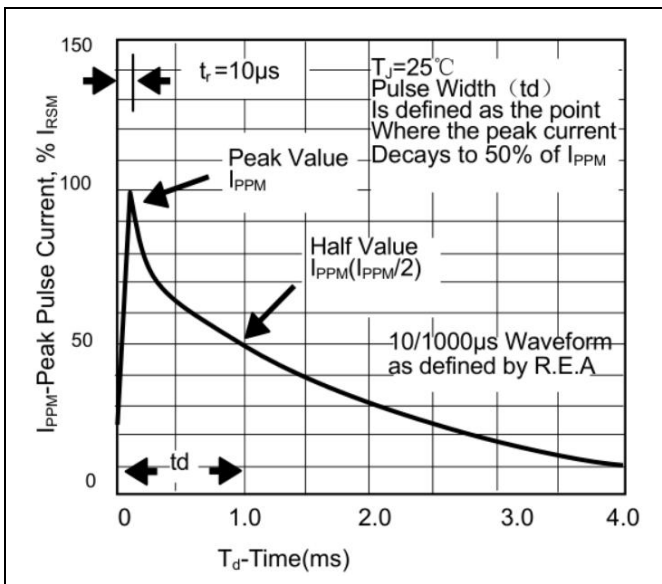
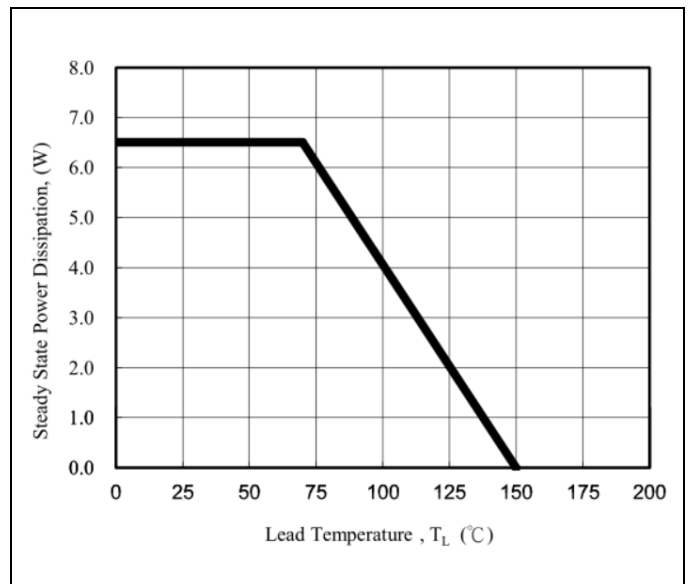
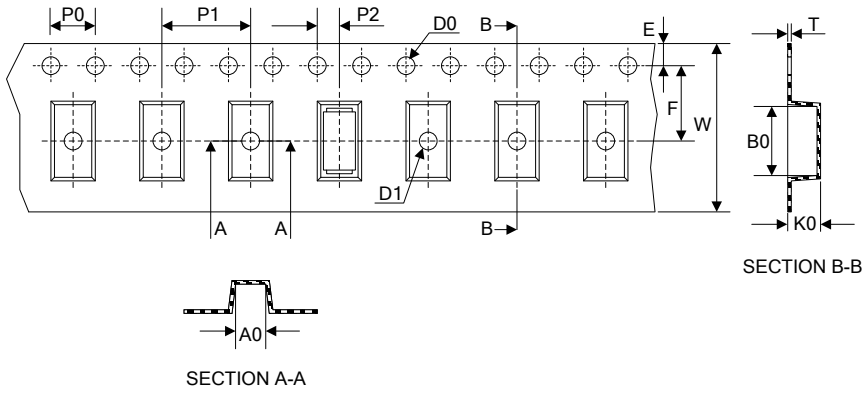
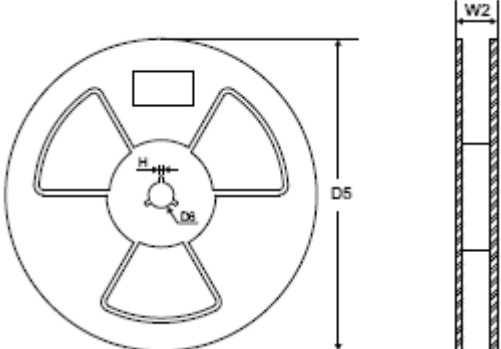


Figure 4. Steady State Power Dissipation Derating Curve



Packaging

Tape		Symbol	Dimension (mm)
		W	16.00±0.10
		P0	4.00±0.10
		P1	8.00±0.10
		P2	2.00±0.10
		D0	Φ1.55±0.10
		E	1.75±0.10
		F	7.50±0.10
		A0	6.05±0.1
		B0	8.31±0.1
		K0	2.54±0.1
T	0.25±0.1		
		D5	Φ330.0±2.0
		D6	Φ13.5±0.5
		H	2.5±1.0
		W2	20.0±2.0
		Quantity: 3000PCS	

X-ON Electronics

Largest Supplier of Electrical and Electronic Components

Click to view similar products for [ESD Suppressors / TVS Diodes](#) category:

Click to view products by [FTR](#) manufacturer:

Other Similar products are found below :

[NTE4902](#) [P4SMAJ15A](#) [P4SMAJ26A](#) [SMAJ400CA-TP](#) [TGL34-47CA](#) [ESDAULC45-1BF4](#) [SM1605E3/TR13](#) [SMF20A-TP](#) [P4SMAJ12A](#)
[CPDUR24V-HF](#) [CPDQC5V0USP-HF](#) [CPDQC5V0-HF](#) [MPLAD30KP45CAE3](#) [MMBZ27VCLQ-7-F](#) [MMAD1108/TR13](#) [MPLAD30KP24A](#)
[ACPDQC5V0R-HF](#) [DFLT170A-7](#) [NTE4900](#) [NTE4926](#) [NTE4938](#) [SMF22A-TP](#) [SMF12A-TP](#) [SLVU2.8-TP](#) [SMLJ6.5CA-TP](#) [SMAJ6.5CA-](#)
[TP](#) [MMAD1108E3/TR13](#) [D5V0M1U2LP3-7](#) [SMAJ400A-TP](#) [AOZ8811DT-03](#) [AOZ8831DI-05](#) [AOZ8831DT-03](#) [SMAJ188CA](#) [3SMC33CA](#)
[BK](#) [CPDQC3V3C-HF](#) [CPDQC12VE-HF](#) [MPLAD30KP170CA](#) [82357120100](#) [5.0SMLJ15CA-TP](#) [5KP18A-TP](#) [P6KE8.2A-TP](#)
[MPLAD30KP43CAE3](#) [SMAJ43A-TP](#) [D5V0F6U8LP33-7](#) [TVS5501V10MUT5G](#) [5.0SMLJ24CA-TP](#) [SMAJ110CA-TP](#) [MPLAD15KP75CAE3](#)
[MMAD1103e3/TR13](#) [DFLT40AQ-7](#)