



SPECIFICATION OF PRODUCT 承认书

CUSTOMER: _____

DESCRIPTION: Magnetic Buzzer

FUSHENG P/N: FMB09A12-12V

CUSTOMER P/N: _____

DATE: _____

| CUSTOMER | APPROVER | CHECKER |
|----------|------------|----------|
| | Yunqing Wu | Bing Yan |

泰州福声电子科技有限公司

地址:江苏省泰州市海陵区凤凰西路98号

电话: 0086-523-86219066 传真: 0086-523-81601108

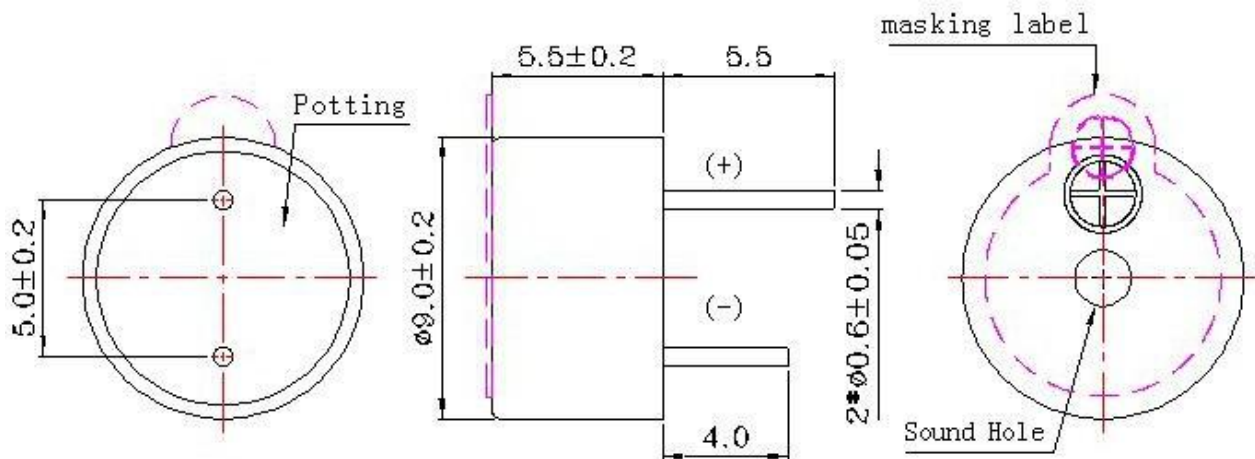
邮箱: sales@electronic-tech.cn

网址: www.tzfsdz.com

1. SPECIFICATION 规格

| No. | Item | Unit | Specification | Condition |
|-----|-------------------------------------|------|----------------------|----------------------------|
| 1 | Oscillation Frequency | Hz | 2700 ± 300 | Vo-p=1/2duty , square wave |
| 2 | Operating Voltage | VDC | 8 ~ 14 | |
| 3 | Rated Voltage | VDC | 12 | |
| 4 | Current Consumption | mA | MAX. 30 | at Rated Voltage |
| 5 | Sound Pressure Level | dB | MIN. 80 | at 10cm at Rated Voltage |
| 6 | Operating Temperature | °C | -20 ~ +70 | |
| 7 | Storage Temperature | °C | -30 ~ +85 | |
| 8 | Dimension | mm | 9 x H 5.5 | See appearance drawing |
| 9 | Weight (MAX) | gram | 1 | |
| 10 | Housing Material | | PPO(Black) | |
| 11 | Leading Pin | | Tin Plated Brass(Sn) | See appearance drawing |
| 12 | Environmental Protection Regulation | | RoHS | |

2. APPEARANCE DRAWING 尺寸图



Tol : ± 0.5 Unit: mm

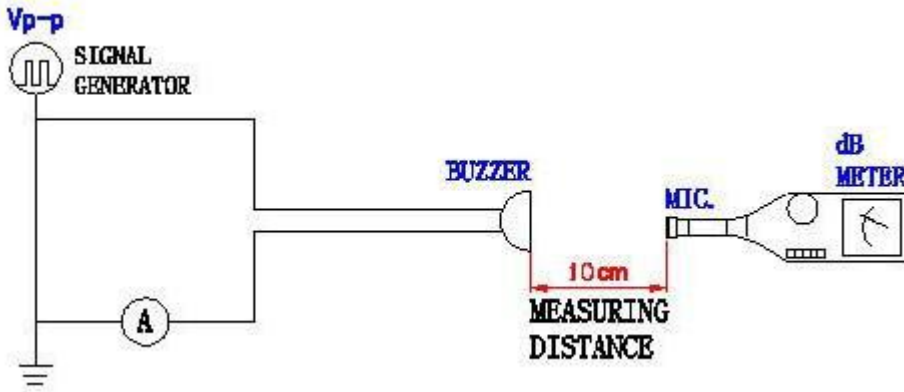
3. TESTING METHOD

Standard Measurement conditions

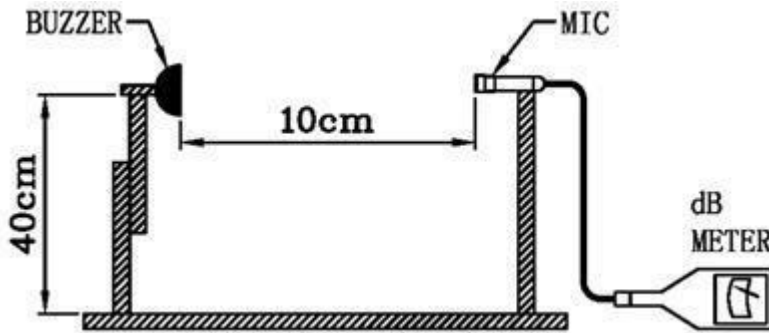
Temperature: $25 \pm 2^\circ\text{C}$ Humidity: 45-65%

Acoustic Characteristics:

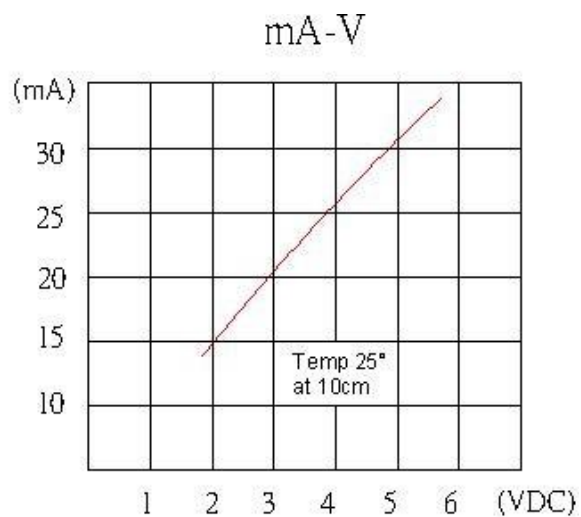
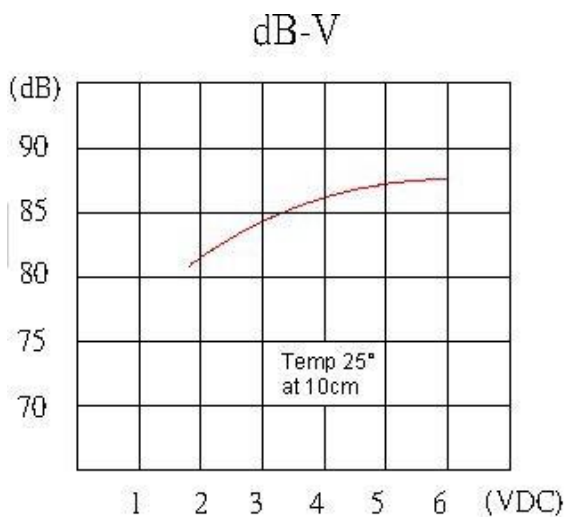
The oscillation frequency, current consumption and sound pressure are measured by the measuring instruments shown below



In the measuring test, buzzer is placed as follows:



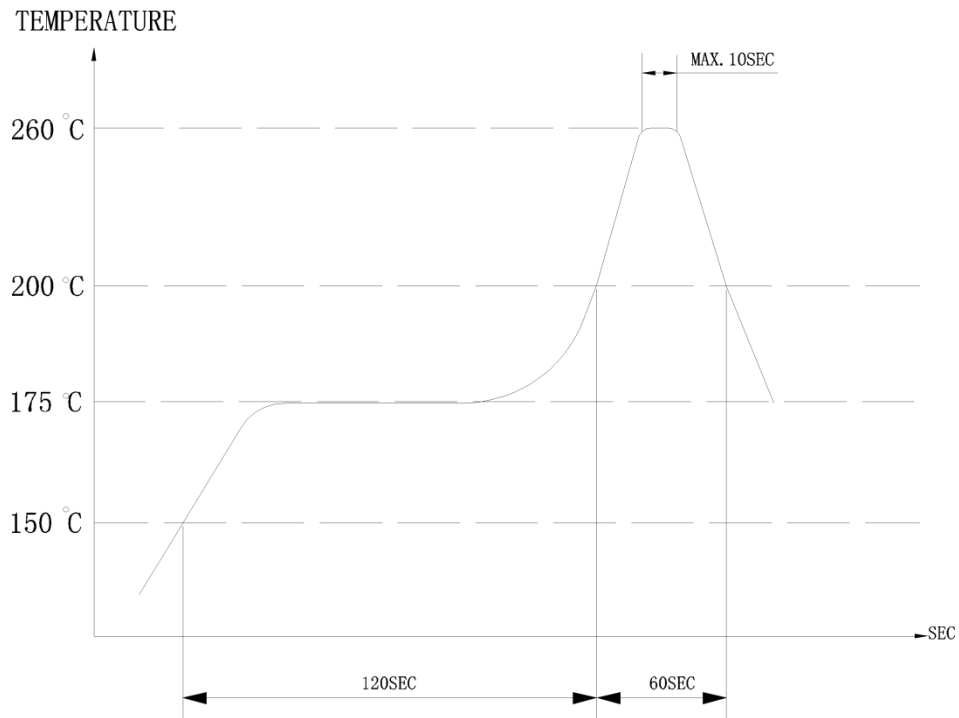
4. VOLTAGE / CURRENT / SOUND PRESSURE CHARACTERISTICS



5. Soldering Condition

(1) Recommendable reflow soldering condition is as follows
(Reflow soldering is twice)

Note:It is requested that reflow soldering should be executed
after heat of product goes down to normal.



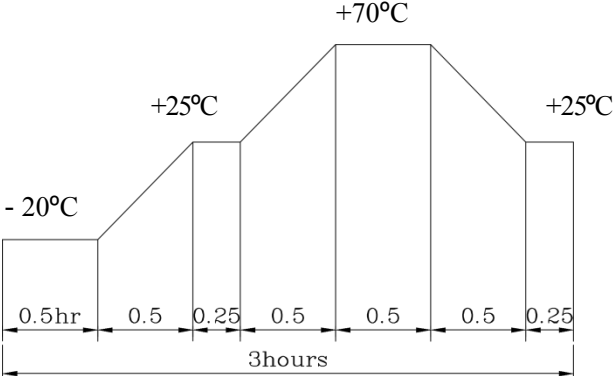
Heat resistant line

(Used when heat resistant reliability test is performed)

(2)Manual soldering

Manual soldering temperature 350 °C within 5 sec.

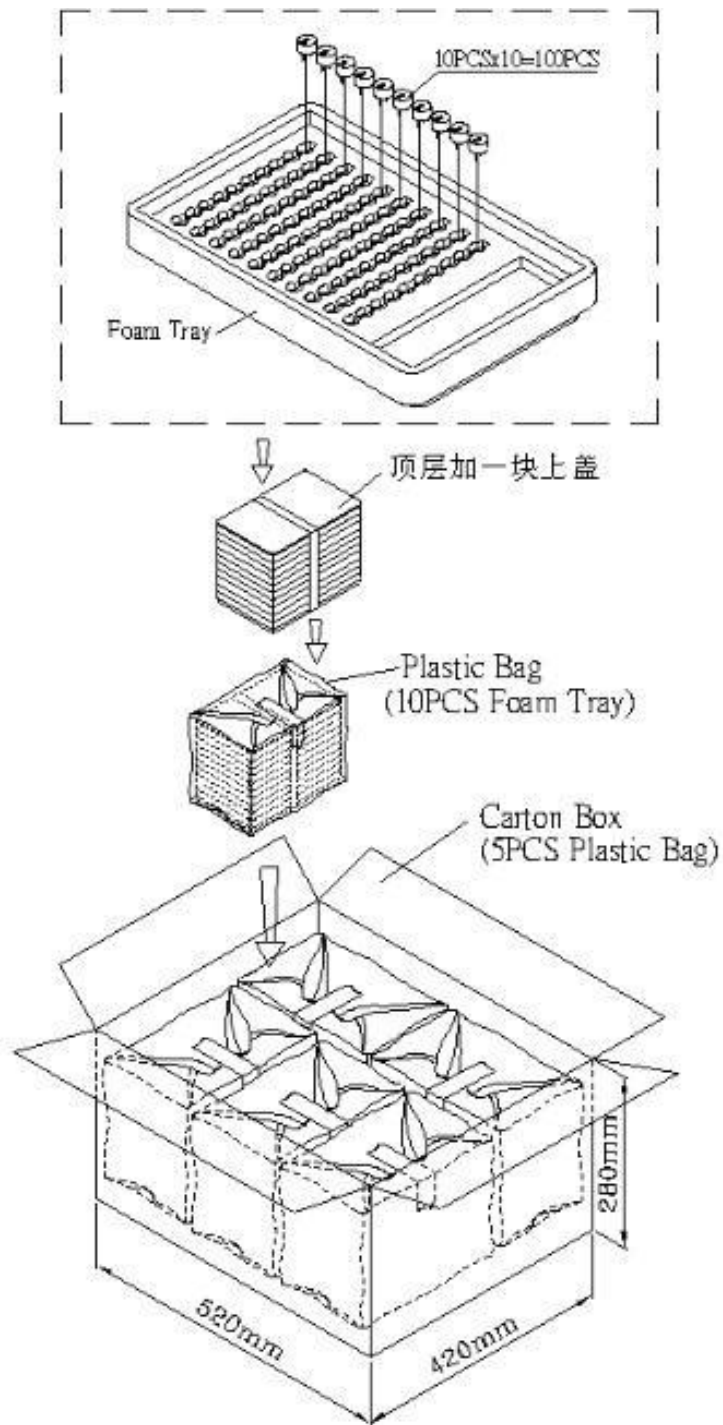
6. RELIABILITY TEST

| NO. | ITEM | TEST CONDITION AND REQUIREMENT |
|-----|---------------------------------|---|
| 1 | High Temperature Test (Storage) | After being placed in a chamber with 80 °C for 96 hours and then being placed in normal condition for 2 hours. Allowable variation of SPL after test: 10dB. |
| 2 | Low Temperature Test (Storage) | After being Placed in a chamber with -30 °C for 96 hours and then being placed in normal condition for 2 hours. Allowable variation of SPL after test: 10dB. |
| 3 | Humidity Test | After being Placed in a chamber with 90-95% R.H. at 40 °C for 96 hours and then being placed in normal condition for 2 hours. Allowable variation of SPL after test: 10dB. |
| 4 | Temperature Cycle Test | The part shall be subjected to 5 cycles. One cycle shall be consist of:  <p>The diagram shows a temperature cycle profile over 3 hours. It starts at -20°C for 0.5 hours, then ramps up to +25°C in 0.5 hours, holds at +25°C for 0.25 hours, ramps up to +70°C in 0.5 hours, holds at +70°C for 0.5 hours, ramps down to +25°C in 0.5 hours, holds at +25°C for 0.25 hours, and finally ramps down to -20°C in 0.5 hours. The total duration is 3 hours.</p> Allowable variation of SPL after test: 10dB. |
| 5 | Drop Test | Drop on a hard wood board of 4cm thick, any directions, 6 times, at the height of 75cm. Allowable variation of SPL after test: 10dB. |
| 6 | Vibration Test | After being applied vibration of amplitude of 1.5mm with 10 to 55 Hz band of vibration frequency to each of 3 perpendicular directions for 2 hours. Allowable variation of SPL after test: 10dB. |
| 7 | Solderability Test | Lead terminals are immersed in rosin for 5 seconds and then immersed in solder bath of +300 °C for 3 1 seconds. 90% min. lead terminals shall be wet with solder (Except the edge of terminals). |
| 8 | Terminal Strength Pulling Test | The force of 9.8N(1.0kg) is applied to each terminal in axial direction for 10 seconds. No visible damage and cutting off. |

TEST CONDITION.

| | | | | |
|-------------------------|---|---------------------------|----------------------|----------------------------|
| Standard Test Condition | : | a) Temperature: +5~ +35°C | b) Humidity : 45-85% | c) Pressure : 860-1060mbar |
| 一般测试条件 | : | a) 温度 : +5 ~ +35°C | b) 湿度 : 45-85% | c) 气压 : 860-1060mbar |
| Judgment TestCondition | : | a) Temperature: +25 ± 2°C | b) Humidity : 60-70% | c) Pressure : 860-1060mbar |
| 争议时测试条件 | : | a) 温度 : +25 ± 2°C | b) 湿度 : 60-70% | c) 气压 : 860-1060mbar |

7. PACKING STANDARD 包装



| | | |
|-------------|-------------------|--------------------|
| Foam Tray | 240mmx160mmx30mm | 1x100PCS=100PCS |
| Plastic Bag | | 10x100PCS=1000PCS |
| Carton Box | 520mmx420mmx280mm | 5x1000PCS=5,000PCS |

X-ON Electronics

Largest Supplier of Electrical and Electronic Components

Click to view similar products for [Piezo Buzzers & Audio Indicators](#) category:

Click to view products by [FUET](#) manufacturer:

Other Similar products are found below :

[6-4](#) [ESZ-26B](#) [FDG06PSLLF](#) [FDG111PLF](#) [F/EM12PLF](#) [F/NRMB 24 BLACK LF](#) [PF-35N29WQ](#) [PFD-21A29W](#) [PFD-27A35PQ](#) [PL-21N30WQ](#) [PLD-21N30W](#) [PLD-21N30WQ](#) [PT-3534FP](#) [B822B](#) [8WD4420-0EA](#) [S6109](#) [SBM616PR](#) [SC110E](#) [SC2036ACP](#) [SC616N-2](#) [SC628FW](#) [SC628MPG](#) [SC648D](#) [SCS045MD9DT3S](#) [ESZ-25B-5-250B](#) [ESZ-25S](#) [F/TCW 05 WITH LABEL LF](#) [PFD-27N36W](#) [PKM35-4A0](#) [PL-35N29WQ](#) [PLD-27A35PQ](#) [PS-552Q](#) [KBS-20DA-7AS](#) [KBS-27DA-5C-105](#) [LSC628ANR](#) [SC110FK](#) [PL-21N31PQ](#) [F-B-P1405ISB LF](#) [F/DGX 05P WITH LABEL LF](#) [F/HCW 06 WITH LABEL LF](#) [MSR516NP](#) [STA22702W](#) [STA20502](#) [SBM616J](#) [SBM616P](#) [SBM616PU](#) [SC250E](#) [SC250H](#) [SC628ADP](#) [SC628FK](#)