



ROHS

SPECIFICATION OF PRODUCT

承认书

CUSTOMER: _____
DESCRIPTION: Piezo Buzzer
FUSHENG P/N: FSD-2312
CUSTOMER P/N: _____
DATE: 2018-8-28

| CUSTOMER | APPROVER | CHECKER |
|----------|------------|----------|
| | Yunqing Wu | Bing Yan |

地址:江苏省泰州市海陵区凤凰西路 168 号

电话: 0086-523-86219066 传真: 0086-523-81601108

邮箱: sales@electronic-tech.cn

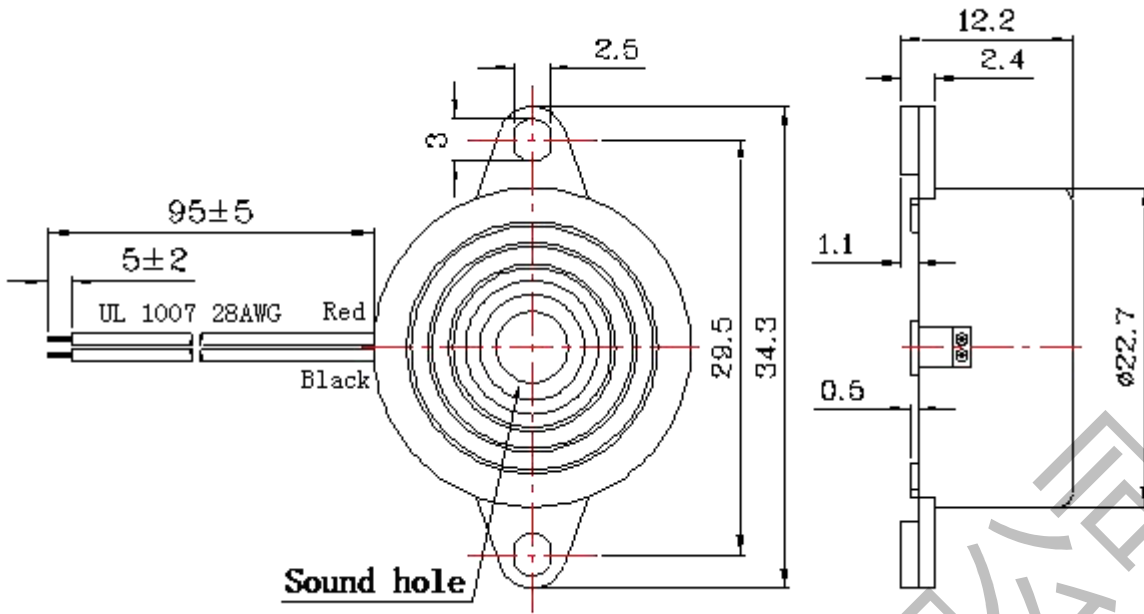
网址: www.tzfsdz.com



1.SPECIFICATION 规格

| No. | Item | Unit | Specification | Condition |
|-----|-------------------------------------|------|---------------|--------------------------|
| 1 | Oscillation Frequency | Hz | 2900±500 | |
| 2 | Operating Voltage | VDC | 3~24 | |
| 3 | Rated Voltage | VDC | 12 | |
| 4 | Current Consumption | mA | MAX. 10 | at Rated Voltage |
| 5 | Sound Pressure Level | dB | MIN. 85 | at 10cm at Rated Voltage |
| 6 | Operating Temperature | °C | -20~+70 | |
| 7 | Storage Temperature | °C | -30~+85 | |
| 8 | Dimension | mm | Φ23.0 x H12 | See appearance drawing |
| 9 | Weight (MAX) | gram | 4 | |
| 10 | Housing Material | | ABS(Black) | |
| 11 | Leading Pin | | Wire Type | See appearance drawing |
| 12 | Environmental Protection Regulation | | RoHS | |

2. APPEARANCE DRAWING 尺寸图



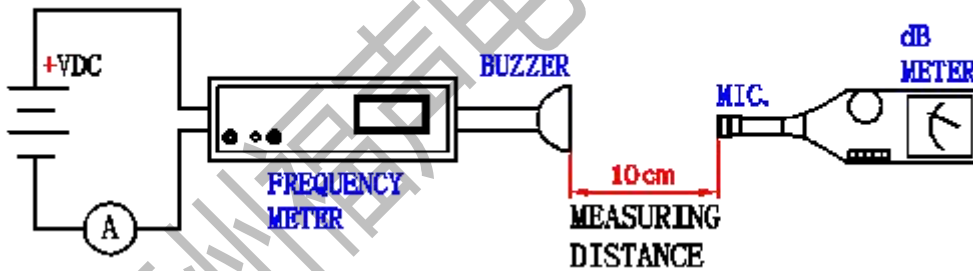
3. TESTING METHOD 测量方式

Standard Measurement conditions

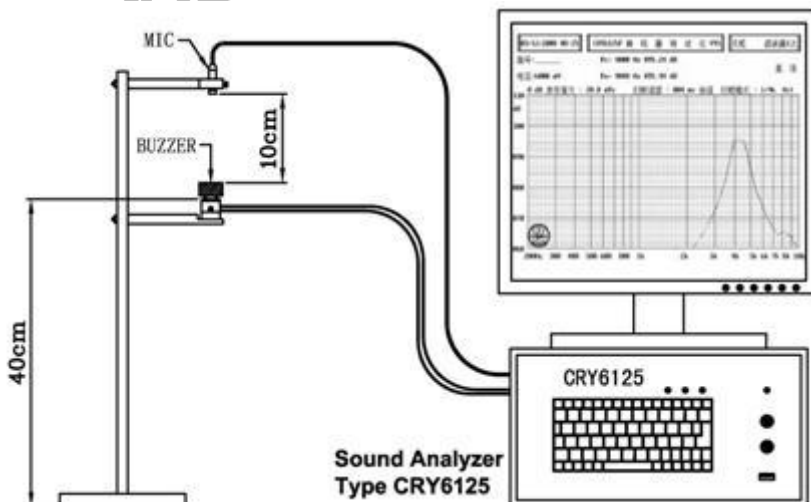
Temperature: $25 \pm 2^\circ\text{C}$ Humidity: 45-65%

Acoustic Characteristics:

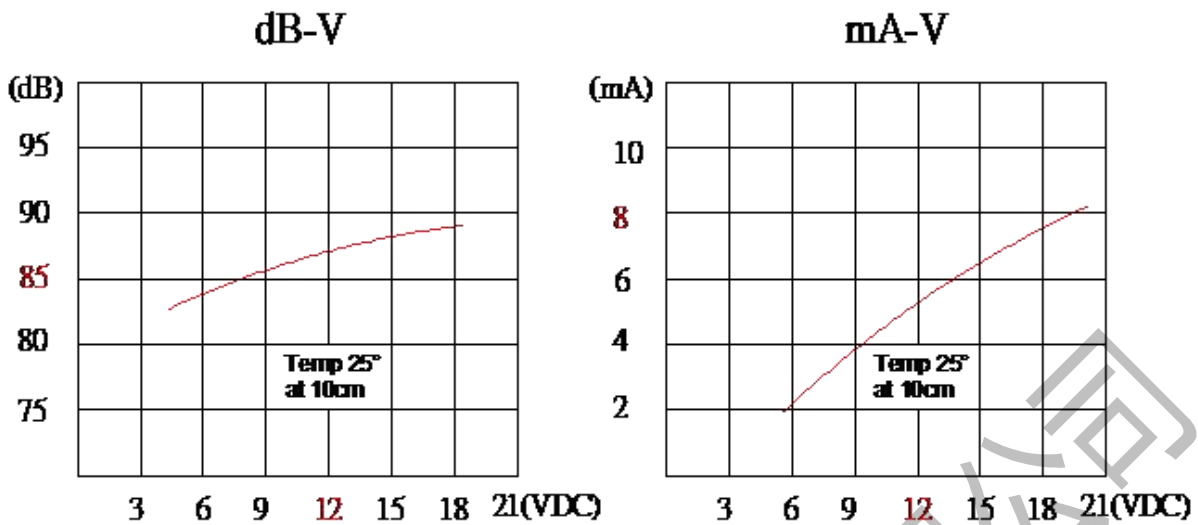
The oscillation frequency, current consumption and sound pressure are measured by the measuring instruments shown below



In the measuring test, buzzer is placed as follows:



4. VOLTAGE / CURRENT / SOUND PRESSURE CHARACTERISTICS



5. RELIABILITY TEST 可靠性测试

| NO. | ITEM | TEST CONDITION AND REQUIREMENT |
|-----|---------------------------------|---|
| 1 | High Temperature Test (Storage) | After being placed in a chamber with 80 °C for 96 hours and then being placed in normal condition for 2 hours. Allowable variation of SPL after test: 10dB. |
| 2 | Low Temperature Test (Storage) | After being Placed in a chamber with -30 °C for 96 hours and then being placed in normal condition for 2 hours. Allowable variation of SPL after test: 10dB. |
| 3 | Humidity Test | After being Placed in a chamber with 90-95% R.H. at 40 °C for 96 hours and then being placed in normal condition for 2 hours. Allowable variation of SPL after test: 10dB. |
| 4 | Temperature Cycle Test | The part shall be subjected to 5 cycles. One cycle shall be consist of: <p>The diagram shows a temperature cycle over 3 hours. It starts at -20°C for 0.5 hours, then ramps up to +25°C in 0.5 hours, holds at +25°C for 0.25 hours, ramps up to +70°C in 0.5 hours, holds at +70°C for 0.5 hours, ramps down to +25°C in 0.5 hours, and holds at +25°C for 0.25 hours. The total cycle time is 3 hours.</p> Allowable variation of SPL after test: 10dB. |
| 5 | Drop Test | Drop on a hard wood board of 4cm thick, any directions ,6 times, at the height of 75cm . Allowable variation of SPL after test: 10dB. |

| | | |
|---|--------------------------------|---|
| 6 | Vibration Test | After being applied vibration of amplitude of 1.5mm with 10 to 55 Hz band of vibration frequency to each of 3 perpendicular directions for 2 hours . Allowable variation of SPL after test: 10dB. |
| 7 | Solderability Test | Lead terminals are immersed in rosin for 5 seconds and then immersed in solder bath of +300 5°C for 3 1 seconds . 90% min. lead terminals shall be wet with solder (Except the edge of terminals). |
| 8 | Terminal Strength Pulling Test | The force of 9.8N(1.0kg) is applied to each terminal in axial direction for 10 seconds. No visible damage and cutting off. |

TEST CONDITION.

| | | | | |
|-------------------------|---|-----------------------------|----------------------|----------------------------|
| Standard Test Condition | : | a) Temperature : +5 ~ +35°C | b) Humidity : 45-85% | c) Pressure : 860-1060mbar |
| 一般测试条件 | : | a) 温度 : +5 ~ +35°C | b) 湿度 : 45-85% | c) 气压 : 860-1060mbar |
| Judgment Test Condition | : | a) Temperature : +25 ± 2°C | b) Humidity : 60-70% | c) Pressure : 860-1060mbar |
| 争议时测试条件 | : | a) 温度 : +25 ± 2°C | b) 湿度 : 60-70% | c) 气压 : 860-1060mbar |



X-ON Electronics

Largest Supplier of Electrical and Electronic Components

Click to view similar products for [Piezo Buzzers & Audio Indicators](#) category:

Click to view products by [FUET](#) manufacturer:

Other Similar products are found below :

[6-4](#) [68S1240-PA](#) [ESZ-26B](#) [FDG06PSLLF](#) [F/DGX12P WITH LABEL LF](#) [PF-35N29WQ](#) [PFD-21A29W](#) [PFD-27A35PQ](#) [PL-21N30WQ](#) [PL-27A35PSQ](#) [PLD-21N30W](#) [PLD-21N30WQ](#) [PS-531Q](#) [PT-3534FP](#) [B822B](#) [B/CP28/100DB/BLACK LF](#) [S6109](#) [SC110E](#) [SC2036ACP](#) [SC616N-2](#) [SC628FW](#) [SC628MPG](#) [SC648D](#) [SCS045MD9DT3S](#) [ESZ-25B-5-250B](#) [ESZ-25S](#) [F/BC 35-DR LF](#) [FCM12PLF](#) [SSX-52SA](#) [F/EB20P-DR LF](#) [AI-4228-TF-LW305-R](#) [FSMD8585JSLF](#) [F/TCW 05 WITH LABEL LF](#) [PFD-27N36W](#) [PKM35-4A0](#) [PL-35N29WQ](#) [PLD-27A35PQ](#) [PS-552Q](#) [CM-5](#) [REF-202](#) [B/SE 128 RED LF](#) [KBS-20DA-7AS](#) [KBS-27DA-5C-105](#) [LSC628ANR](#) [03-810.001](#) [RTO-1R07-001](#) [PL-21N31PQ](#) [F-B-P1405ISB LF](#) [F/DGX 05P WITH LABEL LF](#) [MSR516NP](#)