



SPECIFICATION OF PRODUCT 承认书

CUSTOMER: _____

DESCRIPTION: Piezo Buzzer

FUSHENG P/N: FSD-4216-24V

CUSTOMER P/N: _____

DATE: _____

CUSTOMER	APPROVER	CHECKER
	Yunqing Wu	Bing Yan

泰州福声电子科技有限公司

地址:江苏省泰州市海陵区凤凰西路98号

电话: 0086-523-86219066 传真: 0086-523-81601108

邮箱: sales@electronic-tech.cn

网址: www.tzfsdz.com

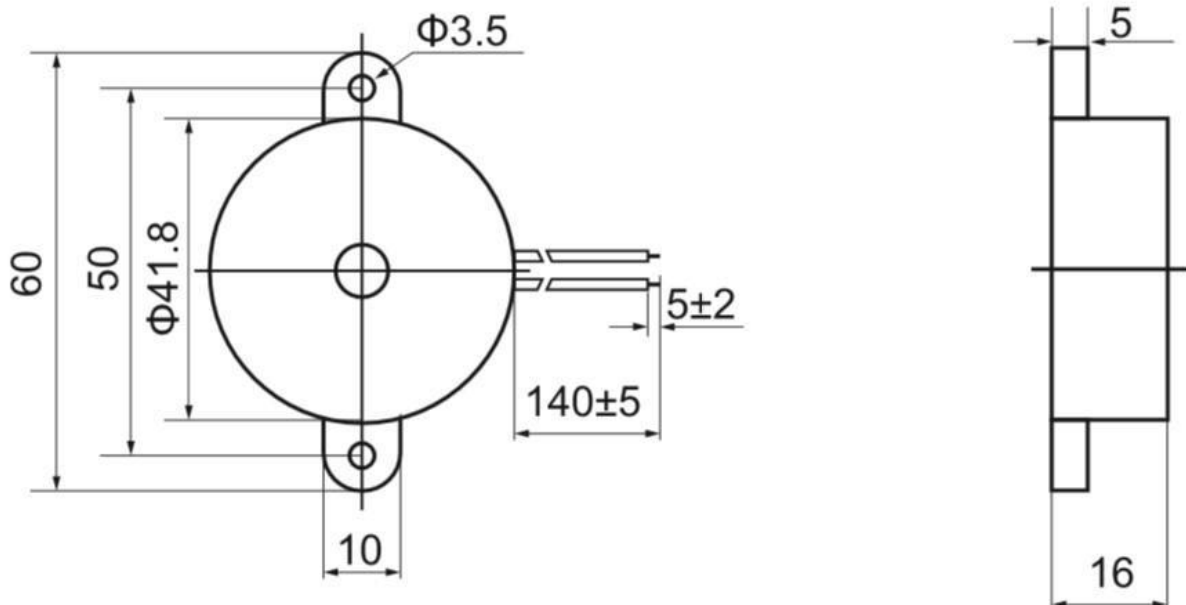


1. SPECIFICATION 规格

No.	Item	Unit	Specification	Condition
1	Oscillation Frequency	Hz	2900	
2	Operating Voltage	VDC	6 ~ 28	
3	Rated Voltage	VDC	24	
4	Current Consumption	mA	MAX. 20	at Rated Voltage
5	Sound Pressure Level	dB	MIN. 95	at 10cm at Rated Voltage
6	Operating Temperature	°C	-20 ~ +70	
7	Storage Temperature	°C	-30 ~ +85	
8	Dimension	mm	Φ42.0x H16	See appearance drawing
9	Weight (MAX)	gram	11	
10	Housing Material		ABS(Black)	
11	Leading Pin		Wire Type	See appearance drawing
12	Environmental Protection Regulation		RoHS	

2. APPEARANCE DRAWING 尺寸图

UNT: mm / Tolerance: ±0.5mm
 Continuous tone



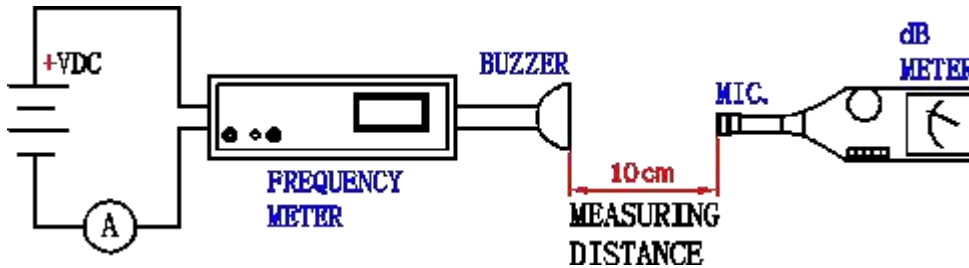
3. TESTING METHOD 测量方式

Standard Measurement conditions

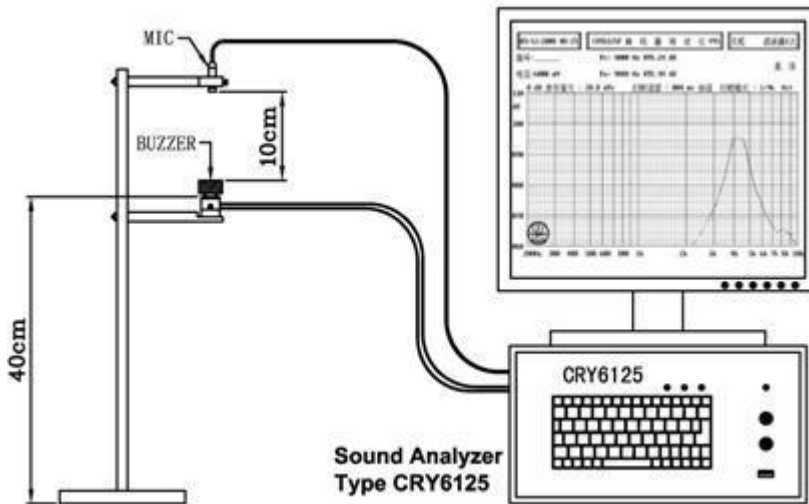
Temperature: $25 \pm 2^\circ\text{C}$ Humidity: 45-65%

Acoustic Characteristics:

The oscillation frequency, current consumption and sound pressure are measured by the measuring instruments shown below

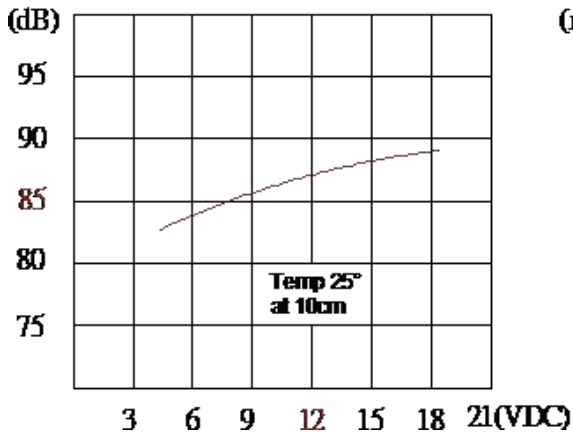


In the measuring test, buzzer is placed as follows:

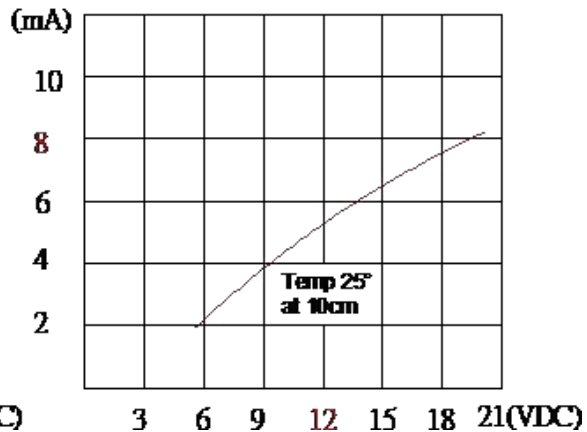


4. VOLTAGE / CURRENT / SOUND PRESSURE CHARACTERISTICS

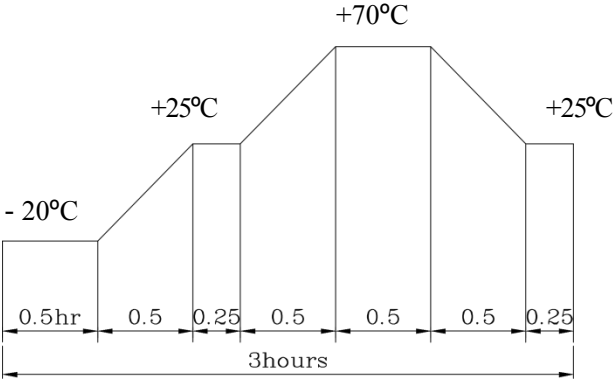
dB-V



mA-V



5. RELIABILITY TEST 可靠性测试

NO.	ITEM	TEST CONDITION AND REQUIREMENT
1	High Temperature Test (Storage)	After being placed in a chamber with 80 °C for 96 hours and then being placed in normal condition for 2 hours. Allowable variation of SPL after test: 10dB.
2	Low Temperature Test (Storage)	After being Placed in a chamber with -30 °C for 96 hours and then being placed in normal condition for 2 hours. Allowable variation of SPL after test: 10dB.
3	Humidity Test	After being Placed in a chamber with 90-95% R.H. at 40 °C for 96 hours and then being placed in normal condition for 2 hours. Allowable variation of SPL after test: 10dB.
4	Temperature Cycle Test	The part shall be subjected to 5 cycles. One cycle shall be consist of:  <p>The diagram shows a temperature cycle profile over 3 hours. It starts at -20°C for 0.5 hours, then ramps up to +25°C in 0.5 hours, holds at +25°C for 0.25 hours, ramps up to +70°C in 0.5 hours, holds at +70°C for 0.5 hours, ramps down to +25°C in 0.5 hours, holds at +25°C for 0.25 hours, and finally ramps down to -20°C in 0.25 hours. The total duration is 3 hours.</p> Allowable variation of SPL after test: 10dB.
5	Drop Test	Drop on a hard wood board of 4cm thick, any directions, 6 times, at the height of 75cm. Allowable variation of SPL after test: 10dB.
6	Vibration Test	After being applied vibration of amplitude of 1.5mm with 10 to 55 Hz band of vibration frequency to each of 3 perpendicular directions for 2 hours . Allowable variation of SPL after test: 10dB.
7	Solderability Test	Lead terminals are immersed in rosin for 5 seconds and then immersed in solder bath of +300 °C for 3 1 seconds . 90% min. lead terminals shall be wet with solder (Except the edge of terminals).
8	Terminal Strength Pulling Test	The force of 9.8N(1.0kg) is applied to each terminal in axial direction for 10 seconds. No visible damage and cutting off.

TEST CONDITION.

Standard Test Condition	:	a) Temperature: +5~ +35°C	b) Humidity: 45-85%	c) Pressure: 860-1060mbar
一般测试条件	:	a) 温度 : +5 ~ +35°C	b) 湿度 : 45-85%	c) 气压 : 860-1060mbar
Judgment TestCondition	:	a) Temperature: +25 ± 2°C	b) Humidity: 60-70%	c) Pressure: 860-1060mbar
争议时测试条件	:	a) 温度 : +25 ± 2°C	b) 湿度 : 60-70%	c) 气压 : 860-1060mbar

X-ON Electronics

Largest Supplier of Electrical and Electronic Components

Click to view similar products for [Piezo Buzzers & Audio Indicators](#) category:

Click to view products by [FUET](#) manufacturer:

Other Similar products are found below :

[PFD-21A29W](#) [PLD-21N30W](#) [REM-6027F-1.5](#) [RH1020C-010-NFP-G-NL](#) [PFD-27N36W](#) [KBS-20DA-7AS](#) [KBS-27DA-5C-105](#)
[RFS5015382PNL](#) [MSR516NP](#) [DMT-1606S-NL](#) [OMT112](#) [SCE016SD3CM4B](#) [DMT-09-1-4B-NL](#) [HBO0302C-58/1248](#) [AT-3045-TF-LW110-R](#) [SMA-17-S](#) [BMS3650L-LF](#) [SMT-0540-T-7-R](#) [SMT-0540-T-2-R](#) [AT-0927-TT-2-R](#) [AT-2310-T-LW100-R](#) [SMI-1324-TW-5V-4-R-T/R](#)
[SC0715BL](#) [AI-1027-TWT-5V-R](#) [SC235AF](#) [SMT-0827-TW-5V-R](#) [AT-2830-TWT-R](#) [AT-1220-TT-5-R](#) [AT-1220-TT-10-R](#) [AT-1127-ST-2-R](#)
[AT-1220-TWT-5V-R](#) [AT-1750-TFL-LW95-R](#) [AI-2437-TWT-R](#) [SMT-1427-S-R](#) [SMT-1127-S-R](#) [AI-3245-TF-LW95-R](#) [AI-2438-TT-R](#)
[AB2040B](#) [SMI-1324-TW-3V-R](#) [SMT-1324-TW-5V-R](#) [AT-2429-TWT-R](#) [AI-1223-TWT-12V-3-R](#) [AI-1440-TWT-24V-2-R](#) [AB4113B](#) [AI-1223-TWT-5V-4-R](#) [X-4028-P-C32-R](#) [AI-2304-TF-LW120-12V-R](#) [AI-4329-P-SP28-R](#) [XL-5020-TF-LW150-S-R](#) [SMA-30-P17.5](#)