

No.	Items	Material	Plating, Note
1	Insulator	LCP resin(Black)	
2	Contact(Signal)	Copper alloy	Contact area: Au 0.05um min, over Pd-Ni 0.635um min, over Ni 1.27um min Terminal area: Au coat
3	Contact(Ground)		
4	Shield cover	Carbon steel	Nickel plating
5	Gasket	Copper alloy	Nickel plating
6	Solder post	Carbon steel	Solder plating
7	Hexagon screw	Copper alloy	Nickel plating, Append
8	Balancer	SUS	
9	Key	LCP resin(White)	See Table6

CONFIDENTIAL

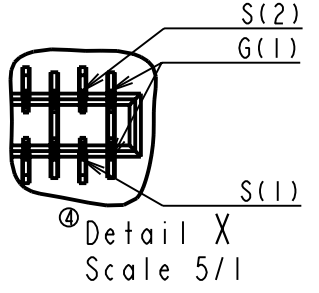
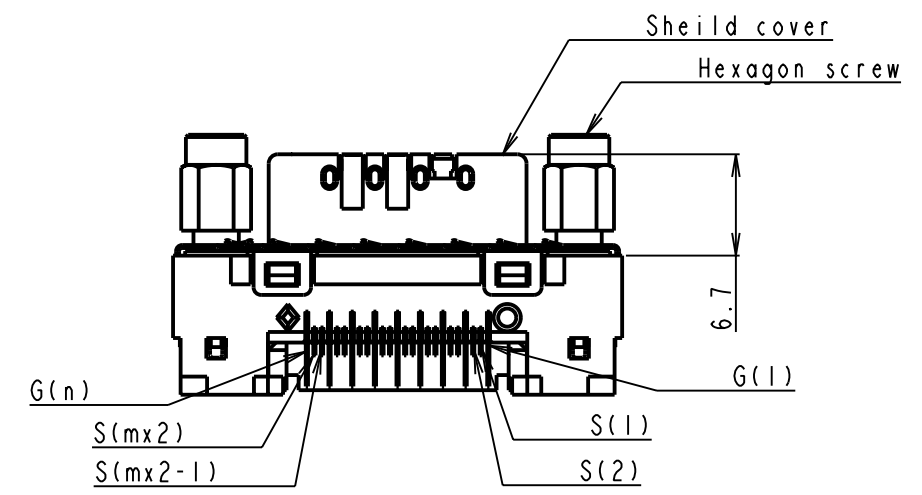
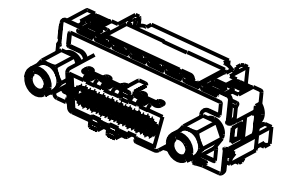
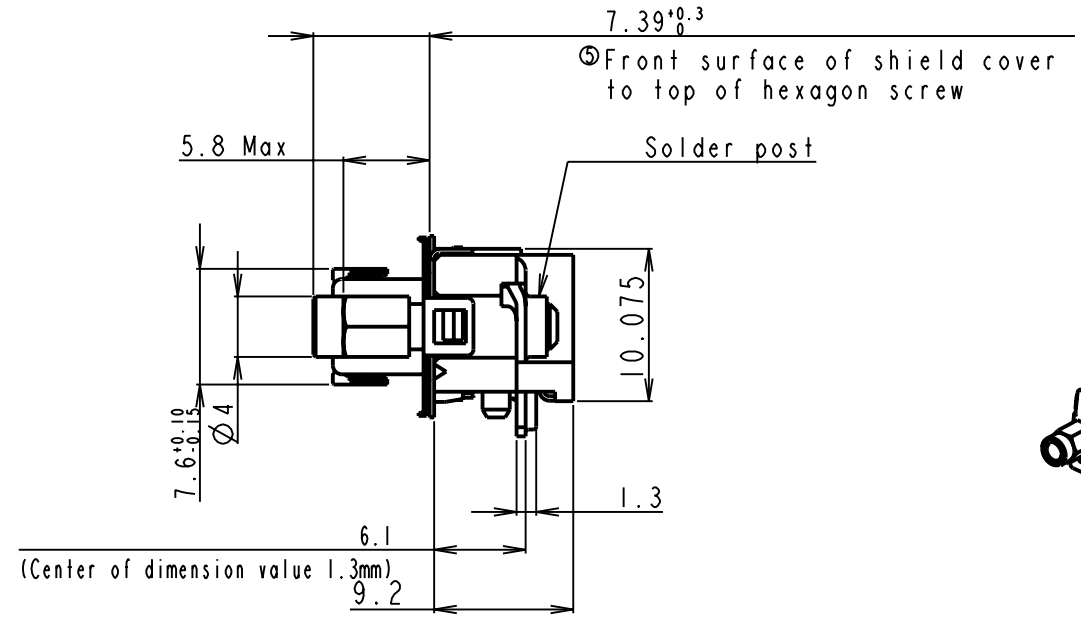
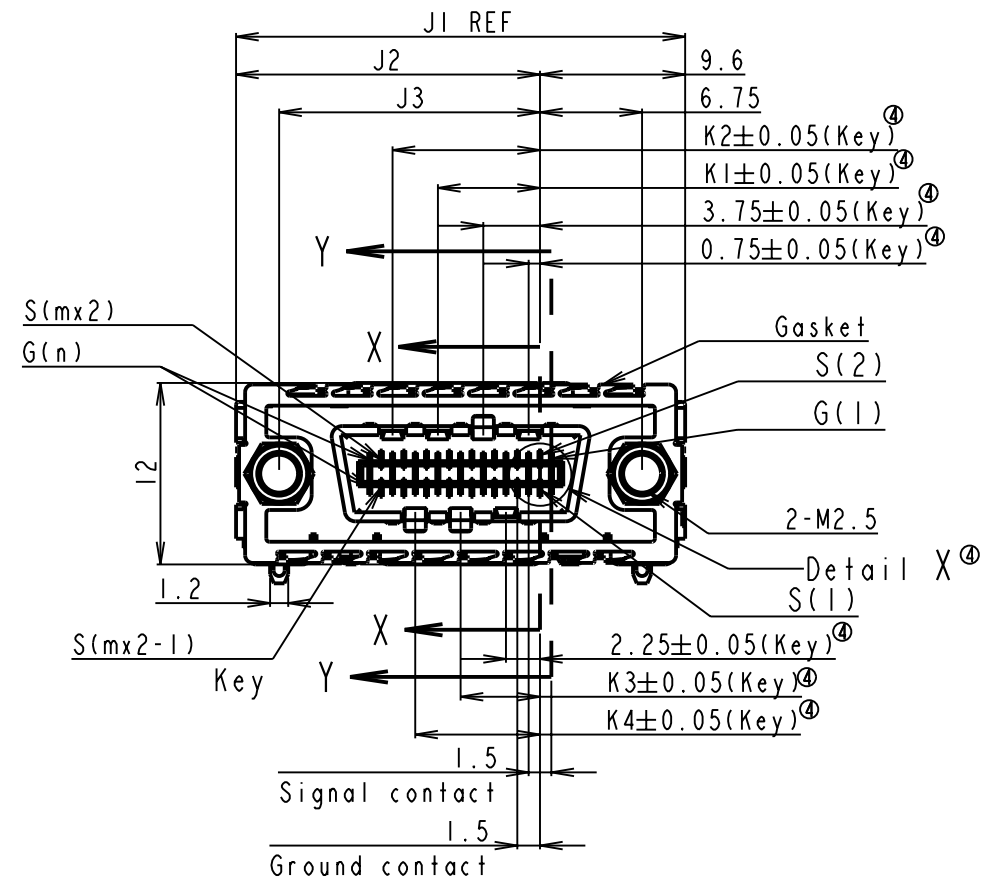


Table 1

Part No.	m	n	J1	J2	J3	K1	K2	K3	K4
FCN-268D008-G/**	1-8	1-9	29.8	20.15	17.25	6.75	9.75	5.25	8.25
FCN-268D024-G/**	1-24	1-25	53.8	44.15	41.25	30.75	33.75	17.25	32.25

PROPOSAL DRAWING

DOCUMENT CONTROL SECTION

DATE

④Rem4) This product conforms to regulation of content concerning to six substances of RoHS directives.
 Rem3) This drawing shows FCN-268D008-G/01#05.
 Rem2) Coplanarity should be less than 0.1mm.
 Rem1) Unless specified, dimensions are in mm and their tolerances are ±0.5mm.

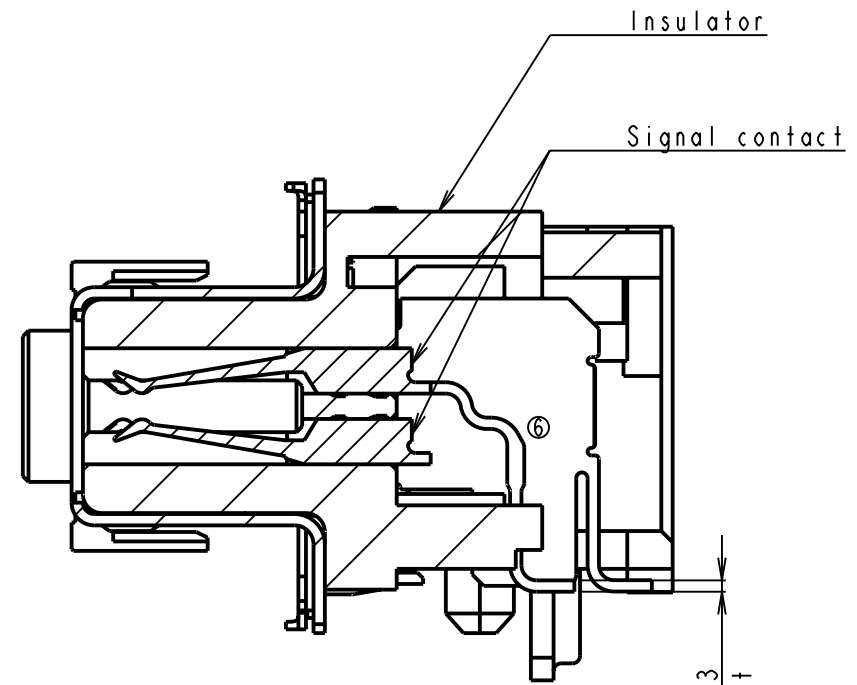
EDIT.	DATE	DESIGN.	CHECK	DESCRIPTION
09	Sep. 1. '06	T. Kumamoto		④revised(1place) M. Kobayashi
08	Feb. 22. '05	Morioka T. Kondou		⑧revised(1place on Page7) M. Kobayashi
07	Aug. 25. '04	Morioka T. Kondou		⑦revised(2places on Page7) M. Kobayashi
06	May. 15. '04	T. Kumamoto		⑥revised on Page2,7 and added Page8,9 M. Kobayashi
05	Aug. 04. '03	T. Kumamoto		⑤mark added note(1place on this page.) M. Kobayashi
04	Dec. 20. '02	T. Kondou		④mark revised(Total 13places, 11places on this page) M. Kobayashi
03	Aug. 29. '02	T. Kondou	J. Akama	All reviced
02	Jul. 10. '02	T. Kondou		All reviced M. Kobayashi
DESIG.	Jun. 11. '02	T. Kondou	CHECK	APPR. M. Kobayashi

Unit : mm
 TITLE microGiGaCN™ Cable I/O Jack thumbscrew type
 DRAW.NO. DAPD-02-0062
 FUJITSU COMPONENT LIMITED
 1 / 79

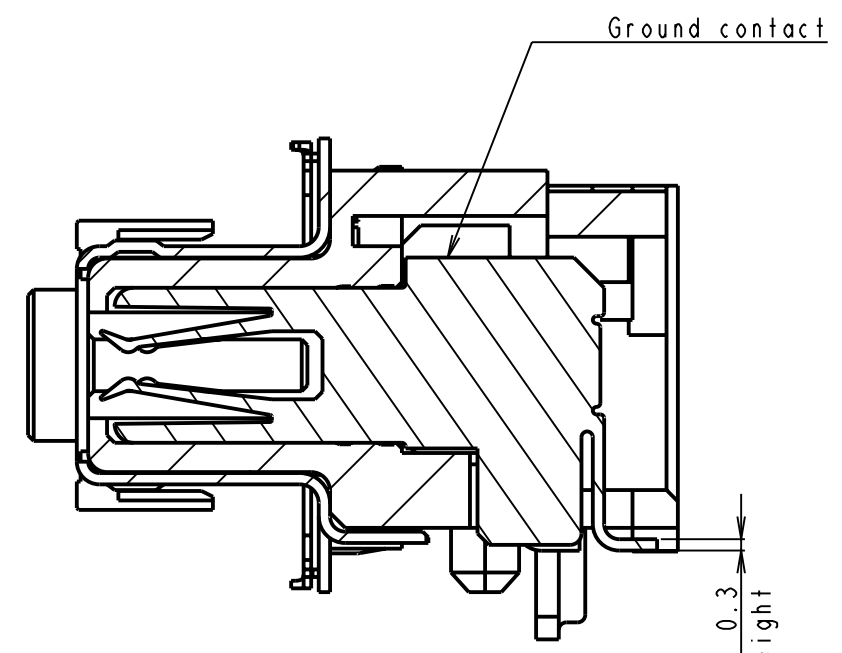
1 2 3 4 5 6 7 8

A
B
C
D

A
B
C
D



Section X-X



Section Y-Y

DATE DOCUMENT CONTROL SECTION



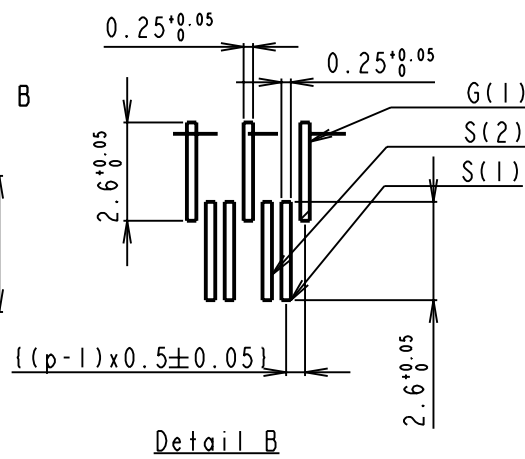
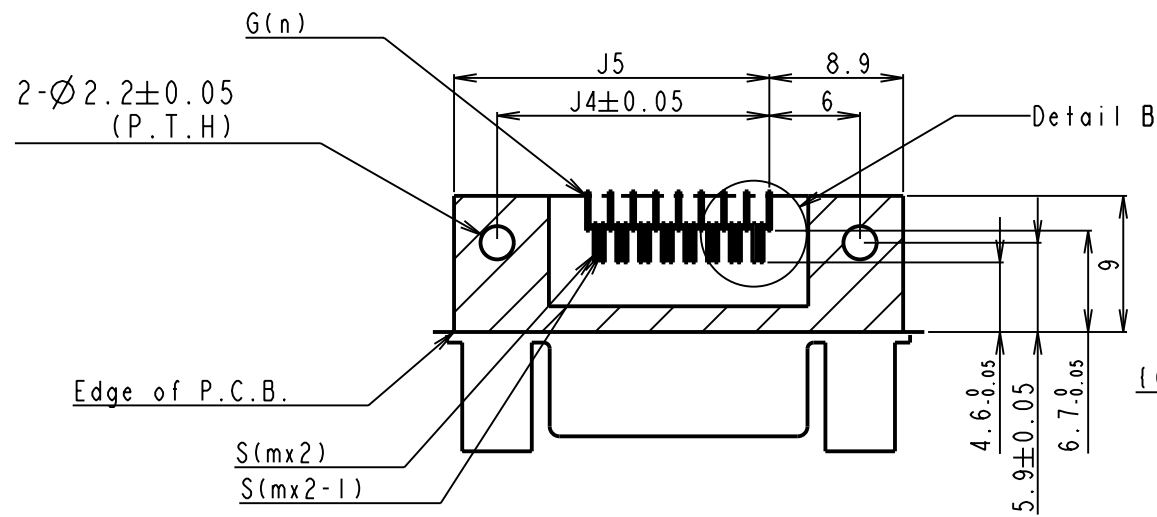
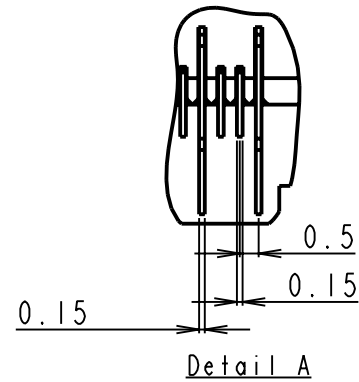
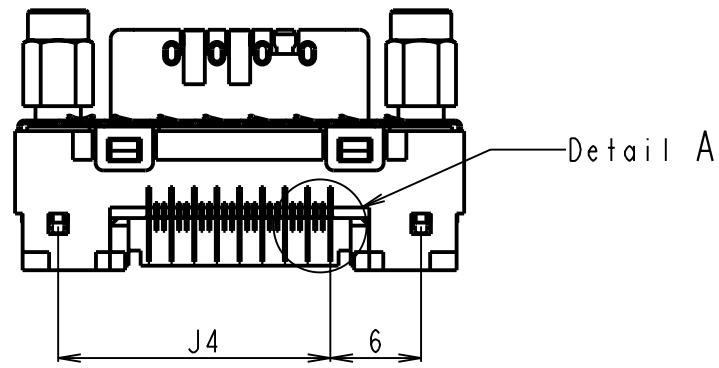
				TITLE microGiGaCN™ Cable I/O Jack thumbscrew type	
				DRAW.NO. DAPD-02-0062	
				CUST.	
06	Apr.01.'04			© mark revised.	
EDIT.	DATE	DESIGN.	CHECK	DESCRIPTION	
DESIG.			CHECK	APPR.	
				FUJITSU COMPONENT LIMITED	
				2 /	

1 2 3 4 5 6 7 8

F

FCN-268D0**-G/0*

No mold pin



Recommended P.C.B. dimensions

Table 2

Part No.	m	n	p	J4	J5
FCN-268D008-G/0*	1-8	1-9	1-25	18	20.9
FCN-268D024-G/0*	1-24	1-25	1-73	42	44.9

DOCUMENT CONTROL SECTION

DATE

				TITLE microGiGaCN™ Cable I/O Jack thumbscrew type	
				DRAW.NO. DAPD-02-0062	
				CUST.	
EDIT.	DATE	DESIGN	CHECK	DESCRIPTION	
DESIG.			CHECK	APPR.	
				FUJITSU COMPONENT LIMITED	
				3 /	

FCN-268D0**-G/1*
 With alignment pin
 FCN-268D0**-G/2*
 With crush pin

FCN-268D0**-G/1*
 Alignment pin

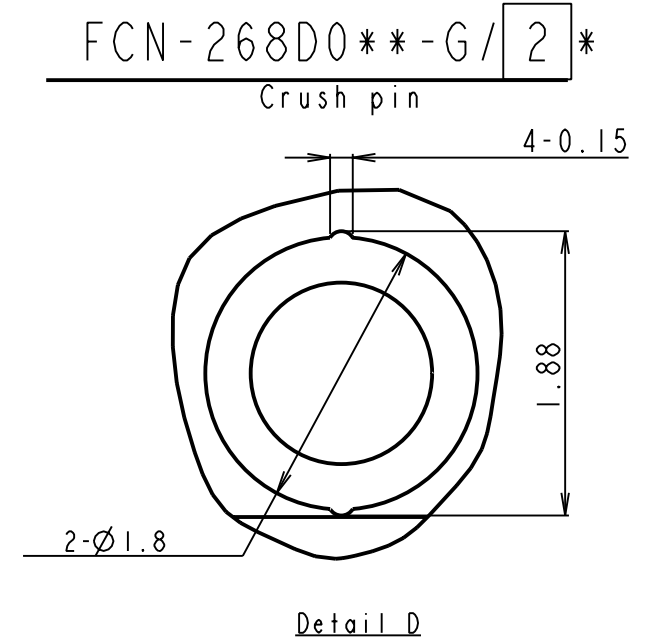
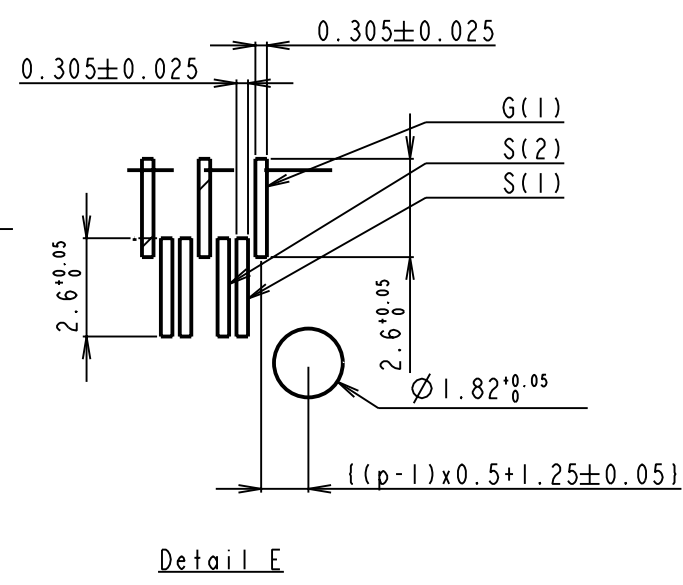
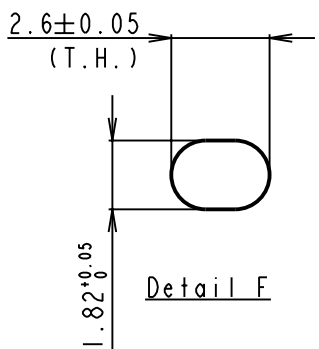
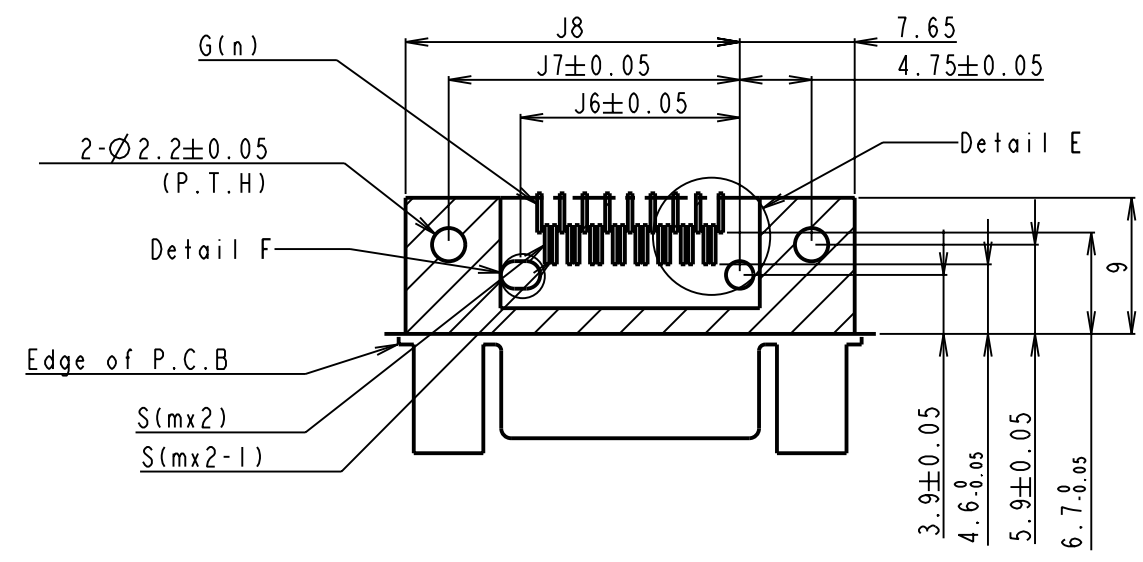
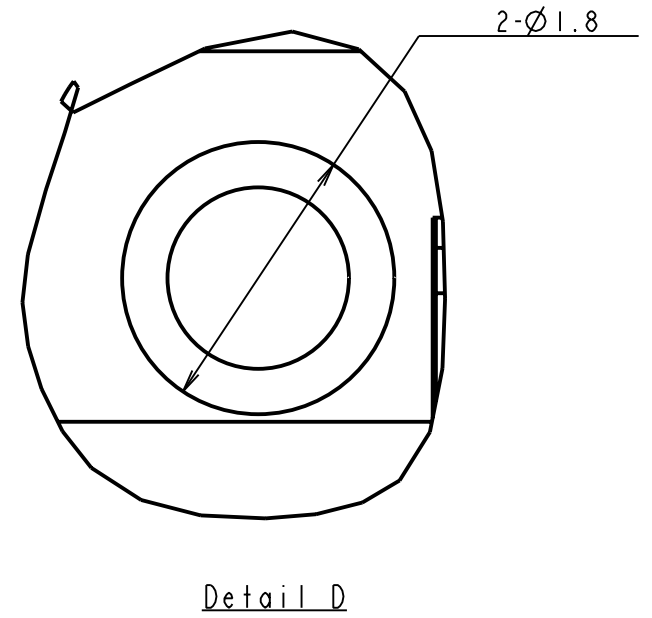
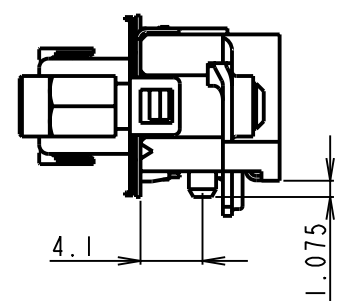
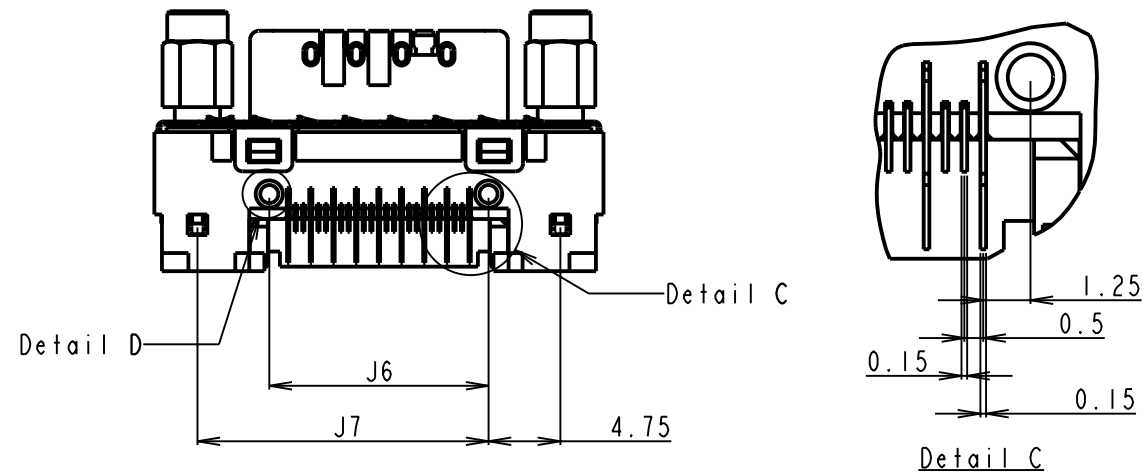


Table 3

Part No.	m	n	p	J6	J7	J8
FCN-268D008-G/1*	1-8	1-9	1-25	14.5	19.25	22.15
FCN-268D008-G/2*	1-8	1-9	1-25	14.5	19.25	22.15
FCN-268D024-G/1*	1-24	1-25	1-73	38.5	43.25	46.15
FCN-268D024-G/2*	1-24	1-25	1-73	38.5	43.25	46.15

DOCUMENT CONTROL SECTION

DATE

<table border="1"> <tr> <td>EDIT.</td> <td>DATE</td> <td>DESIGN</td> <td>CHECK</td> </tr> <tr> <td>DESIG.</td> <td></td> <td></td> <td>CHECK</td> </tr> </table>				EDIT.	DATE	DESIGN	CHECK	DESIG.			CHECK	<table border="1"> <tr> <td>DESCRIPTION</td> <td>APPR.</td> </tr> <tr> <td></td> <td></td> </tr> </table>		DESCRIPTION	APPR.			TITLE microGiGaCN™ Cable I/O Jack thumbscrew type	
				EDIT.	DATE	DESIGN	CHECK												
DESIG.			CHECK																
DESCRIPTION	APPR.																		
				DRAW.NO. DAPD-02-0062		CUST.													
				FUJITSU COMPONENT LIMITED		4 /													

FCN-268D0**-G/3*

With daiamond pin

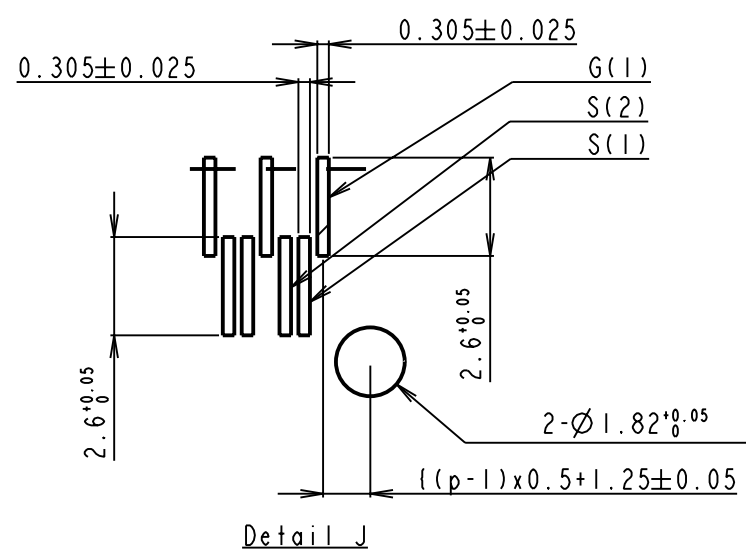
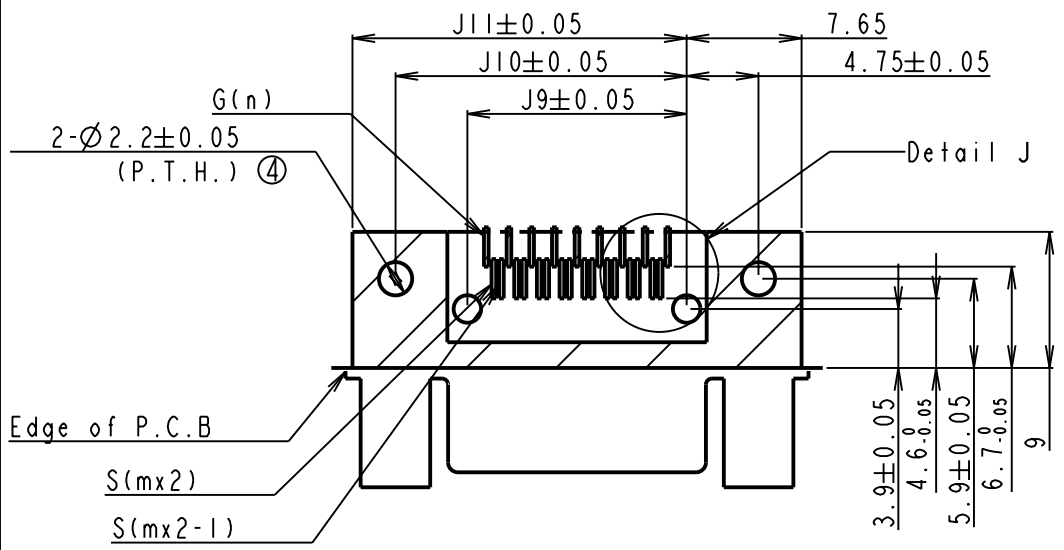
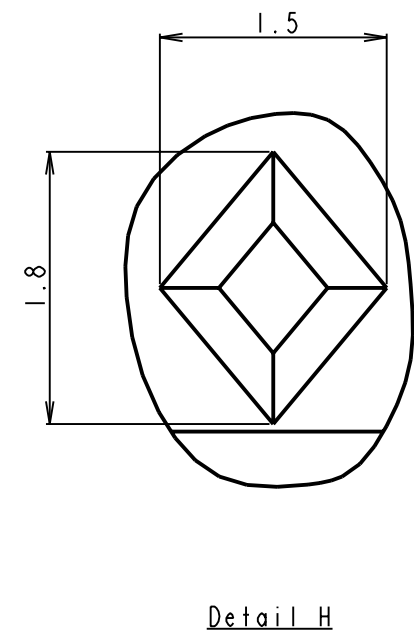
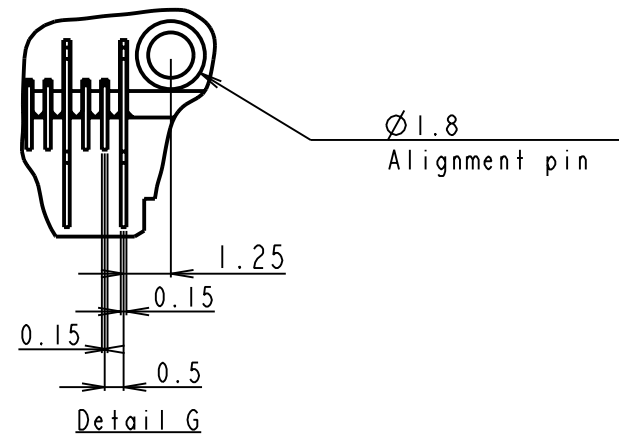
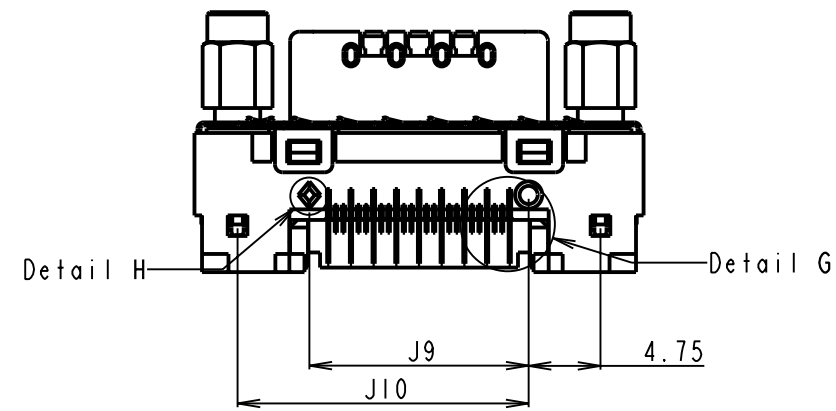


Table 4

Part No.	m	n	p	J9	J10	J11
FCN-268D008-G/3*	1-8	1-9	1-25	14.5	19.25	22.15
FCN-268D024-G/3*	1-24	1-25	1-73	38.5	43.25	46.15

DOCUMENT CONTROL SECTION

DATE

				TITLE microGiGaCN™ Cable I/O Jack thumbscrew type	
				DRAW.NO. DAPD-02-0062	
				CUST.	
04	Dec.20.'02			④ mark revised (1 place)	
EDIT.	DATE	DESIGN	CHECK	DESCRIPTION	
DESIG.			CHECK	APPR.	
				FUJITSU COMPONENT LIMITED	
				5 /	

A

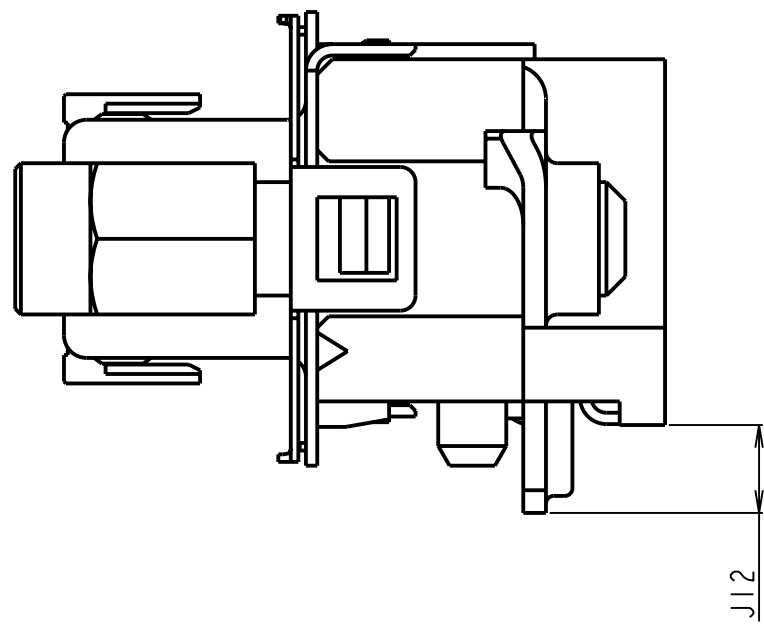
B

C

D

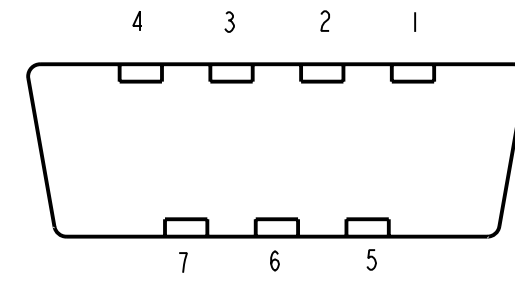
FCN-268D0**-G/*
Solder post length

FCN-268D0**-G/**
Key location



④ Table 6

Part No.	Key configuration #1
FCN-268D0**-G/**	None
FCN-268D0**-G/**#01	Append 2pcs.
FCN-268D0**-G/**#02	1, 3, 7
FCN-268D0**-G/**#03	1, 4, 6
FCN-268D0**-G/**#04	2, 4, 5
FCN-268D0**-G/**#05	2, 6, 7
FCN-268D0**-G/**#06	3, 5, 6



Key configuration #1

Table 5

Part No.	P.C.B. thickness	J12
FCN-268D0**-G/*0	1.6	2.325
FCN-268D0**-G/*1	2.4	3.125
FCN-268D0**-G/*3	4.0	4.725

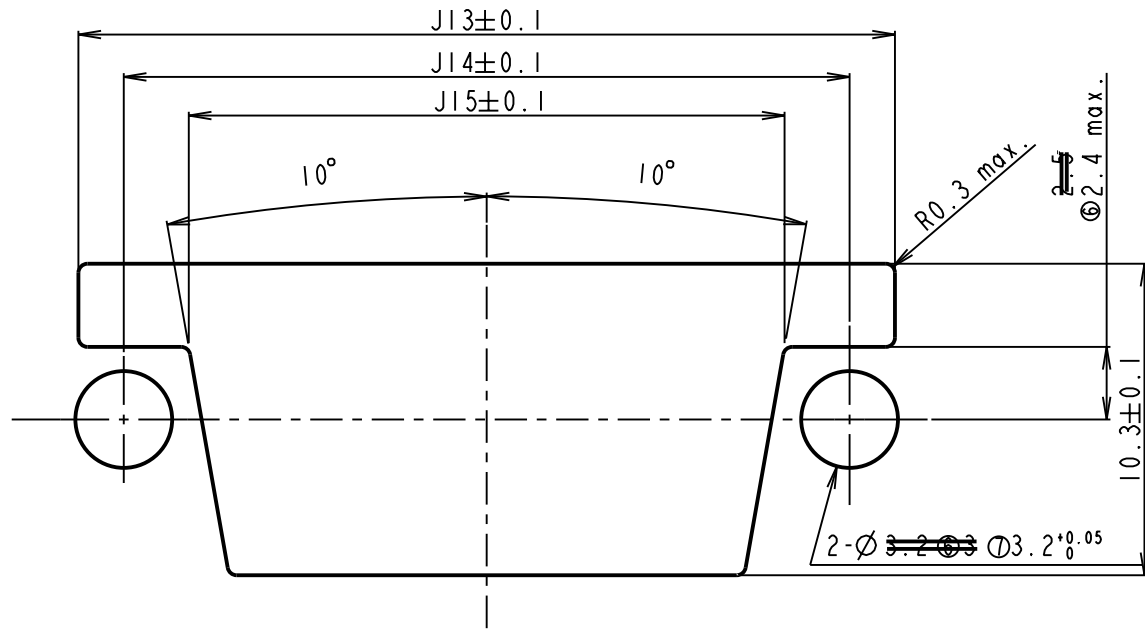
DOCUMENT CONTROL SECTION

DATE

/				TITLE microGiGaCN™ Cable I/O Jack thumbscrew type	
				DRAW.NO. DAPD-02-0062	
04	Dec.20 '02			④mark revised (1 place)	
EDIT.	DATE	DESIGN.	CHECK	DESCRIPTION	
DESIG.			CHECK	APPR.	
				FUJITSU COMPONENT LIMITED	
				6 /	

A

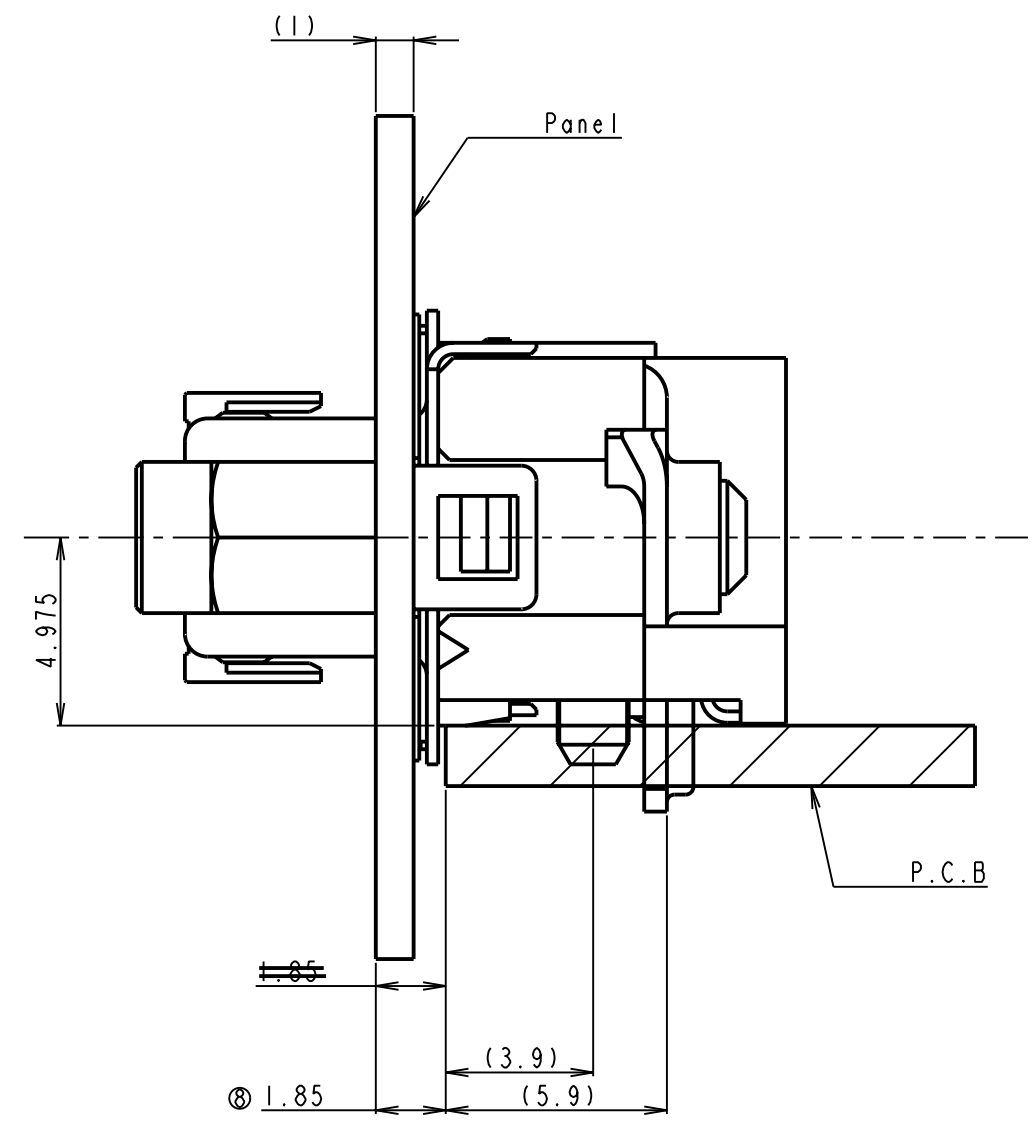
FCN-268D0**-G/**
panel cutout



Panel cutout
Recommended thickness of panel : 1±0.1mm

Table 7

Part No.	m	n	J13	J14	J15
FCN-268D008-G/**	1-8	1-9	27	24	19.7
FCN-268D024-G/**	1-24	1-25	51	48	43.7



Recommended panel cutout position

DOCUMENT CONTROL SECTION

DATE

Rem4) It is recommended that connector is used to be fixed with panel by hexagon screw.

08	Feb.22.'05			⑧ mark revised(1Place)	TITLE microGiGaCN™ Cable I/O Jack thumbscrew type
07	Aug.25.'04			⑦ mark revised(2Places)	DRAW.NO. DAPD-02-0062
06	Apr.01.'04			⑥ Added remark4 and revised dimension.(4places)	CUST.
EDIT.	DATE	DESIGN.	CHECK	DESCRIPTION	FUJITSU COMPONENT LIMITED
DESIG.			CHECK	APPR.	7 / #⑥

A

B

C

D

E

F

<Reference>
Metal Mask

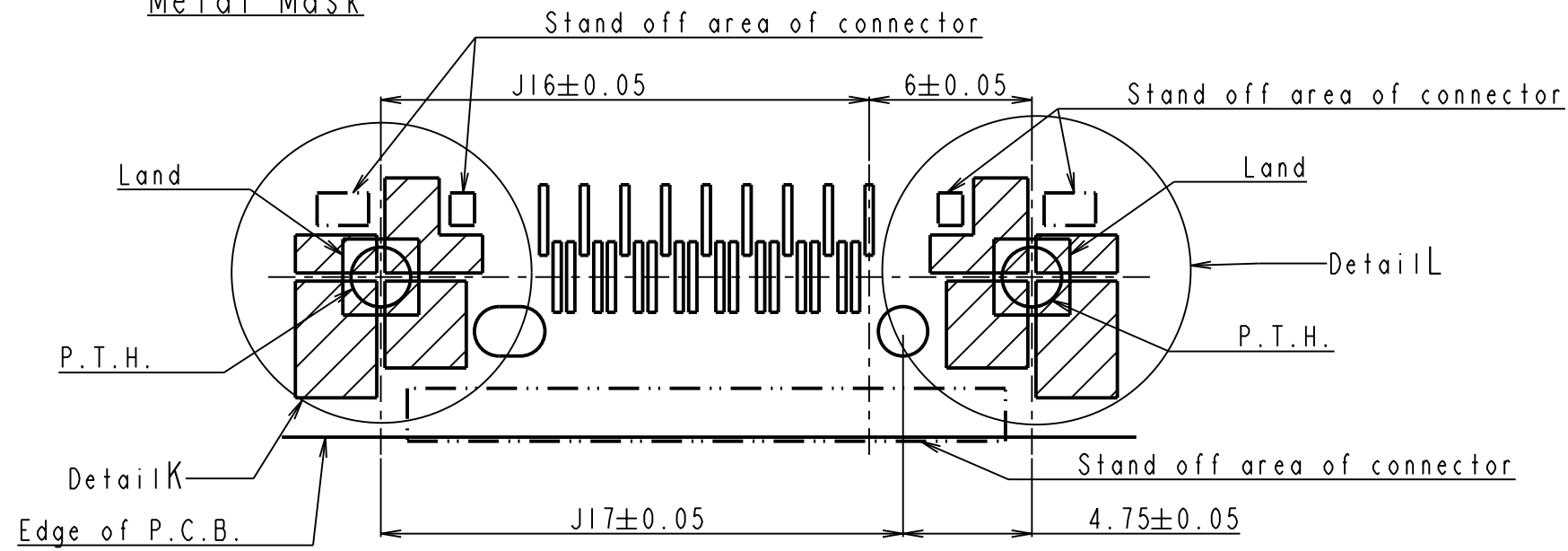
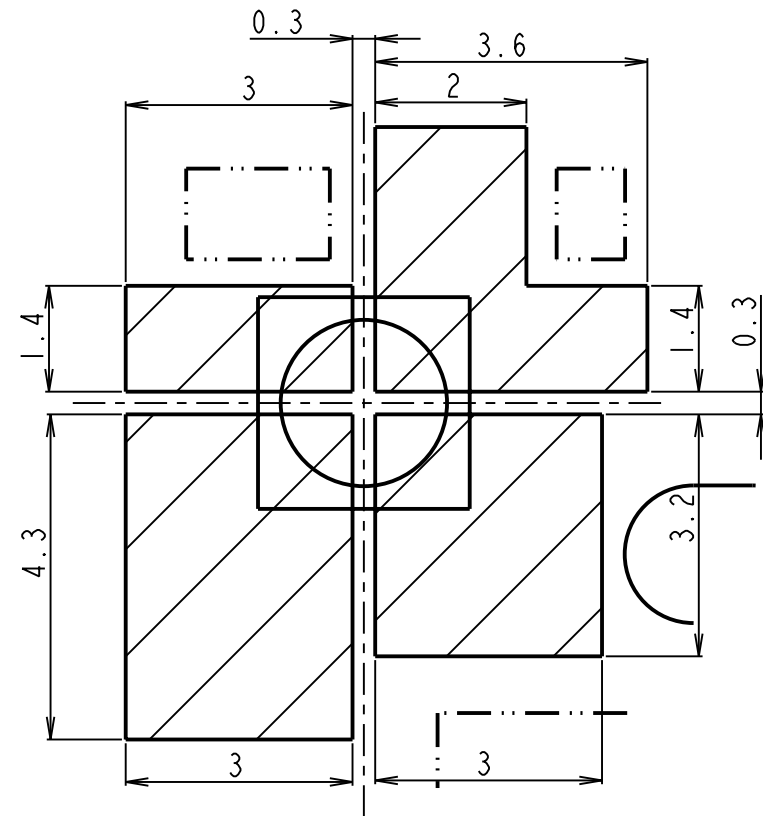
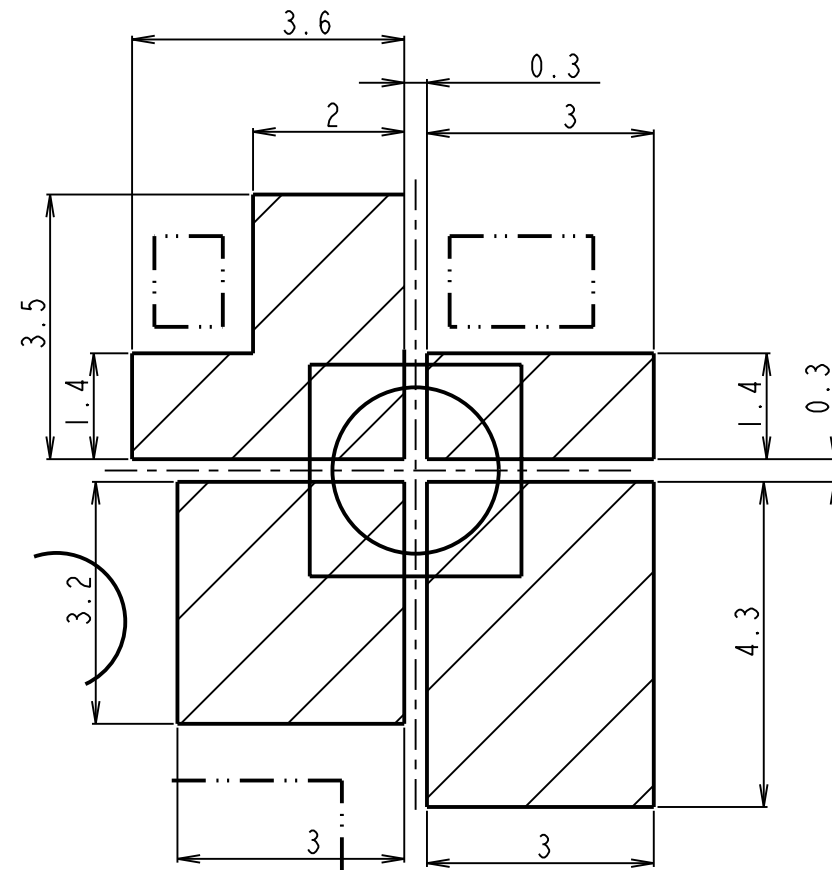


Table 8

	J16	J17
FCN-268D008-G/0*	18	-
FCN-268D008-G/1*		
FCN-268D008-G/2*	-	19.25
FCN-268D008-G/3*		
FCN-268D024-G/0*	42	-
FCN-268D024-G/1*		
FCN-268D024-G/2*	-	43.25
FCN-268D024-G/3*		



Detail K



Detail L


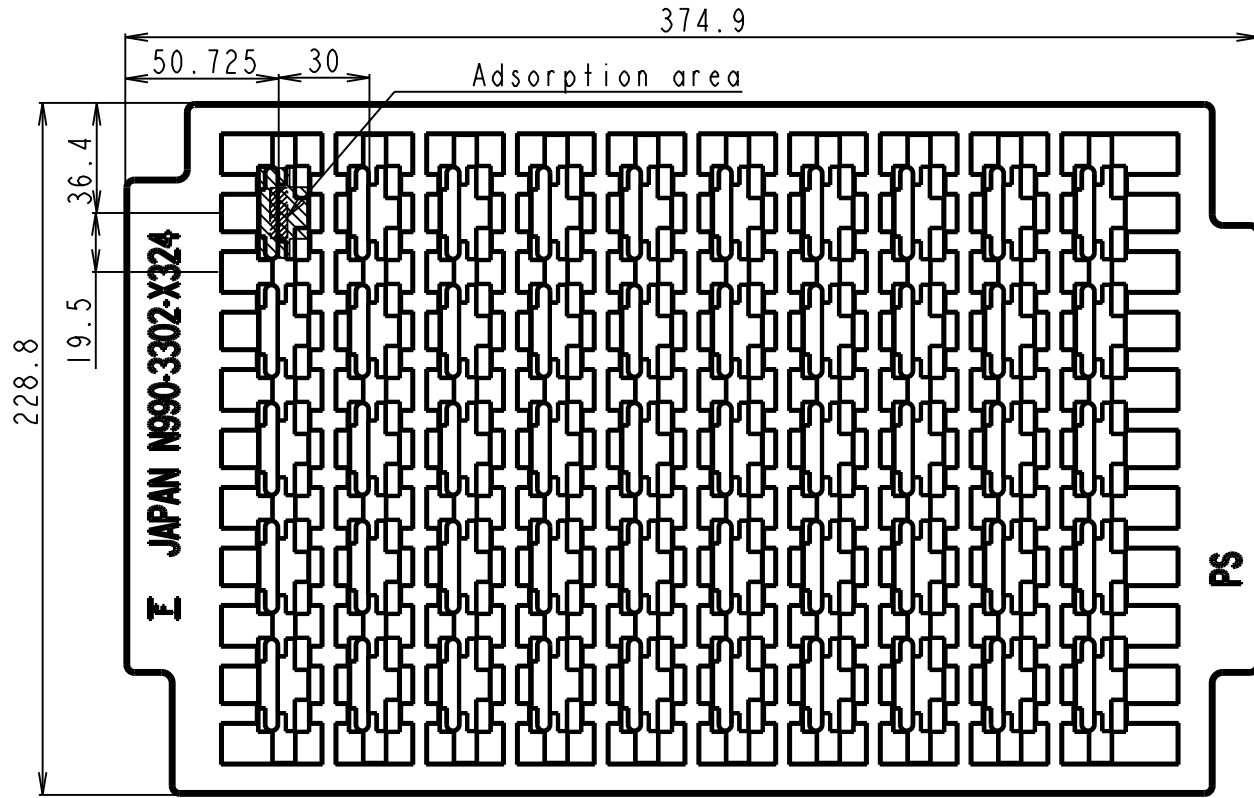
DOCUMENT CONTROL SECTION

DATE

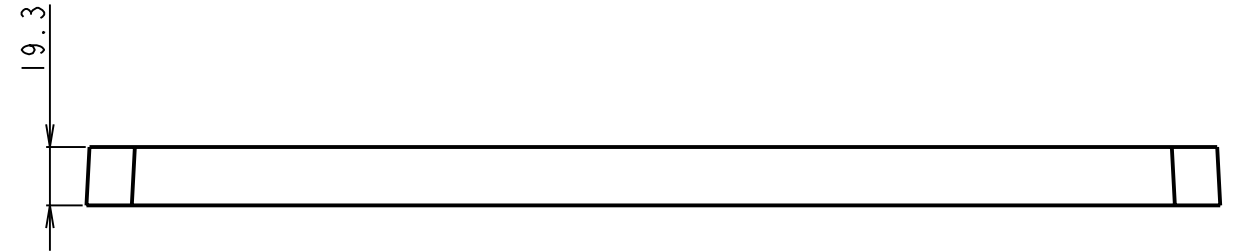
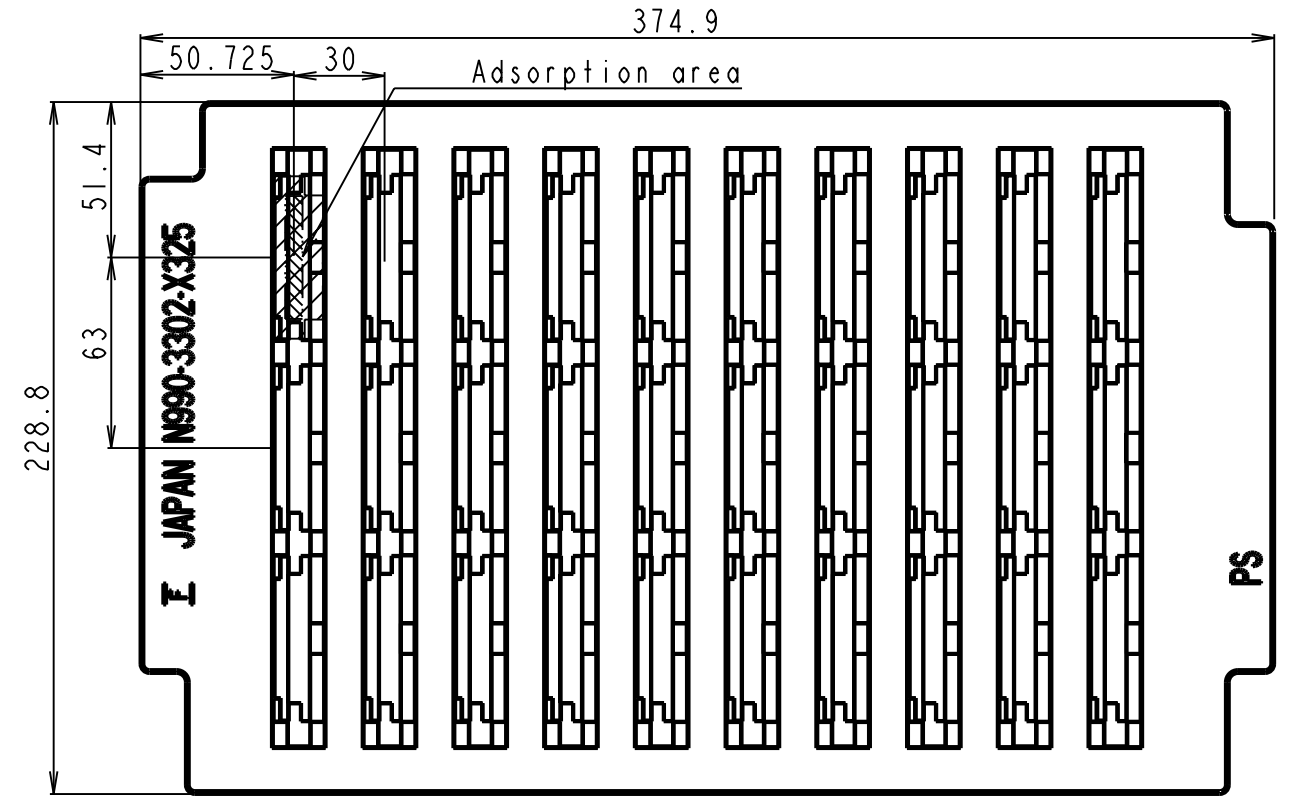
Rem6)The metal mask is recommended as following;
Thickness of metal mask : 0.15mm
Aperture ratio of metal mask : 100%
Rem5)After reflow mounting with this metal mask,fillet may not be formed on solder post.
It is recommended that solder posts are re-soldered by hand soldering.

				TITLE microGiGaCN™ Cable I/O Jack thumbscrew type	
				DRAW.NO. DAPD-02-0062	
				CUST.	
06	Apr.01.'04			Added this page.	
EDIT.	DATE	DESIGN.	CHECK	DESCRIPTION	
DESIG.			CHECK	APPR.	
				FUJITSU COMPONENT LIMITED	
				8 /	

Tray



8 pair



24 pair

DOCUMENT CONTROL SECTION

DATE

				TITLE microGiGaCN™ Cable I/O Jack thumbscrew type	
				DRAW.NO. DAPD-02-0062	
				CUST.	
06	Apr.01.'04	Added this page.		FUJITSU COMPONENT LIMITED	
EDIT.	DATE			DESIGN.	CHECK
DESIG.		CHECK		APPR	

X-ON Electronics

Largest Supplier of Electrical and Electronic Components

Click to view similar products for [I/O Connectors](#) category:

Click to view products by [Fujitsu](#) manufacturer:

Other Similar products are found below :

[571763P](#) [58098-0628](#) [72.250.1628.2](#) [72.250.2428.2](#) [74720-0505](#) [76.350.0729.0](#) [76871-1403](#) [FCN-244F080-G/1](#) [FCN-260A9920](#) [PCR-E36PM](#) [PCS-XE26MA+](#) [G38A71314B](#) [1571250010](#) [157-22500-3](#) [MS3471L14-19P L/C](#) [192991-0703](#) [172501-4002](#) [172501-6002](#) [FCN-260C008-A/L0](#) [FCN-260C024-AL0](#) [FCN-261Z008](#) [2000314-1](#) [200331-1](#) [PCR-E36FC+](#) [PCS-E28FS+](#) [PCS-XE26SLFD+](#) [PCS-XE26SLFDT+](#) [G730VID08BDC24](#) [HDR-E14MSG1+](#) [U90B2054081210](#) [UE86K842720321](#) [38113800006](#) [DP3AR020WQ1R200](#) [Z4.102.0680.0](#) [500-1040](#) [500-1052](#) [500-1054](#) [ZP-4008-66L](#) [0709821002](#) [DX40-20P\(55\)](#) [5554841-1](#) [MS3474W18-8P-LC*](#) [SM3106F14S-7S-LC](#) [U90B3054061110](#) [U65-E04-4020](#) [ZPF000000000097891](#) [557-262M2-06C](#) [747360449](#) [10099439-003C-TRLF](#) [10137239-0021LF](#)