


# POWER RELAY

## 1 POLE - 5A Slim Type

### NY Series

#### ■ FEATURES

- Slim type with 5 mm thickness
    - Suited for high density mounting
  - Low power consumption and high sensitivity
    - Nominal coil power: 120 mW
    - Operating power: 54 mW
  - UL and CSA recognized
  - High insulation
    - Surge voltage: 5,080V
    - Dielectric strength: 3,000VAC (coil and contacts)
  - SIL pitch terminals
  - Plastic sealed type, RTIII
  - Compatible with solid state I/O module type SN in size and pin (terminal) arrangement
  - Environmentally friendly cadmium free contact type
  - RoHS compliant.
- Please see page 6 for more information



#### ■ PARTNUMBER INFORMATION

[Example]      NY   P   -   12   W   -   K   -   IE  
                   (a) (b) (\*) (c) (d)    (e) (\*) (f)

(a)	Relay type	NY	: NY-Series
(b)	Mounting type	Nil P	: PCB board mounting type : Socket mounting type
(c)	Coil rated voltage	12	: 4.5.....24 VDC Coil rating table at page 3
(d)	Contact design	W	: Bifurcated contact
(e)	Enclosure	K	: Plastic sealed type, RTIII
(f)	Insulation	IE	: Conform to IEC standard

Note: Actual marking omits the hyphen (-) and IE of (\*)

## ■ SPECIFICATION

Item			NY	Remarks / Conditions
Contact Data	Configuration		1 form A (SPST-NO)	
	Construction		Bifurcated	
	Material		Gold overlay silver alloy (AgNi + Au)	
	Resistance (initial)		Max. 30 mΩ at 6 VDC, 1 A	
	Contact rating		5A, 250VAC / 30VDC	
	Max. carrying current		5A	
	Max. switching voltage		270VAC / 125 VDC	
	Max. switching power		750VA / 90W	
	Max. switching current		5A	
	Min. switching load *		1 mA, 5 VDC	
Life	Mechanical		Min. 20 x 10 <sup>6</sup> operations	
	Electrical		Min. 100 x 10 <sup>3</sup> operations (at 3A, 250VAC, 30VDC resistive) Min. 50 x 10 <sup>3</sup> operations (at 5A, 250VAC, 30VDC resistive)	
Coil Data	Rated power (at 20 °C)		120 mW	
	Operate power (at 20 °C)		54 mW	
	Operating temperature range		-40 °C to +90 °C (no frost)	
Timing Data	Operate (at nominal voltage)		Max. 10 ms (without bounce)	
	Release (at nominal voltage)		Max. 5 ms (without bounce)	
Insulation	Resistance (initial)		Min. 1,000MΩ at 500VDC	
	Dielectric strength	Open contacts	750VAC, 1min	
		Contacts to coil	3,000VAC, 1min	
	Surge strength	Coil to contacts	5,080V / 1.2 x 50μs standard wave	
	Clearance		Min. 3mm	
Creepage		Min. 3mm		
Other	Vibration resistance	Misoperation	10 to 55 to 10Hz single amplitude 0.75mm	Coil ON/OFF, 3 axes, total 6 cycles
		Endurance	10 to 55 to 10Hz single amplitude 0.25mm	Coil OFF, 3 axes, total 6 hours
	Shock	Misoperation	Min. 100m/s <sup>2</sup> (11 ± 1ms)	Coil ON/OFF, 3 axes, total 36 operations
		Endurance	Min. 1,000m/s <sup>2</sup> (6 ± 1ms)	Coil OFF, 3 axes, total 18 operations
	Weight		Approximately 3.5 g	
	Sealing		Plastic sealed, RTIII	

\* Minimum switching loads mentioned above are reference values. Please perform the confirmation test with actual load before production since reference values may vary according to switching frequencies, environmental conditions and expected reliability levels.

## ■ COIL RATING

Coil Code	Rated Coil Voltage (VDC)	Coil Resistance +/- 10% (Ohm)	Must Operate Voltage (VDC) *	Must Release-Voltage (VDC) *	Rated Power (mW)
4.5	4.5	169	3	0.45	120
5	5	208	3.35	0.5	
6	6	300	4	0.6	
9	9	675	6	0.9	
12	12	1,200	8	1.2	
18	18	2,700	12.1	1.8	
24	24	4,800	16.1	2.4	

Note: All values in the table are valid for 20°C and zero contact current.

\* Specified operate values are valid for pulse wave voltage.

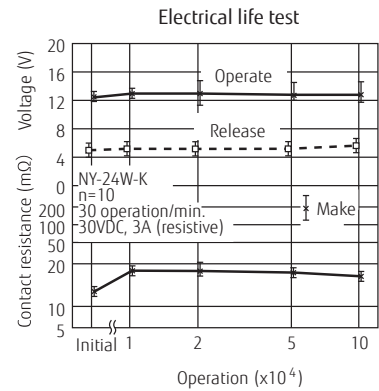
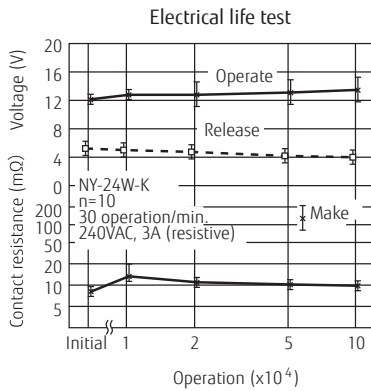
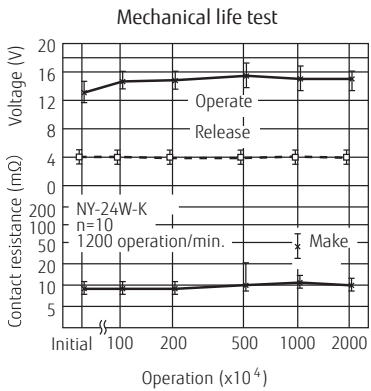
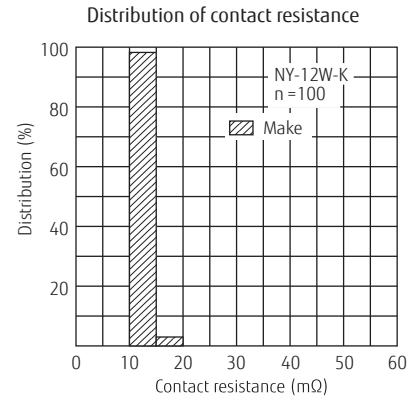
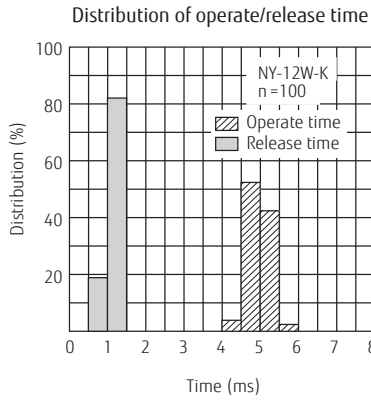
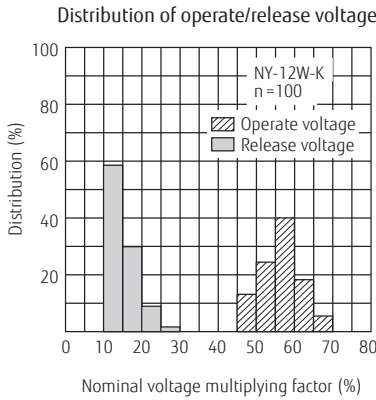
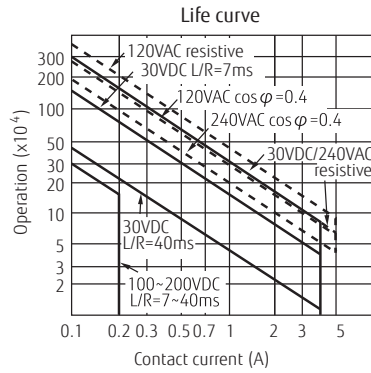
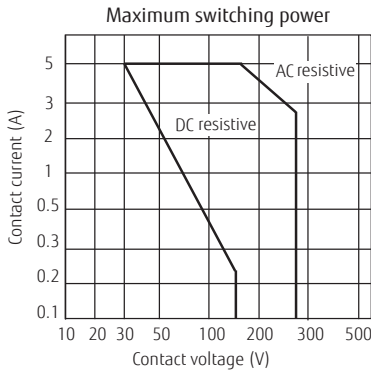
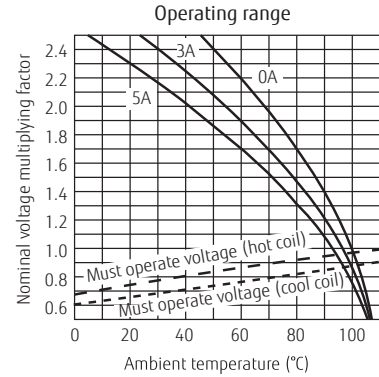
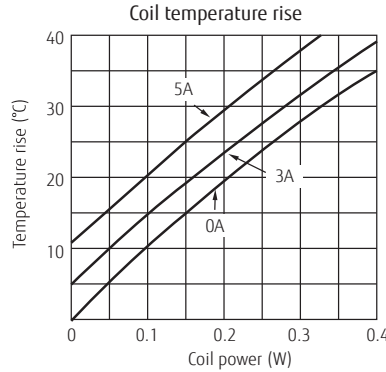
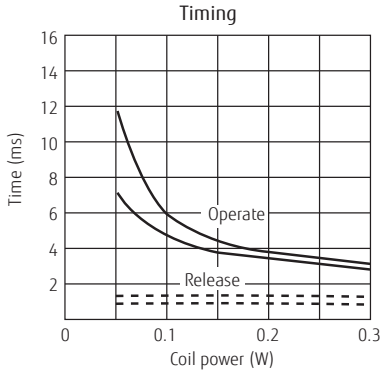
Please use at rated coil voltage. Please refer to characteristic data and set up adequate voltage in case of use at over voltage.

## ■ SAFETY STANDARDS

Type	Compliance	Contact rating
UL	UL 508 ANSI/ISA12.12.01 E56140, E199193	Flammability: UL 94-V0 (plastics)
		3A, 250VAC/30VDC (General use) 5A, 250VAC/30VDC (resistive)
CSA	C22.2 No. 14 LR 35579	1/8 HP, 250VAC/125VAC Pilot duty: C300, D150, R300

## CHARACTERISTIC DATA

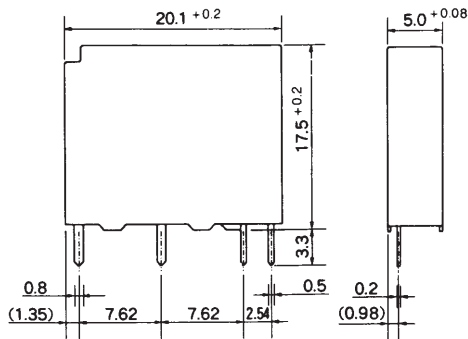
(Characteristic data is not guaranteed value but measured values of samples from production line.)



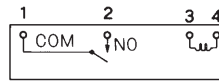
## ■ DIMENSIONS

NY type

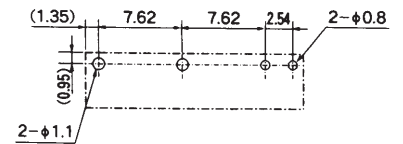
### ● Dimensions



### ● Schematics

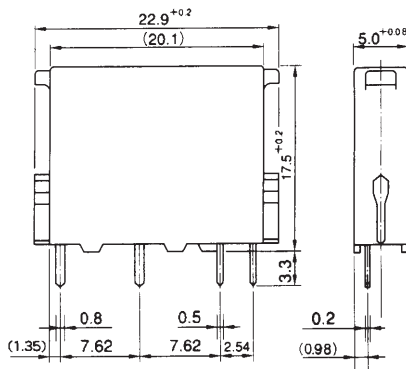


### ● PC board mounting hole layout (BOTTOM VIEW)

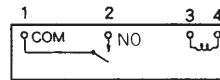


NYP type

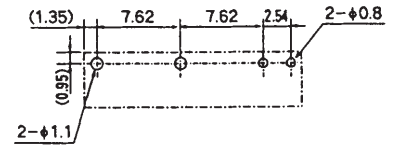
### ● Dimensions



### ● Schematics

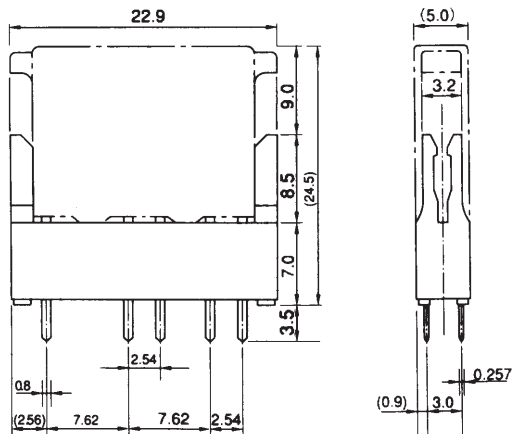


### ● PC board mounting hole layout (BOTTOM VIEW)

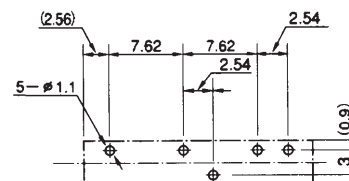


Socket type JL-5N

### ● Dimensions



### ● PC board mounting hole layout (BOTTOM VIEW)



Unit: mm

Note: Tolerance for PC board mounting hole/pad layout:  $\pm 0.1$ .  
 Note: Dimensions of the terminals do not include thickness of pre-solder.  
 Note: This datasheet provide only + tolerance for outer dimensions.  
 Please ask for specification in case you need other tolerances.

## Cautions

- All values mentioned in this datasheet are provided under ideal conditions. Please perform the confirmation test before actual use.
- Reflow soldering is prohibited.
- Do not use relays in the atmosphere with sulfide gas, chloride gas or nitric oxide. Contact resistance may increase.
- Do not use silicon or silicon-containing product or materials near relays. It may cause contact failure.

## RoHS Compliance and Lead Free Information

### 1. General Information

- All relays produced by Fujitsu Components are compliant with RoHS directive 2011/65/EU including amendments.
- Cadmium as used in electrical contacts is exempted from the RoHS directives. As per Annex III of directive 2011/65/EU.
- All relays are lead-free. Please refer to Lead-Free Status Info for older date codes at: <http://www.fujitsu.com/downloads/MICRO/fcai/relays/lead-free-letter.pdf>
- Lead free solder plating on relay terminals is Sn-3.0Ag-0.5Cu, unless otherwise specified. This material has been verified to be compatible with PbSn assembly process.

### 2. Recommended Lead Free Solder Condition

- Recommended solder Sn-3.0Ag-0.5Cu.

#### Flow Solder Condition:

Pre-heating: maximum 120°C within 90 sec

Soldering: dip within 5 sec. at 255°C ± 5°C solder bath

Relay must be cooled by air immediately after soldering

#### Solder by Soldering Iron:

Soldering Iron: 30-60W

Temperature: maximum 350-360°C

Duration: maximum 3 sec.

**We highly recommend that you confirm your actual solder conditions**

### 3. Moisture Sensitivity

- Moisture Sensitivity Level standard is not applicable to electromechanical relays, unless otherwise indicated.

### 4. Tin Whiskers

- Dipped SnAgCu solder is known as presenting a low risk to tin whisker development. No considerable length whisker was found by our in house test.

## Fujitsu Components International Headquarter Offices

<p><b>Japan</b> FUJITSU COMPONENT LIMITED Shinagawa Seaside Park Tower 19F, 12-4, Higashi-shinagawa 4-chome, Shinagawa-ku, Tokyo, 140-0002, Japan Tel: (81-3) 3450-1682 Fax: (81-3) 3474-2385 Email: fcl-contact@cs.jp.fujitsu.com Web: www.fujitsu.com/jp/fcl/</p>	<p><b>Asia Pacific</b> FUJITSU COMPONENTS ASIA, LTD. 102E Pasir Panjang Road #01-01 Citilink Warehouse Complex Singapore 118529 Tel: (65) 6375-8560 Fax: (65) 6273-3021 Email: fcal@sg.fujitsu.com Web: www.fujitsu.com/sg/products/devices/components</p>	<p><b>Korea</b> FUJITSU COMPONENTS KOREA LIMITED Alpha Tower #403, 645 Sampyeong-dong, Bundang-gu, Seongnam-si, Gyeonggi-do, 13524 Korea Tel: (82) 31-708-7108 Fax: (82) 31-709-7108 Email: fcal@sg.fujitsu.com www.fujitsu.com/sg/products/devices/components/</p>
<p><b>North and South America</b> FUJITSU COMPONENTS AMERICA, INC 2290 North First Street, Suite 212 San Jose, CA 95131, USA Tel: (1-408) 745-4900 Fax: (1-408) 745-4970 Email: components@us.fujitsu.com Web: us.fujitsu.com/components</p>	<p><b>China</b> FUJITSU ELECTRONIC COMPONENTS (SHANGHAI) CO., LTD. Unit 4306, InterContinental Center 100 Yu Tong Road, Shanghai 200070, China Tel: (86-21) 3253 0998 Fax: (86-21) 3253 0997 Email: fcal@sg.fujitsu.com Web: www.fujitsu.com/sg/products/devices/components</p>	
<p><b>Europe</b> FUJITSU COMPONENTS EUROPE B.V. Diamantlaan 25 2132 WV Hoofddorp Netherlands Tel: (31-23) 5560910 Fax: (31-23) 5560950 Email: info@fceu.fujitsu.com Web: www.fujitsu.com/uk/components</p>	<p><b>Hong Kong</b> FUJITSU COMPONENTS HONG KONG CO., LTD Unit 506, Inter-Continental Plaza No.94 Granville Road, Tsim Sha Tsui, Kowloon, Hong Kong Tel: (852) 2881-8495 Tex: (852) 2894-9512 Email: fcal@sg.fujitsu.com Web: www.fujitsu.com/sg/products/devices/components/</p>	

©2018 Fujitsu Components Europe B.V. All rights reserved. All trademarks or registered trademarks are the property of their respective owners.

The contents, data and information in this datasheet are provided by Fujitsu Component Ltd. as a service only to its user and only for general information purposes.

The use of the contents, data and information provided in this datasheet is at the users' own risk.

Fujitsu has assembled this datasheet with care and will endeavor to keep the contents, data and information correct, accurate, comprehensive, complete and up to date.

Fujitsu Components Europe B.V. and affiliated companies do however not accept any responsibility or liability on their behalf, nor on behalf of its employees, for any loss or damage, direct, indirect or consequential, with respect to this datasheet, its contents, data, and information and related graphics and the correctness, reliability, accuracy, comprehensiveness, usefulness, availability and completeness thereof.

Nor do Fujitsu Components Europe B.V. and affiliated companies accept on their behalf, nor on behalf of its employees, any responsibility or liability for any representation or warrant of any kind, express or implied, including warranties of any kind for merchantability or fitness for particular use, with respect to these datasheets, its contents, data, information and related graphics and the correctness, reliability, accuracy, comprehensiveness, usefulness, availability and completeness thereof. Rev. September 11, 2018

## X-ON Electronics

Largest Supplier of Electrical and Electronic Components

*Click to view similar products for [General Purpose Relays](#) category:*

*Click to view products by [Fujitsu](#) manufacturer:*

Other Similar products are found below :

[APF30318](#) [JVN1AF-4.5V-F](#) [PCN-105D3MHZ](#) [5JO-10000S-SIL](#) [5JO-1000CD-SIL](#) [5JO-400CD-SIL](#) [LY2S-AC220/240](#) [LYQ20DC12](#)  
[6031007G](#) [6131406HQ](#) [6-1393099-3](#) [6-1393099-8](#) [6-1393122-4](#) [6-1393123-2](#) [6-1393767-1](#) [6-1393843-7](#) [6-1415012-1](#) [6-1419102-2](#) [6-](#)  
[1423698-4](#) [6-1608051-6](#) [6-1608067-0](#) [6-1616170-6](#) [6-1616248-2](#) [6-1616282-3](#) [6-1616348-2](#) [6-1616350-1](#) [6-1616350-8](#) [6-1616358-7](#) [6-](#)  
[1616359-9](#) [6-1616360-9](#) [6-1616931-6](#) [6-1617039-1](#) [6-1617052-1](#) [6-1617090-2](#) [6-1617090-5](#) [6-1617347-5](#) [6-1617353-3](#) [6-1617801-8](#) [6-](#)  
[1617802-2](#) [6-1618107-9](#) [6-1618248-4](#) [M83536/1-027M](#) [CX-4014](#) [MAHC-5494](#) [MAVCD-5419-6](#) [703XCX-120A](#) [7-1393100-5](#) [7-1393111-7](#)  
[7-1393144-5](#) [7-1393767-8](#)