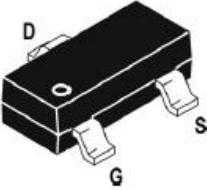
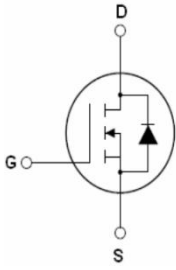




Description

<p>Product Summary</p> <ul style="list-style-type: none"> • VDS 20V • ID 3.2A • RDS(ON)(at VGS=4.5V) < 52mohm • RDS(ON)(at VGS=2.5V) < 68 mohm 	<p>General Description</p> <ul style="list-style-type: none"> • Trench Power LV MOSFET technology • High Power and current handing capability <p>Applications</p> <ul style="list-style-type: none"> • PWM application • Load switch
<p>Package</p> <div style="display: flex; justify-content: space-around; align-items: center;"> <div style="text-align: center;">  <p>SOT-23</p> </div> <div style="text-align: center;">  <p>Schematic Diagram</p> </div> </div>	

Absolute Maximum Ratings (TA=25°C unless otherwise noted)

Parameter	Symbol	Limit	Unit
Drain-source Voltage	VDS	20	V
Gate-source Voltage	VGS	±12	V
Drain Current	ID	TA=25°C @ Steady State	3.2
		TA=70°C @ Steady State	2.3
Pulsed Drain Current A	IDM	12	A
Total Power Dissipation @ TA=25°C	PD	0.84	W
Thermal Resistance Junction-to-Ambient @ Steady State B	RθJA	167	°C/W
Junction and Storage Temperature Range	TJ ,TSTG	-55~+150	°C



Electrical Characteristics (T_J=25°C unless otherwise noted)

Parameter	Symbol	Conditions	Min	Typ	Max	Units
Static Parameter						
Drain-Source Breakdown Voltage	BVDSS	VGS= 0V, ID=250μA	20			V
Zero Gate Voltage Drain Current	IDSS	VDS=20V, VGS=0V			1	μA
Gate-Body Leakage Current	IGSS	VGS= ±12V, VDS=0V			±100	nA
Gate Threshold Voltage	VGS(th)	VDS= VGS, ID=250μA	0.45	0.65	1.0	V
Static Drain-Source On-Resistance	RDS(ON)	VGS= 4.5V, ID=2.5A		39	52	mΩ
		VGS= 2.5V, ID=2.0A		46	68	
Diode Forward Voltage	VSD	IS=2.5A, VGS=0V			1.2	V
Maximum Body-Diode Continuous Current	IS				3.2	A
Dynamic Parameters						
Input Capacitance	Ciss	VDS=10V, VGS=0V, f=1MHZ		182		pF
Output Capacitance	Coss			22		
Reverse Transfer Capacitance	Crss			29		
Switching Parameters						
Total Gate Charge	Qg	VGS=4.5V, VDS=10V, ID=2.5A		3.5		nC
Gate Source Charge	Qgs			0.84		
Gate Drain Charge	Qgd			0.75		
Turn-on Delay Time	tD(on)	VGS=4.5V, VDD=10V, RL=1.5Ω, RGEN=3Ω		7.4		ns
Turn-on Rise Time	tr			56		
Turn-off Delay Time	tD(off)			17		
Turn-off Fall Time	tf			55		

A. Pulse Test: Pulse Width ≤ 300us, Duty cycle ≤ 2%.

B. Device mounted on FR-4 PCB, 1 inch x 0.85 inch x 0.062 inch.



Typical Performance Characteristics

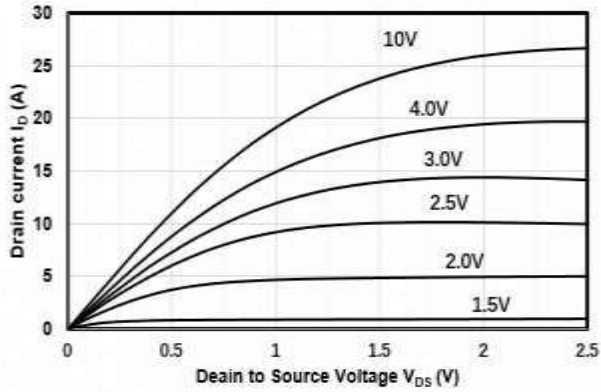


Figure1. Output Characteristics

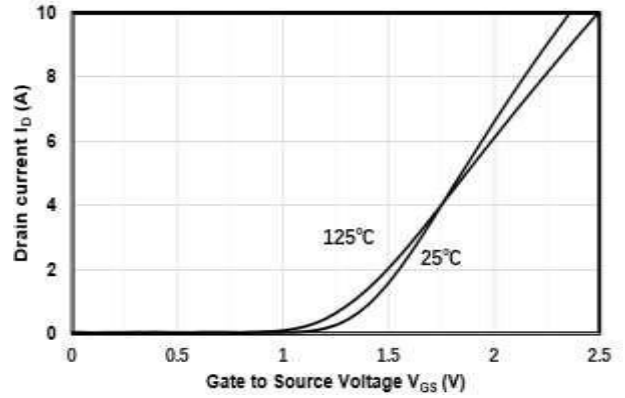


Figure2. Transfer Characteristics

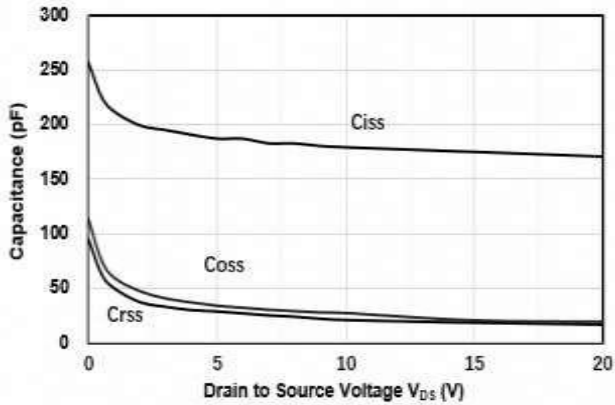


Figure3. Capacitance Characteristics

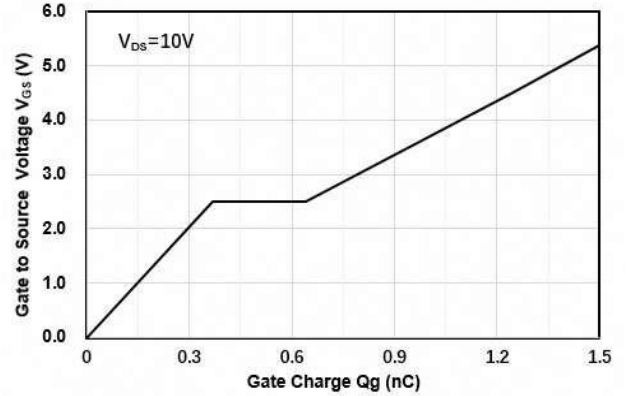


Figure4. Gate Charge

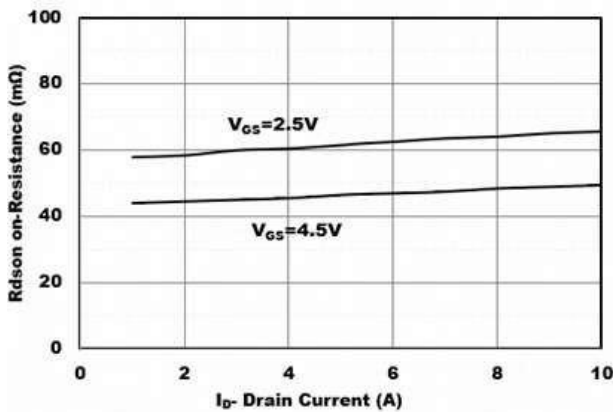


Figure5. Drain-Source on Resistance

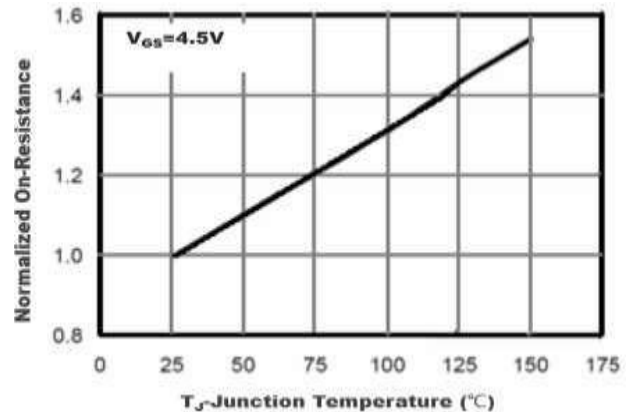


Figure6. Drain-Source on Resistance

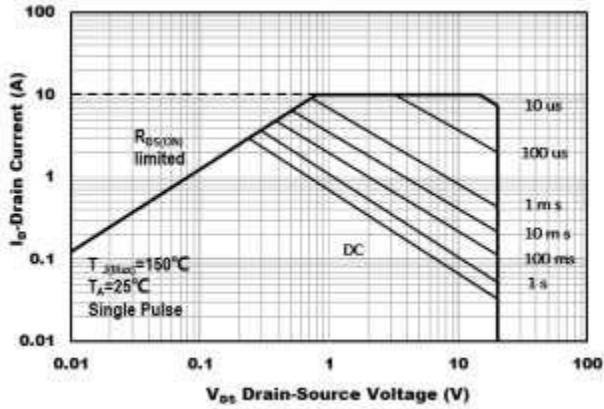


Figure7. Safe Operation Area

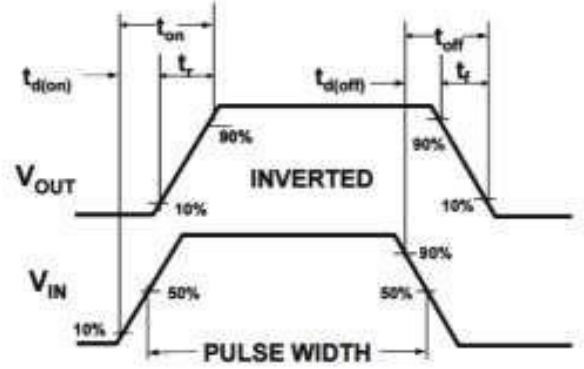
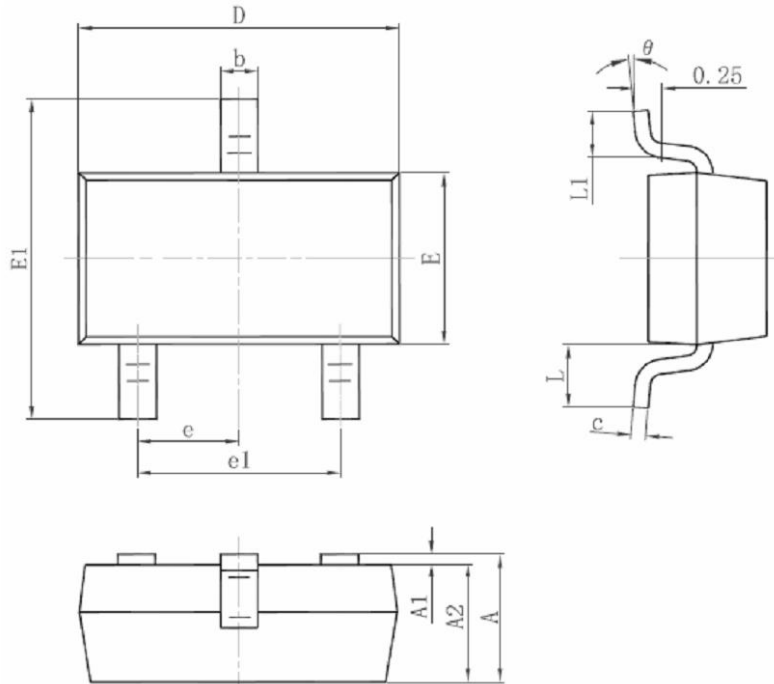


Figure8. Switching wave



Package Information.

➤ SOT23-3(小)



符号	毫米		英寸	
	最小	最大	最小	最大
A	0.900	1.150	0.035	0.045
A1	0.000	0.100	0.000	0.004
A2	0.900	1.050	0.035	0.041
b	0.300	0.500	0.012	0.020
c	0.080	0.150	0.003	0.006
D	2.800	3.000	0.110	0.118
E	1.200	1.400	0.047	0.055
E1	2.250	2.550	0.089	0.100
e	0.950 TYP.		0.037 TYP.	
e1	1.800	2.000	0.071	0.079
L	0.550 REF.		0.022 REF.	
L1	0.300	0.500	0.012	0.020
θ	0°	8°	0°	8°

X-ON Electronics

Largest Supplier of Electrical and Electronic Components

Click to view similar products for [MOSFET](#) category:

Click to view products by [Fuman](#) manufacturer:

Other Similar products are found below :

[614233C](#) [648584F](#) [MCH3443-TL-E](#) [MCH6422-TL-E](#) [FDPF9N50NZ](#) [NTNS3A92PZT5G](#) [IRFD120](#) [IRFF430](#) [JANTX2N5237](#) [2N7000](#)
[AOD464](#) [2SK2267\(Q\)](#) [2SK2545\(Q,T\)](#) [405094E](#) [423220D](#) [MIC4420CM-TR](#) [VN1206L](#) [614234A](#) [715780A](#) [SSM6J414TU,LF\(T](#) [751625C](#)
[IPS70R2K0CEAKMA1](#) [BSF024N03LT3 G](#) [PSMN4R2-30MLD](#) [TK31J60W5,S1VQ\(O](#) [2SK2614\(TE16L1,Q\)](#) [DMN1017UCP3-7](#)
[EFC2J004NUZTDG](#) [FCAB21350L1](#) [P85W28HP2F-7071](#) [DMN1053UCP4-7](#) [NTE2384](#) [NTE2969](#) [NTE6400A](#) [DMC2700UDMQ-7](#)
[DMN2080UCB4-7](#) [DMN61D9UWQ-13](#) [US6M2GTR](#) [DMN31D5UDJ-7](#) [SSM6P54TU,LF](#) [DMP22D4UFO-7B](#) [IPS60R3K4CEAKMA1](#)
[DMN1006UCA6-7](#) [DMN16M9UCA6-7](#) [STF5N65M6](#) [IRF40H233XTMA1](#) [IPSA70R950CEAKMA1](#) [IPSA70R2K0CEAKMA1](#) [STU5N65M6](#)
[C3M0021120D](#)