


# POWER TYPE

**RSU** 氧化金属膜电阻器  
METAL OXIDE FILM RESISTOR (Standard Type)

**RSS** 小型氧化金属膜电阻器  
METAL OXIDE FILM RESISTOR (Small Type)

**RSP** 超小型氧化金属膜电阻器  
METAL OXIDE FILM RESISTOR (Super Small Type)



- 涂装颜色 : Coating Color
- 标准品: Standard Type (Gray)
- 小型品: Small Type (Pink)
- 超小型品 : Super Small Type (Pink)
- 标示 : Marking
- 色码 : Color Code (1/4W、S1/2W)
- 文字 : Alphanumeric (1/2W~S5W)

## 特性 Feature

- ◎ 使用不燃性涂料, 具不燃与绝缘之安全特性(UL94 V-0)
- ◎ Flameproof and insulating coating designed to assure safe usage by special non-flammable silicon-base.  
(Equivalent to UL94 V-0)
- ◎ 小型化能高密度封装
- ◎ Small size are good for high density application.
- ◎ 高信赖性
- ◎ High reliability.
- ◎ 耐热性佳, 表面温升低
- ◎ High thermal stability and low surface temperature rise.
- ◎ 产品符合欧盟 RoHS 要求
- ◎ Products meet EU-RoHS.

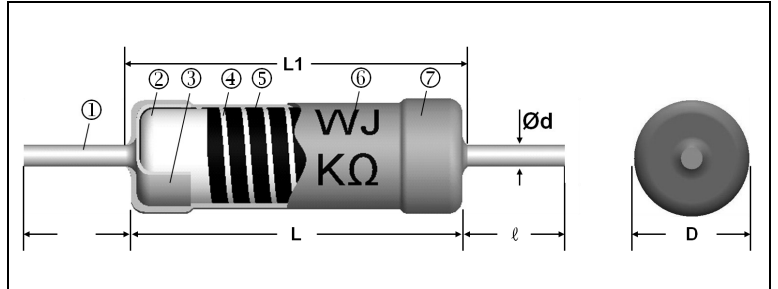
## 参考规格 Reference standards

- JIS C 5201-1

## 额定 Ratings

Rated Power (W)	阻值范围 Resistance Range (Ω)			最高使用电压 Max. Working Voltage	最高过负荷电压 Max. Overload Voltage	耐电压 Dielectric Withstanding Voltage	温度系数 T.C.R.	包装 Taping/Ammo, Forming/Bulk pack (pcs)					
	F±1% (E96)	G±2% (E24)	J±5% (E24)					A52	A64	A73	FT	YT	L
1/4, S1/2, P1	0.1 ~ 910K			250V	500V	250V	F±1%: ±100ppm/°C G±2%: ±200ppm/°C J±5%: ±350ppm/°C	2500	—	—	2000	—	2500
1/2, S1, P2	0.1 ~ 33K	0.1 ~ 470K						2000	—	—	2000	2000	2500
1, S2, P3	0.1 ~ 33K	0.1 ~ 750K		350V	700V	350V	1000	1000	—	1000	1000	1000	
2, S3, P5	0.1 ~ 33K	0.1 ~ 330K					500	500	500	—	1000	1000	
3, S5	0.1 ~ 33K	0.1 ~ 100K		500V	1000V	500V	—	—	—	—	—	200	

## 结构图 Construction



1	端子线	Lead wire	5	导电皮膜	Conductive film
2	瓷棒	Ceramic base	6	标示	Marking or color code
3	铁帽	Cap			
4	切割线	Helical cutting groove	7	绝缘涂料	Insulation coat

## 外型尺寸 Dimensions

Rated Power (W)	Dimensions (mm)					Weight (g) (1000pcs)
	L	L1 Max.	D	Ød	ℓ	
1/4, S1/2, P1	6.0±0.3	7	2.4±0.1	0.6±0.05 P2:0.8±0.05	28±2	210
1/2, S1, P2	9±0.5	11	3.0±0.5		28±3	285
1, S2, P3	12±1	15	4.0±0.5	0.8±0.05	38±3	728
2, S3, P5	16±1	18	5.5±0.5			1380
3, S5	25±1	28	8.5±0.5			3768

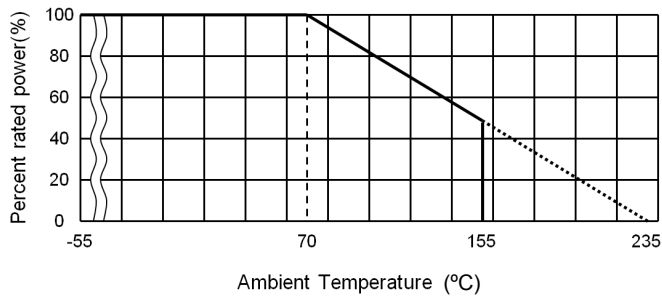
## 料号编码 Type composition

例 Example

RS	U	14	J	R100	A520	NH
型名 Type	品名 Size	额定功率 Rated Power	误差值 Tolerance	电阻值(Ω) Resistance	二次加工 Forming	端子线 Lead Wire
	U: Standard	14:1/4W	F±1%	R100=0.1	See table below	热镀线 Heat plated
	S: Small	12:1/2W	G±2%	1R00=1		
	P: Super small	01:1W	J±5%	10R0=10		
		02:2W		1000=100		
		03:3W		1001=1K		
		05:5W		1002=10K		
				1003=100K		

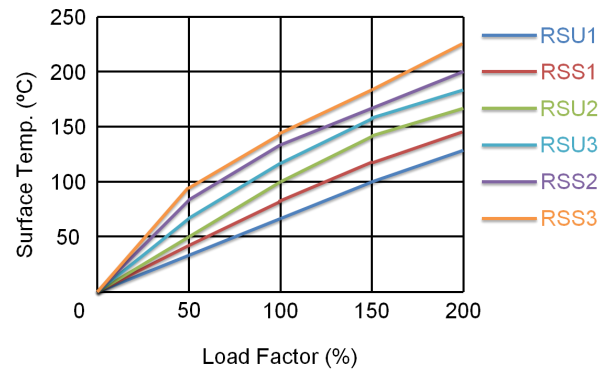
### ■ 额定温度下降曲线图 Derating curve

例 Example



### ■ 表面温度上升

Surface Temperature Rise Vs. Loaded Power



### ■ 二次加工对应表 Taping & Forming Matrix

Rated Power (W)	Taping			Radial Taping		L Forming					C Forming				F Forming				M Forming			D Forming		
	A52	A64	A73	FT	YT	L10	L12.5	L15	L20	L30	C12.5	C15	C20	C30	FA5	FB5	FC5	FD5	M12.5	M15	M20	D12.5	D15	D20
1/4,S1/2,P1	○	-	-	○	-	○	-	-	-	-	-	-	-	-	-	○	-	-	-	-	-	-	-	-
1/2,S1,P2	○	-	-	○	○	-	○	-	-	-	○	-	-	-	○	○	○	○	○	-	-	○	-	-
1,S2,P3	○	-	-	○	○	-	-	○	-	-	-	○	-	-	○	○	○	○	-	○	-	-	○	-
2,S3,P5	○	○	○	-	○	-	-	-	○	-	-	-	○	-	○	○	○	○	-	-	○	-	-	○
3,S5	-	-	-	-	-	-	-	-	-	○	-	-	-	○	-	-	-	-	-	-	-	-	-	-

### ■ 性能 Performance

试验项目 Test Items	规格值 Performance Requirements	试验方法 Test Methods
电阻值 Resistance	规定的误差值内 Within specified tolerance	测量点从端盖 10mm Measuring points are 10mm from the end cap
温度系数 T.C.R.	规定值内 Within specified T.C.R.	室温+100°C Room temperature +100°C
短时间过负荷 Short time overload	±(1%+0.05Ω)	6.25 倍额定功率, 5 秒 6.25 times the rated power for 5 seconds
负荷寿命 Load life	±(5%+0.1Ω)	Rated voltage at 70°C for 1,000 hours 1.5hr ON / 0.5hr OFF Cycles
耐湿负荷寿命 Load life in humidity	±(5%+0.1Ω)	10% rate power load 40°C, 95% RH for 1,000 hours; 1.5h ON / 0.5h OFF cycle
耐湿性 Moisture resistance	±(1%+0.05Ω)	40°C · 95% RH · 240 小时 40°C, 95% RH for 240 hours
温度循环 Temperature cycle	±(1%+0.05Ω)	5 cycles for -25°C (30min) : room temp. (30min) ~ +85°C (30min) room temp. (30min)
断续过负荷 Intermittent overload	±(5%+0.1Ω)	Applicable more than 100Ω : Rated voltage ×3 1s ON / 25s OFF , 10,000 cycles
焊锡耐热 Resistance to soldering heat	±(1%+0.05Ω)	260°C ± 5°C for 10 seconds (焊锡槽) 350°C ± 10°C for 3.5 seconds (手焊锡)
绝缘电阻 Insulation resistance	>1,000MΩ	500V 绝缘测试 1 分钟 500V insulation test 1min.

## X-ON Electronics

Largest Supplier of Electrical and Electronic Components

*Click to view similar products for [Thick Film Resistors - Through Hole](#) category:*

*Click to view products by [Futaba](#) manufacturer:*

Other Similar products are found below :

[M8340104K3300GCD03](#) [M8340105K3300GGD03](#) [M8340105K3922FGD03](#) [M8340107K2401GCD03](#) [M8340109K1002JCD03](#)

[M8340109K1003GCD03](#) [MP850-3.00-1%](#) [ARC3.11 2M J A](#) [M8340105K1003GCD03](#) [M8340105M2201GCD03](#) [M8340107M7501GCD03](#)

[M8340108K2051FCD03](#) [M8340108K7501GCD03](#) [M8340108M5100JGD03](#) [M8340109K1000GCD03](#) [MOX-GRD-001](#)

[M8340102M4701GBD04](#) [M8340102K1002GBD04](#) [M8340109K2002GGD03](#) [M8340108K2002FGD03](#) [OE1305](#) [MS-221-82R5](#) [MOX-](#)

[750231004DE](#) [MOX-4-127505J](#) [SM102034504FE](#) [MOX300002206FE](#) [MOX-400233004F](#) [MOX300001005BE](#) [SM104066008J](#) [MOX-](#)

[400262008PE](#) [MOX-400232506FE](#) [MOX-400234007FE](#) [MOX-400221006G](#) [MOX-750235006ME](#) [SM103032506FE](#) [SM202022005FE](#)

[MOX1125231002FE](#) [MOX-1-122504F](#) [MOX-400225003F](#) [MOX1125731008FE](#) [MOX-5-126002JE](#) [MS176-2.20M-1%](#) [MOX-830212453BE](#)

[TRHE01A270RJ2E](#) [TRHE01A560RJ2E](#) [TRHP01A200RF2E](#) [TRHP01A5001F2E](#) [MG715-2.40M-1%](#) [MS214-20.0K-1%](#) [MF0W4FF4702A50](#)