

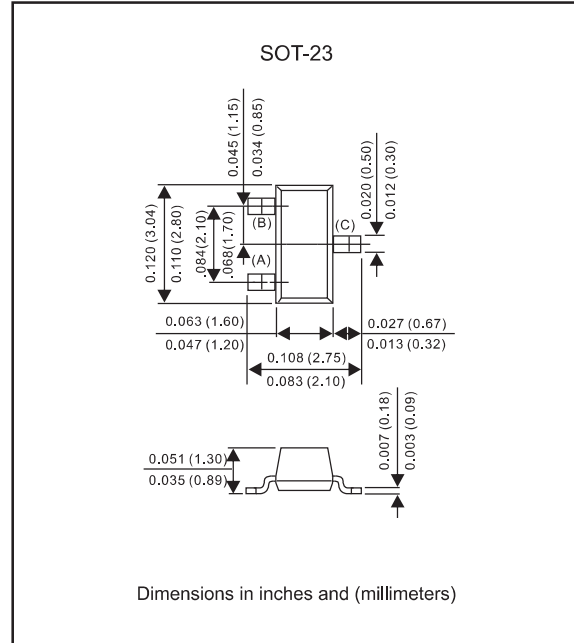
Features

- Fast speed switching.
- For general purpose switching application.
- High conductance.
- Silicon epitaxial planar chip.
- Lead-free parts meet RoHS requirements.

Mechanical data

- Epoxy:UL94-V0 rated flame retardant
- Case : Molded plastic, SOT-23
- Terminals : Solder plated, solderable per MIL-STD-750, Method 2026
- Mounting Position : Any

Package outline



Maximum ratings (AT $T_A=25^{\circ}\text{C}$ unless otherwise noted)

PARAMETER	SYMBOL	BAL99	BAV99	BAW56	BAV70	UNIT
Reverse Voltage	V_R	70				V
Forward Current	I_F	100	215	200		mA
Peak Forward Surge Current	I_{FM}	500				mA
Non-Repetitive Peak Forward Surge Current @ $t=1.0\mu\text{s}$ @ $t=1.0\text{s}$	I_{FSM}	2.0 1.0				A

Thermal Characteristics

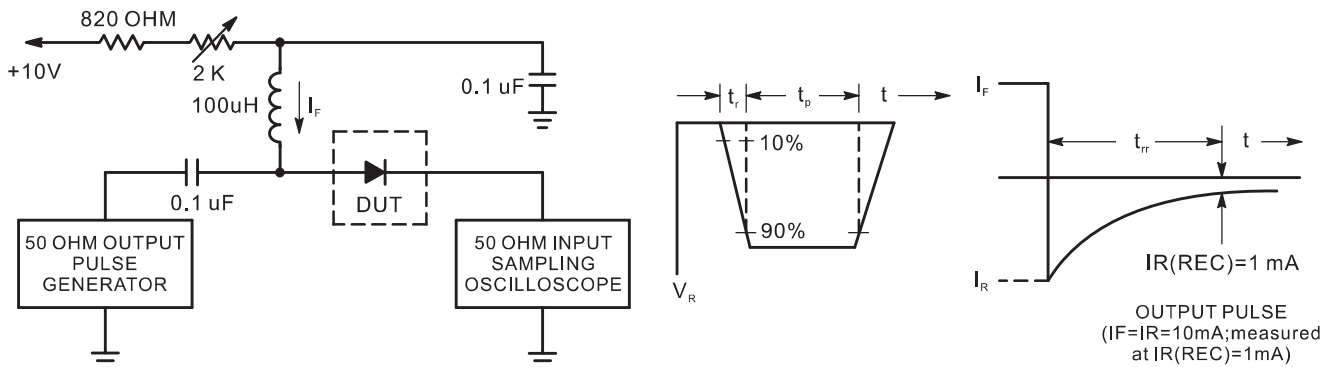
PARAMETER	SYMBOL	MAX.	UNIT
Total Device Dissipation FR-5 Board* ¹ , $T_A = 25^{\circ}\text{C}$ Derate Above 25°C	P_D	225 1.8	mW mW/ $^{\circ}\text{C}$
Thermal Resistance Junction to Ambient	$R_{\theta JA}$	556	$^{\circ}\text{C}/\text{W}$
Total Device Dissipation Alumina Substrate* ² , $T_A = 25^{\circ}\text{C}$ Derate Above 25°C	P_D	300 2.4	mW mW/ $^{\circ}\text{C}$
Thermal Resistance Junction to Ambient	$R_{\theta JA}$	417	$^{\circ}\text{C}/\text{W}$
Operating Temperature Range	T_J	-55 ~ +150	$^{\circ}\text{C}$
Storage Temperature Range	T_{STG}	-65 ~ +150	$^{\circ}\text{C}$

1. FR-5 = 1.0 x 0.75 x 0.062 in.
2. Alumina = 0.4 x 0.3 x 0.024 in. 99.5% alumina.

Electrical Characteristics (AT $T_A=25^\circ\text{C}$ unless otherwise noted)

PARAMETER	SYMBOL	MIN.	MAX.	UNIT
Reverse Breakdown Voltage($I_{BR}=100\mu\text{A}$)	V_{BR}	70		V
Reverse Voltage Leakage Current (at $V_R = 70\text{V}$, $T_J=25^\circ\text{C}$)BAL99/BAV99/BAW56/BAV70 (at $V_R = 25\text{V}$, $T_J=150^\circ\text{C}$)BAL99/BAV99/BAW56 (at $V_R = 25\text{V}$, $T_J=150^\circ\text{C}$)BAV70 (at $V_R = 70\text{V}$, $T_J=150^\circ\text{C}$)BAL99/BAV99/BAW56 (at $V_R = 70\text{V}$, $T_J=150^\circ\text{C}$)BAV70	I_R		2.5 30 60 50 100	μA
Diode Capacitance($V_R = 0\text{V}$, $f = 1.0\text{MHz}$) BAL99/BAV99/BAV70 BAW56	C_D		1.5 2.0	pF
Reverse Recovery Time($I_F = I_R = 10\text{mA}$, $V_R = 5.0\text{Vdc}$, $I_R(\text{REC}) = 1.0\text{mA}$, $R_L = 100_{\text{OHM}}$)	t_{rr}		6.0	ns
Forward Voltage (at $I_F = 1.0\text{mA}$) (at $I_F = 10\text{mA}$) (at $I_F = 50\text{mA}$) (at $I_F = 150\text{mA}$)	V_F		715 855 1000 1250	mV

Recovery Time Equivalent Test Circuit



- Notes :
1. A2.0 Kohm variable resistor adjusted for a forward Current (I_F) of 10mA.
 2. Input pulse is adjusted so $I_R(\text{peak})$ is equal to 10 mA.
 3. $t_p \gg t_{rr}$.

Rating and characteristic curves

FIG.1-TYPICAL FORWARD CHARACTERISTICS

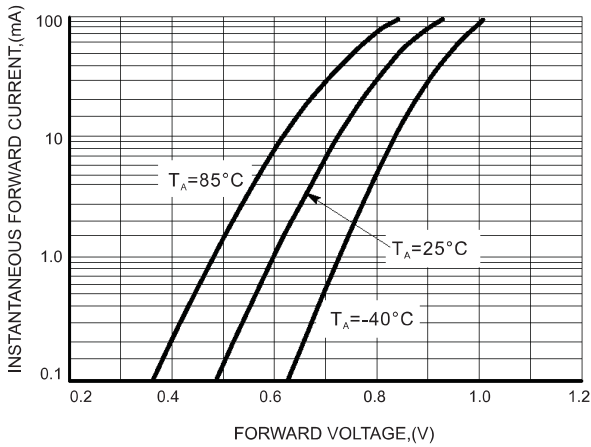


FIG.2 - TYPICAL REVERSE CHARACTERISTICS

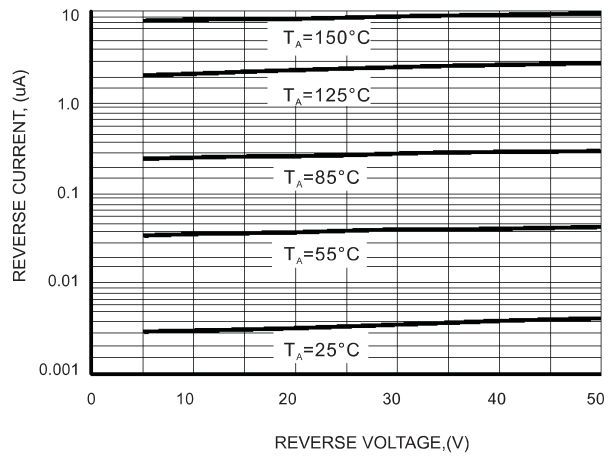


FIG.3a - TYPICAL DIODE CAPACITANCE BAL99/BAV99/BAV70

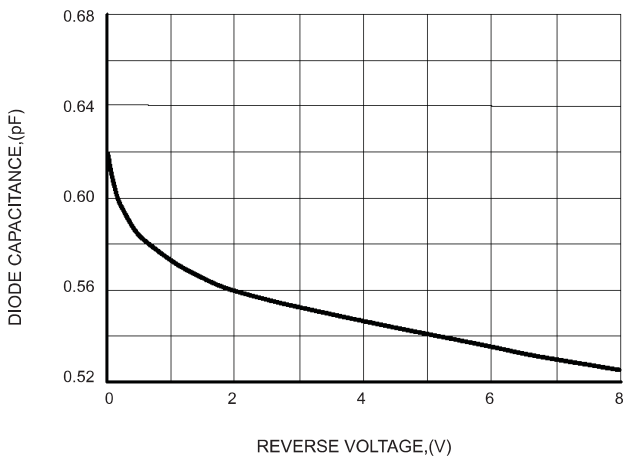
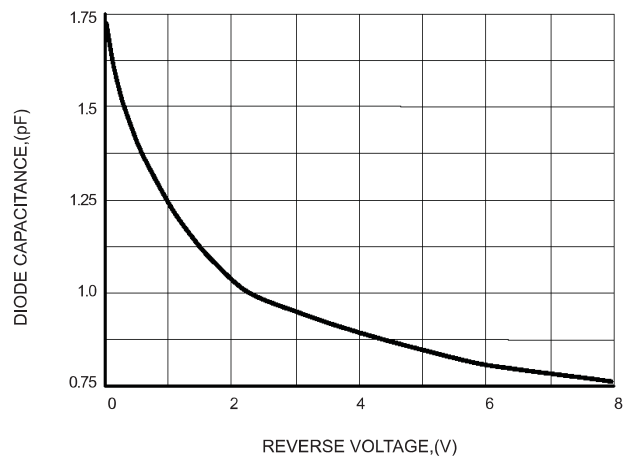
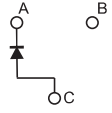
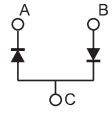
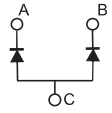
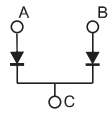


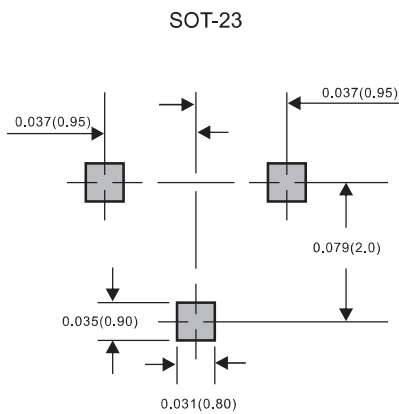
FIG.3b - TYPICAL DIODE CAPACITANCE BAW56



Pinning information

Type number	Marking code	Symbol
BAL99	A6	
BAV99	A7	
BAW56	A1	
BAV70	A4	

Suggested solder pad layout



Dimensions in inches and (millimeters)

X-ON Electronics

Largest Supplier of Electrical and Electronic Components

Click to view similar products for [Diodes - General Purpose, Power, Switching category:](#)

Click to view products by [FUXINSEMI manufacturer:](#)

Other Similar products are found below :

[MMBD3004S-13-F](#) [RD0306T-H](#) [BAV17-TR](#) [BAV19-TR](#) [1N3611](#) [NTE156A](#) [NTE574](#) [NTE6244](#) [1SS181-TP](#) [1SS193,LF](#) [1SS400CST2RA](#)
[SDAA13](#) [SHN2D02FUTW1T1G](#) [LS4151GS08](#) [1N4449](#) [1N456A](#) [1N4934-E3/73](#) [1N914B](#) [1N914BTR](#) [1SS226-TP](#) [RFUH20TB3S](#)
[D291S45T](#) [BAV300-TR](#) [BAW56DWQ-7-F](#) [BAW75-TAP](#) [MM230L-CAA](#) [IDW40E65D1](#) [JAN1N3600](#) [LL4151-GS18](#) [053684A](#)
[SMMSD4148T3G](#) [707803H](#) [NSVDAN222T1G](#) [CDSZC01100-HF](#) [LL4150-M-08](#) [1N4454-TR](#) [BAV199E6433HTMA1](#) [BAS28-7](#)
[BAW56HDW-13](#) [BAS28 TR](#) [VS-HFA04SD60STR-M3](#) [NSVM1MA152WKT1G](#) [RGP30D-E3/73](#) [BAV99TQ-13-F](#) [BAS21DWA-7](#)
[BAV99HDW-13](#) [NTE6250](#) [NTE582-4](#) [NTE582-6](#) [MMDB30-E28X](#)