

Product Summary

Symbol	Value	Unit
$I_{T(RMS)}$	4.0	A
$V_{DRM} V_{RRM}$	600 / 800	V
V_{TM}	1.55	V


Feature

With high ability to withstand the shock loading of large current, With high commutation performances, 4 quadrants products especially recommended for use on inductive load.

Application

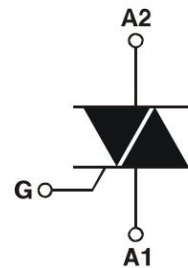
Washing machine, vacuums, massager, solid state relay, AC Motor speed regulation and so on.

Package

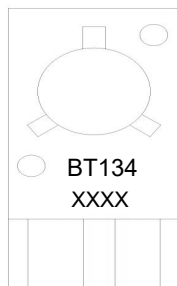


TO-126

Circuit diagram



Marking



Absolute maximum ratings (Ta=25°C unless otherwise noted)

Parameter	Symbol	Value	Unit	
Repetitive peak off-state voltage	V_{DRM}	600 / 800	V	
Repetitive peak reverse voltage	V_{RRM}	600 / 800	V	
RMS on-state current	$I_{T(RMS)}$	4	A	
Non repetitive surge peak on-state current (full cycle, F=50Hz)	I_{TSM}	25	A	
I^2t value for fusing (tp=10ms)	I^2t	3.1	A ² s	
Critical rate of rise of on-state current ($I_G = 2 \times I_{GT}$)	di_T/dt	I - II - III	50	A/ μ s
		IV	10	
Peak gate current	I_{GM}	2	A	
Average gate power dissipation	$P_{G(AV)}$	0.5	W	
Junction Temperature	T_J	-40 ~ +125	°C	
Storage Temperature	T_{STG}	-40 ~ +150	°C	

Electrical characteristics (TA=25°C, unless otherwise noted)

Parameter	Symbol	Test Condition	Value	Unit	
Gate trigger current	I_{GT}	$V_D = 12V$ $I_T = 0.1A$ $T_J = 25^\circ C$	I - II - III	MAX. 10	mA
			IV	25	
Gate trigger voltage	V_{GT}	I - II - III - IV	MAX. 1.3	V	
Gate non-trigger voltage	V_{GD}	$V_D = V_{DRM}$ $T_J = 125^\circ C$	MIN. 0.2	V	
latching current	I_L	$V_D = 12V$ $I_{GT} = 0.1A$ $T_J = 25^\circ C$	I - III - IV	MAX. 15	mA
			II	20	
Holding current	I_H	I - II - III - IV	MAX. 15	mA	
Critical-rate of rise of commutation voltage	dV_D/dt	$V_D = 2/3V_{DRM}$ Gate Open $T_J = 125^\circ C$	MIN. 20	V/ μ s	
STATIC CHARACTERISTICS					
Forward "on" voltage	V_{TM}	$I_{TM} = 6A$ tp=380 μ s	MAX. 1.55	V	
Repetitive Peak Off-State Current	I_{DRM}	$V_D = V_{DRM}$ $V_R = V_{RRM}$	$T_J = 25^\circ C$	MAX. 5	μ A
Repetitive Peak Reverse Current	I_{RRM}		$T_J = 125^\circ C$	MAX. 500	μ A
THERMAL RESISTANCES					
Thermal resistance	Rth(j-c)	Junction to case(AC)	TYP. 3	°C/W	
	Rth(j-a)	Junction to ambient	TYP. 100	°C/W	

Typical Characteristics

FIG.1: Maximum power dissipation versus RMS on-state current (full cycle)

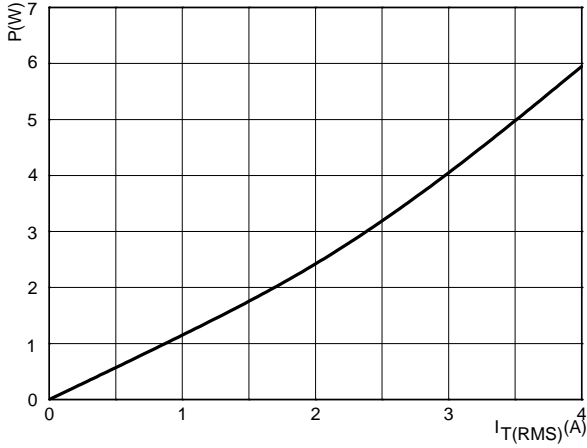


FIG.2: RMS on-state current versus case temperature (full cycle)

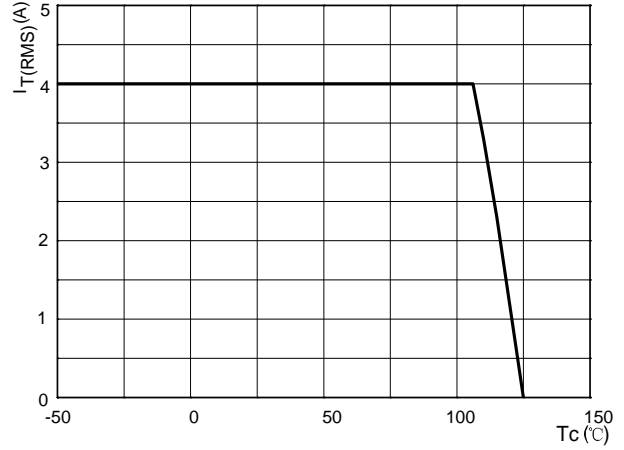


FIG.3: Surge peak on-state current versus number of cycles

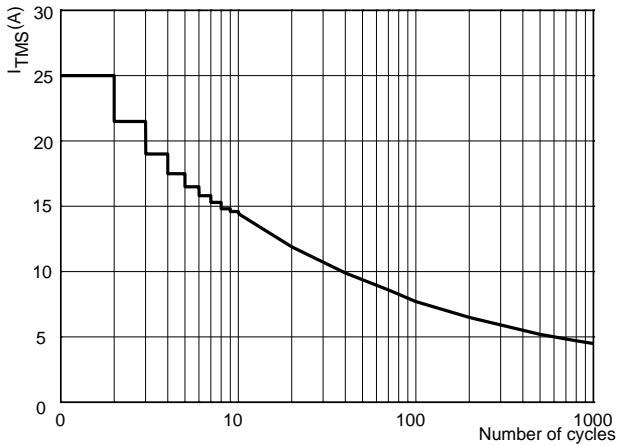


FIG.4: On-state characteristics (maximum values)

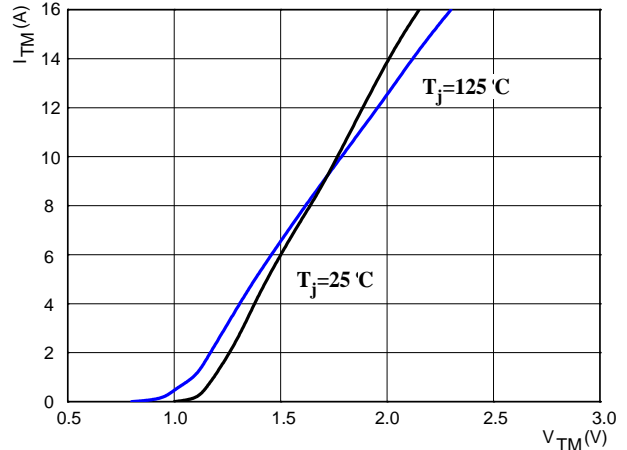


FIG.5: Non-repetitive surge peak on-state current for a sinusoidal pulse with width $t_p < 10\text{ms}$

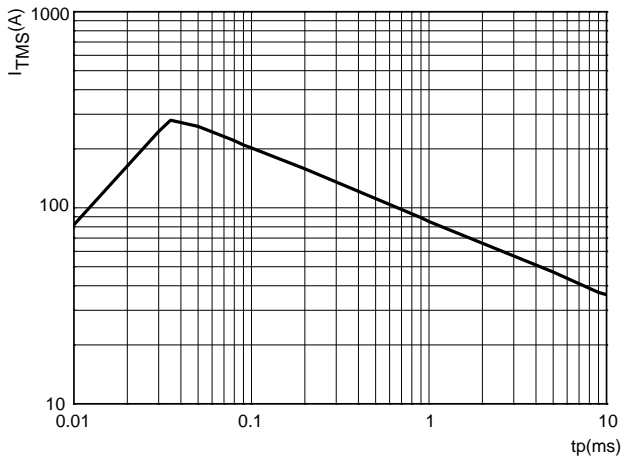
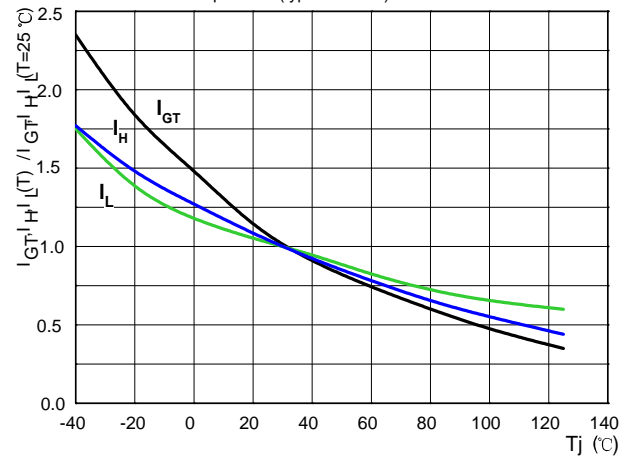
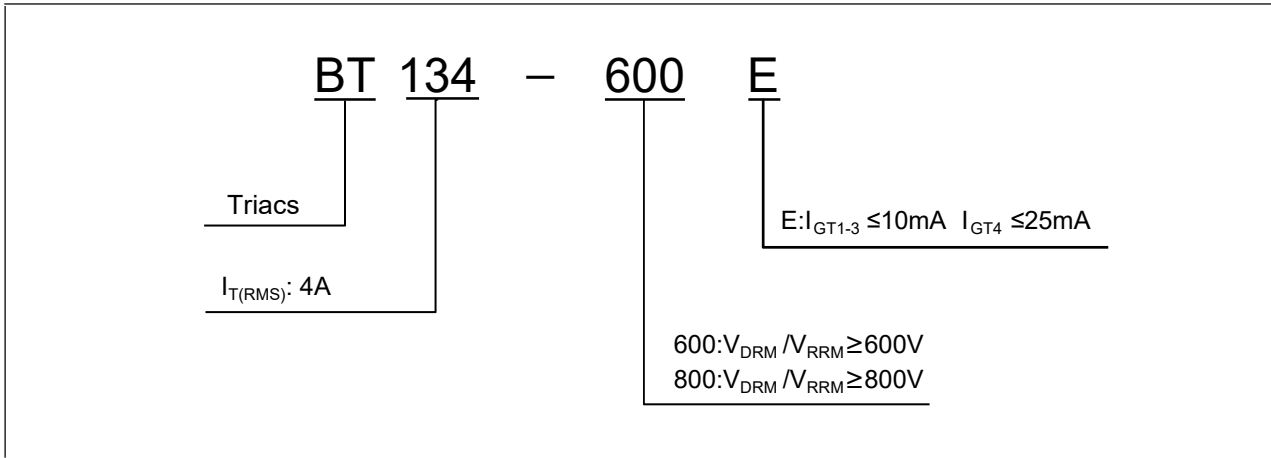


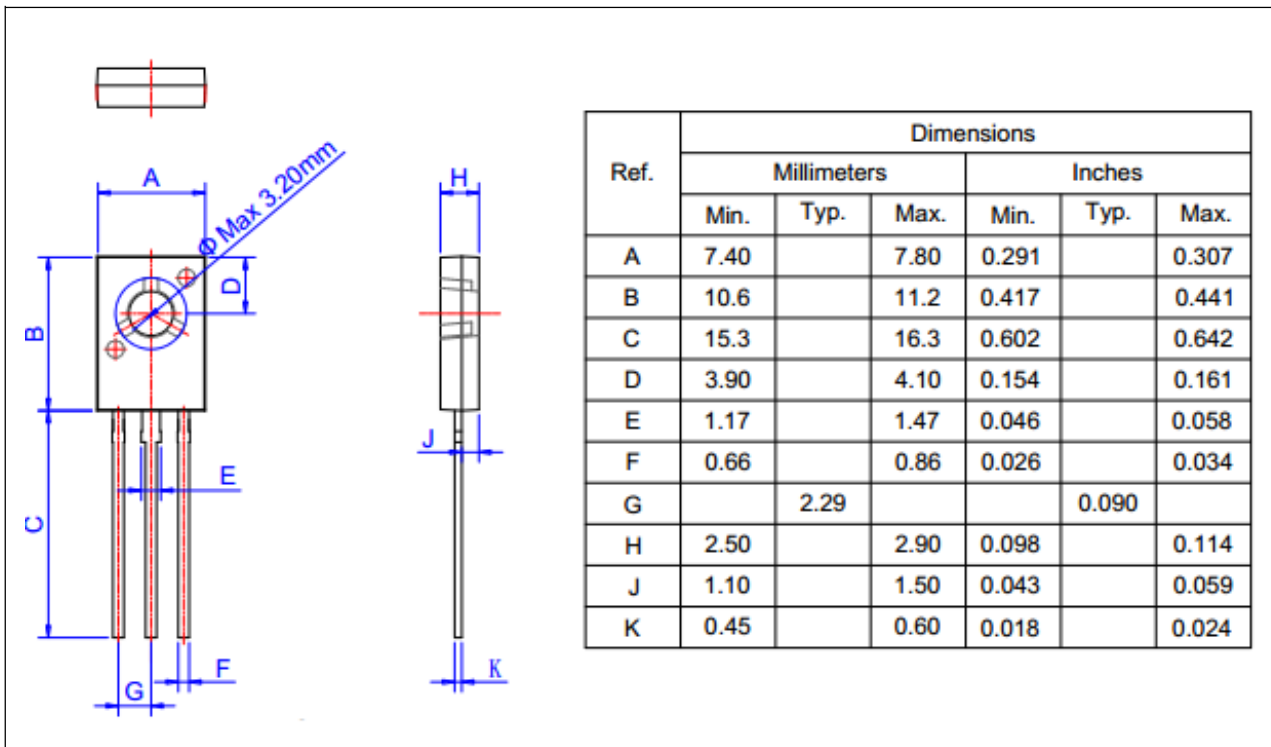
FIG.6: Relative variations of gate trigger current, holding current and latching current versus junction temperature (typical values)



Ordering Information



TO-126 Package Information



X-ON Electronics

Largest Supplier of Electrical and Electronic Components

Click to view similar products for [Triacs](#) category:

Click to view products by [FUXINSEMI](#) manufacturer:

Other Similar products are found below :

[BT137-600-0Q](#) [OT415Q](#) [2N6075A](#) [NTE5688](#) [BTA2008W-800D,135](#) [D31410](#) [ACS102-5T1](#) [ACS102-5TA](#) [MAC97A4G](#) [Z0107MAG](#)
[Z0107MARL1G](#) [Z0109MARLRPG](#) [MAC97A8-TA](#) [BT131W-800](#) [BT138S-800E](#) [BT137S-800E](#) [BT136S-600D](#) [BTA08-600TWRG](#)
[X0405MF-252](#) [MAC97A8-23-3L](#) [MCR100-8-23-3L](#) [BTA24-800B](#) [BT151-600R](#) [BT131](#) [BTA41-1200B](#) [MCR16](#) [MCR100-8](#) [MCR16](#)
[BT131-800D](#) [BT134-800E](#) [BT138-800E](#) [MCR100-8](#) [BTA12-800BWRG\(UMW\)](#) [BTA24-600BWRG\(UMW\)](#) [BTA24-800BWRG\(UMW\)](#)
[BTA12-600BWRG\(UMW\)](#) [BTA16-600CRG\(UMW\)](#) [BTA12-600CRG\(UMW\)](#) [BS61089B-8](#) [BT134W-600E](#) [BT134-600E](#) [JR0405S3](#)
[BCR12PM](#) [MAC97A6](#) [MAC4DLM-1G](#) [BT137-600E,127](#) [BTA08-800BW3G](#) [BTA140-800,127](#) [BTA30-600CW3G](#) [BTA30-600CW3G](#)