

**Product Summary**

Symbol	Value	Unit
$I_{T(RMS)}$	4.0	A
$V_{DRM} V_{RRM}$	600 / 800	V
$V_{TM}$	1.55	V


**Feature**

With high ability to withstand the shock loading of large current, With high commutation performances, 4 quadrants products especially recommended for use on inductive load.

**Application**

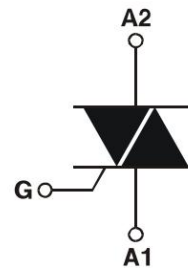
Washing machine, vacuums, massager, solid state relay, AC Motor speed regulation and so on.

**Package**

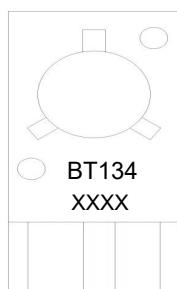


**TO-126**

**Circuit diagram**



**Marking**



### Absolute maximum ratings (Ta=25°C unless otherwise noted)

Parameter	Symbol	Value	Unit	
Repetitive peak off-state voltage	V <sub>DRM</sub>	600 / 800	V	
Repetitive peak reverse voltage	V <sub>RPM</sub>	600 / 800	V	
RMS on-state current	I <sub>T(RMS)</sub>	4	A	
Non repetitive surge peak on-state current (full cycle, F=50Hz)	I <sub>TSM</sub>	25	A	
I <sup>2</sup> t value for fusing (tp=10ms)	I <sup>2</sup> t	3.1	A <sup>2</sup> s	
Critical rate of rise of on-state current (I <sub>G</sub> = 2 × I <sub>GT</sub> )	di <sub>T</sub> /dt	I - II - III	50	A/μs
		IV	10	
Peak gate current	I <sub>GM</sub>	2	A	
Average gate power dissipation	P <sub>G(AV)</sub>	0.5	W	
Junction Temperature	T <sub>J</sub>	-40 ~ +125	°C	
Storage Temperature	T <sub>STG</sub>	-40 ~ +150	°C	

### Electrical characteristics (T<sub>A</sub>=25 °C, unless otherwise noted)

Parameter	Symbol	Test Condition	Value	Unit		
Gate trigger current	I <sub>GT</sub>	V <sub>D</sub> = 12V I <sub>T</sub> = 0.1A T <sub>J</sub> = 25°C	I - II - III	10	mA	
			IV	25		
Gate trigger voltage	V <sub>GT</sub>	I - II - III - IV	MAX.	1.3	V	
Gate non-trigger voltage	V <sub>GD</sub>	V <sub>D</sub> = V <sub>DRM</sub> T <sub>J</sub> = 125°C	MIN.	0.2	V	
latching current	I <sub>L</sub>	V <sub>D</sub> = 12V I <sub>GT</sub> = 0.1A T <sub>J</sub> = 25°C	I - III - IV	15	mA	
			II	20		
Holding current	I <sub>H</sub>	I - II - III - IV	MAX.	15	mA	
Critical-rate of rise of commutation voltage	dV <sub>D</sub> /dt	V <sub>D</sub> = 2/3V <sub>DRM</sub> Gate Open T <sub>J</sub> = 125°C	MIN.	20	V/μs	
<b>STATIC CHARACTERISTICS</b>						
Forward "on" voltage	V <sub>TM</sub>	I <sub>TM</sub> = 6A tp = 380μs	MAX.	1.55	V	
Repetitive Peak Off-State Current	I <sub>DRM</sub>	V <sub>D</sub> = V <sub>DRM</sub> V <sub>R</sub> = V <sub>RPM</sub>	T <sub>J</sub> = 25°C	MAX.	5	μA
Repetitive Peak Reverse Current	I <sub>RPM</sub>		T <sub>J</sub> = 125°C	MAX.	500	μA
<b>THERMAL RESISTANCES</b>						
Thermal resistance	R <sub>th(j-c)</sub>	Junction to case(AC)	TYP.	3	°C/W	
	R <sub>th(j-a)</sub>	Junction to ambient	TYP.	100	°C/W	

**Typical Characteristics**

FIG.1: Maximum power dissipation versus RMS on-state current (full cycle)

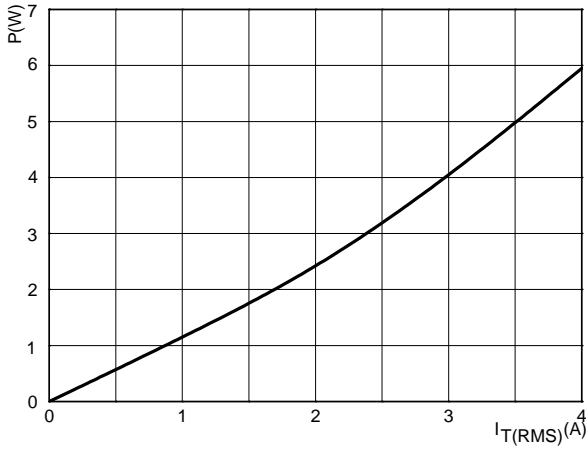


FIG.2: RMS on-state current versus case temperature (full cycle)

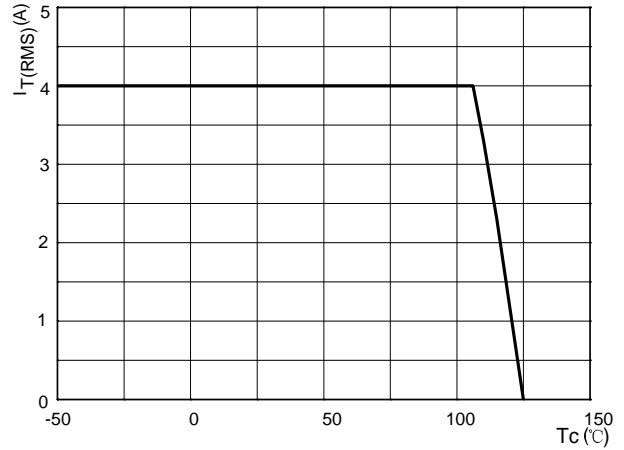


FIG.3: Surge peak on-state current versus number of cycles

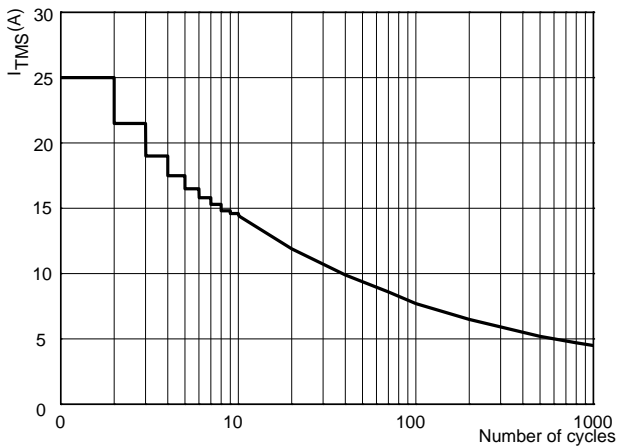


FIG.4: On-state characteristics (maximum values)

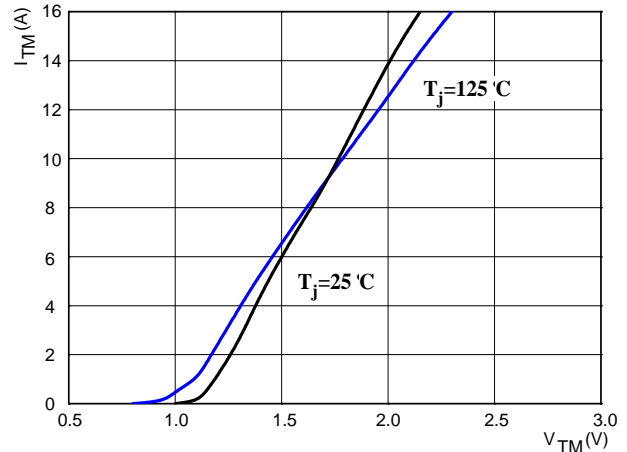


FIG.5: Non-repetitive surge peak on-state current for a sinusoidal pulse with width  $t_p < 10\text{ms}$

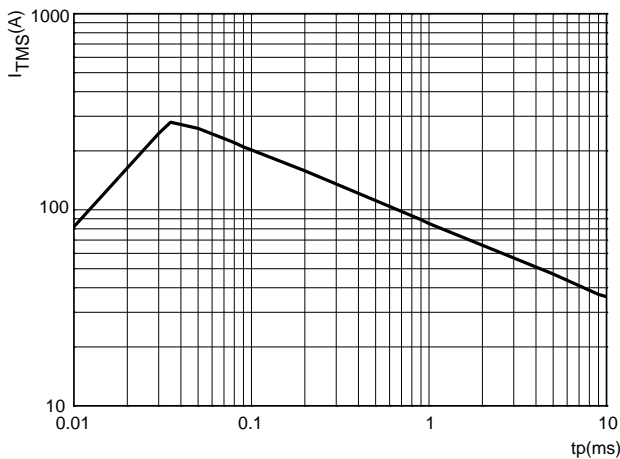
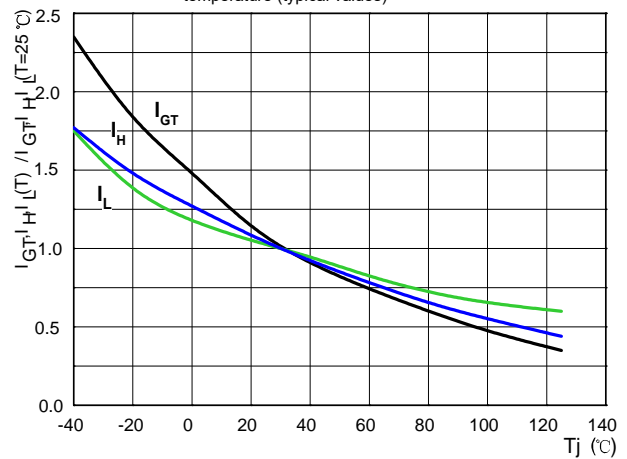
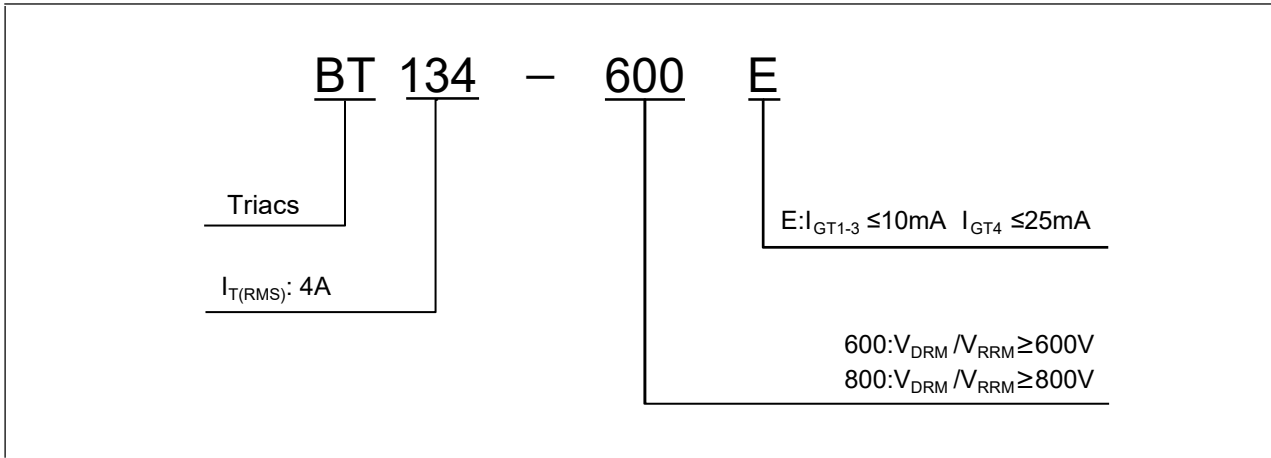


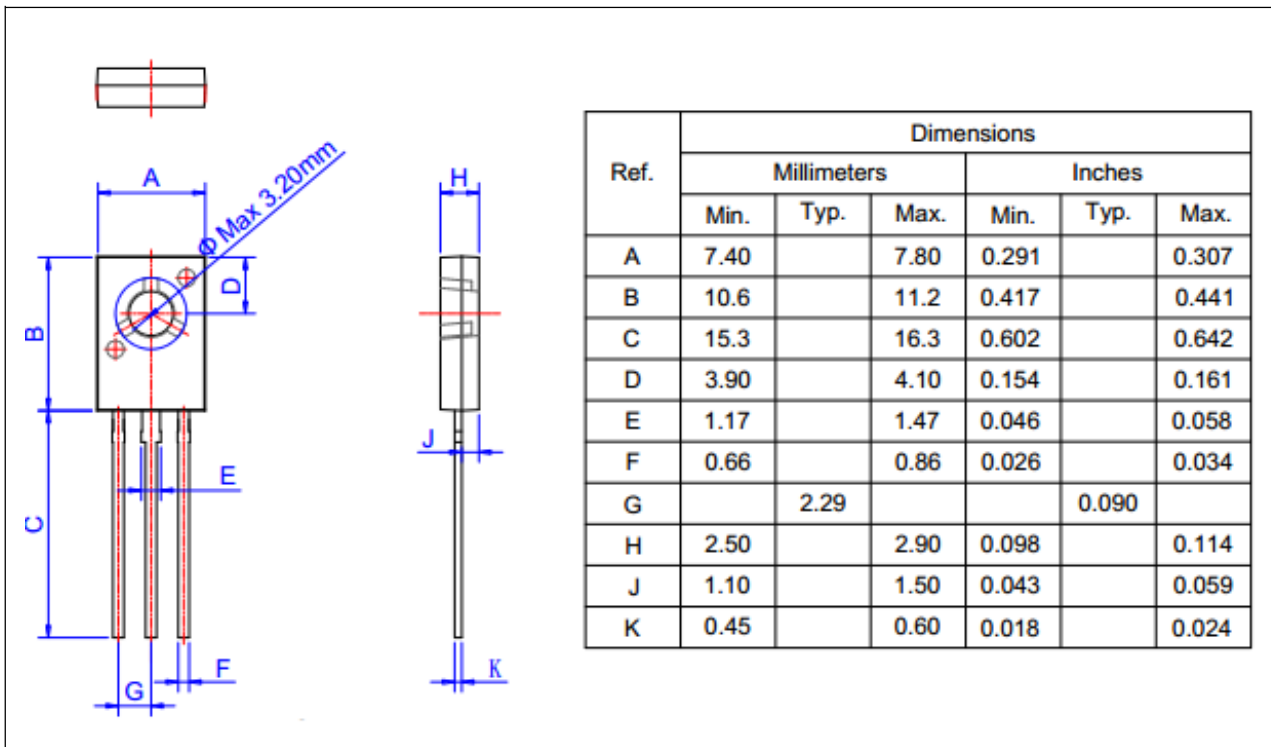
FIG.6: Relative variations of gate trigger current, holding current and latching current versus junction temperature (typical values)



**Ordering Information**



**TO-126 Package Information**



## X-ON Electronics

Largest Supplier of Electrical and Electronic Components

*Click to view similar products for [Triacs](#) category:*

*Click to view products by [FUXINSEMI](#) manufacturer:*

Other Similar products are found below :

[BT137-600-0Q](#) [OT415Q](#) [2N6075A](#) [NTE5688](#) [BTA2008W-800D,135](#) [D31410](#) [BT136-600,127](#) [BT137B-800,118](#) [BTA140-600,127](#)  
[BTA208-800B,127](#) [MAC97A6,116](#) [BTA420-800BT,127](#) [BTA201W-800E,115](#) [BTA212B-800B,118](#) [BTA26-800CWRG](#) [BTA41-800BRG](#)  
[TMA164P-L](#) [TMA166P-L](#) [TMA54S-L](#) [BT137-600E,127](#) [BTA140-800,127](#) [BTA30-600CW3G](#) [BTB16-600CW3G](#) [TMA84S-L](#)  
[Z0109MN,135](#) [T825T-6I](#) [T1635T-6I](#) [T1220T-6I](#) [NTE5638](#) [ACST1235-8FP](#) [BT134-600D,127](#) [BT134-600G,127](#) [BT136X-600E,127](#)  
[BT139X-800,127](#) [BTA204X-800C,127](#) [BTA208X-1000C0,127](#) [BTA216-600E,127](#) [BTA316X-600E/DG,12](#) [BTA316X-800C,127](#) [BT134-](#)  
[600D,127](#) [BT134-600E,127](#) [BT137X-600D,127](#) [BT139X-600E,127](#) [BTA08-600BW3G](#) [BTA201-800ER,126](#) [BTA208X-1000B,127](#)  
[BTA316X-800E,127](#) [NTE56008](#) [NTE56017](#) [NTE56018](#)