

Product Summary

Symbol	Value	Unit
$I_{T(RMS)}$	16	A
$V_{DRM} V_{RRM}$	600 / 800	V
V_{TM}	1.55	V


Feature

With high ability to withstand the shock loading of large current, With high commutation performances, 3 quadrants products especially recommended for use on inductive load.

Application

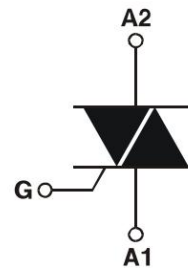
Washing machine, vacuums, massager, solid state relay, AC Motor speed regulation and so on.

Package

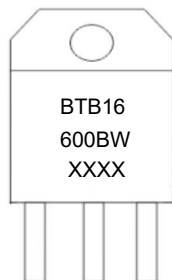


TO-220B

Circuit diagram



Marking



Absolute maximum ratings (Ta=25°C unless otherwise noted)

Parameter	Symbol	Value	Unit
Repetitive peak off-state voltage	V_{DRM}	600 / 800	V
Repetitive peak reverse voltage	V_{RRM}	600 / 800	V
RMS on-state current	$I_{T(RMS)}$	16	A
Non repetitive surge peak on-state current (full cycle, F=50Hz)	I_{TSM}	160	A
I^2t value for fusing (tp=10ms)	I^2t	140	A ² s
Critical rate of rise of on-state current ($I_G = 2 \times I_{GT}$)	di_T/dt	I - II - III 100	A/ μ s
Peak gate current	I_{GM}	4	A
Average gate power dissipation	$P_{G(AV)}$	1	W
Junction Temperature	T_J	-40 ~ +125	°C
Storage Temperature	T_{STG}	-40 ~ +150	°C

Electrical characteristics (Ta=25°C, unless otherwise noted)

Parameter	Symbol	Test Condition	Value		Unit	
			CW	BW		
Gate trigger current	I_{GT}	$V_D = 12V$ $R_L = 33\Omega$	I - II - III	≤ 35	≤ 50	mA
Gate trigger voltage	V_{GT}	$T_J = 25^\circ C$	I - II - III	≤ 1.3		V
Gate non-trigger voltage	V_{GD}	$V_D = V_{DRM}$ $T_J = 125^\circ C$		≥ 0.2		V
latching current	I_L	$I_G = 1.2I_{GT}$	I - III	≤ 50	≤ 70	mA
			II	≤ 60	≤ 80	
Holding current	I_H	$I_T = 500mA$		≤ 30	≤ 50	mA
Critical-rate of rise of commutation voltage	dV_D/dt	$V_D = 2/3V_{DRM}$ Gate Open $T_J = 125^\circ C$		≥ 500	≥ 1000	V/ μ s
STATIC CHARACTERISTICS						
Forward "on" voltage	V_{TM}	$I_{TM} = 23A$ $t_p = 380\mu s$		≤ 1.55		V
Repetitive Peak Off-State Current	I_{DRM}	$V_D = V_{DRM}$ $V_R = V_{RRM}$	$T_J = 25^\circ C$	≤ 5		μA
Repetitive Peak Reverse Current	I_{RRM}		$T_J = 125^\circ C$	≤ 1		mA
THERMAL RESISTANCES						
Thermal resistance	$R_{th(j-c)}$	Junction to case(AC)		1.2		°C/W
	$R_{th(j-a)}$	Junction to ambient		60		°C/W

Typical Characteristics

FIG.1: Maximum power dissipation versus RMS on-state current (full cycle)

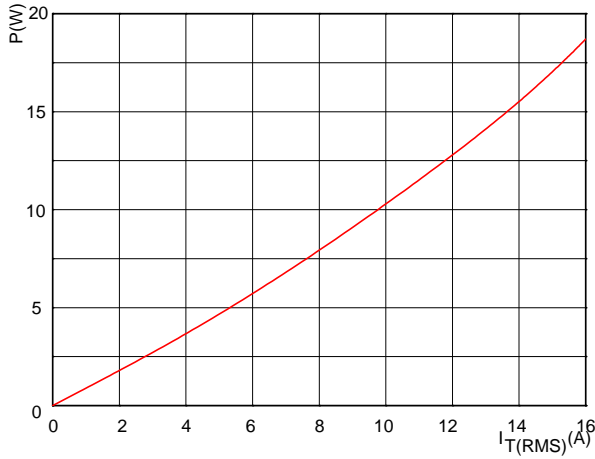


FIG.2: RMS on-state current versus case temperature (full cycle)

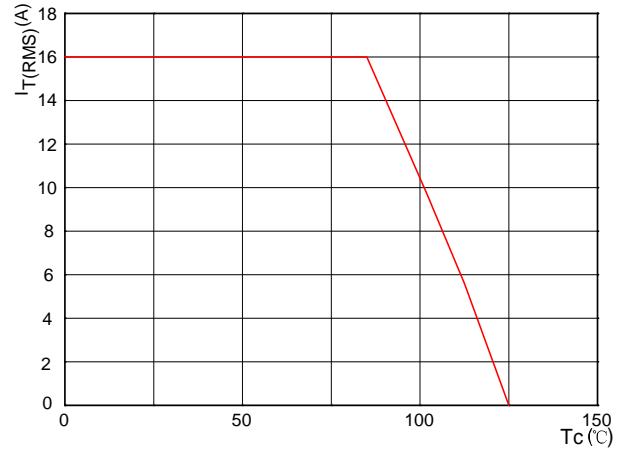


FIG.3: Surge peak on-state current versus number of cycles

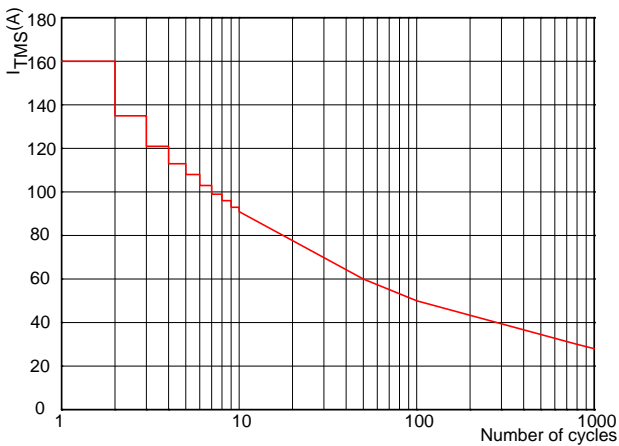


FIG.4: On-state characteristics (maximum values)

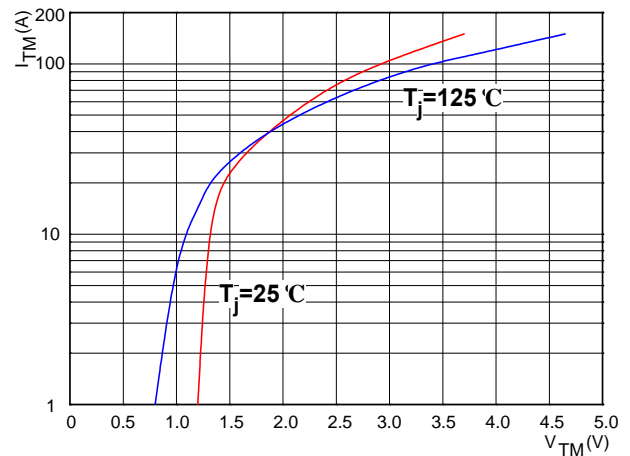


FIG.5: Non-repetitive surge peak on-state current for a sinusoidal pulse with width $t_p < 10\text{ms}$

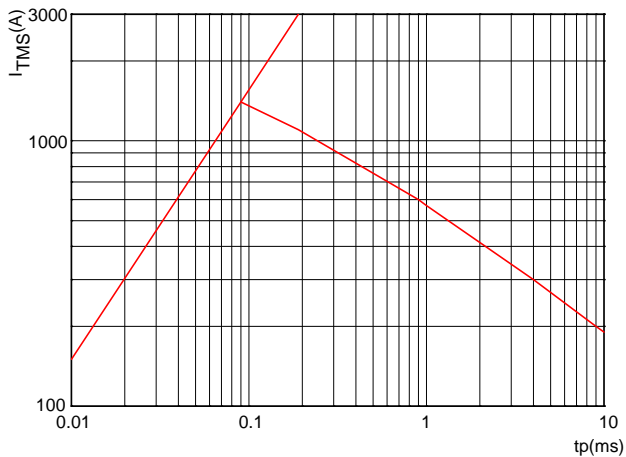
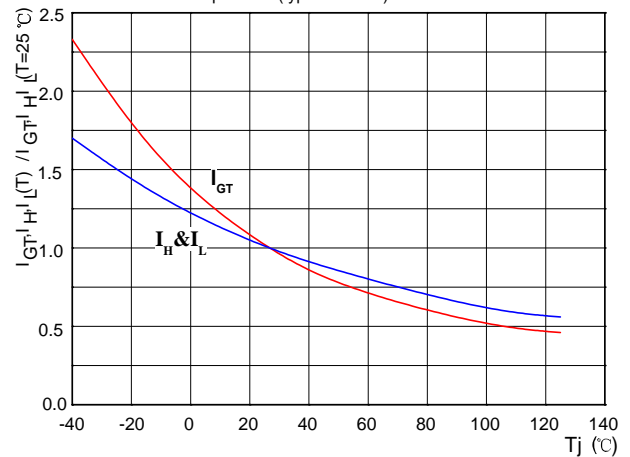
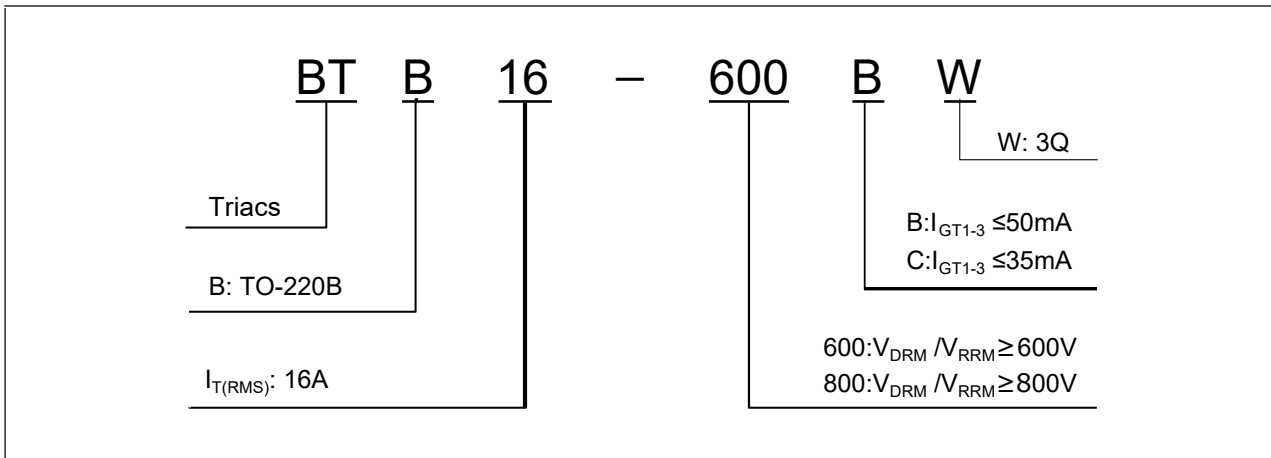


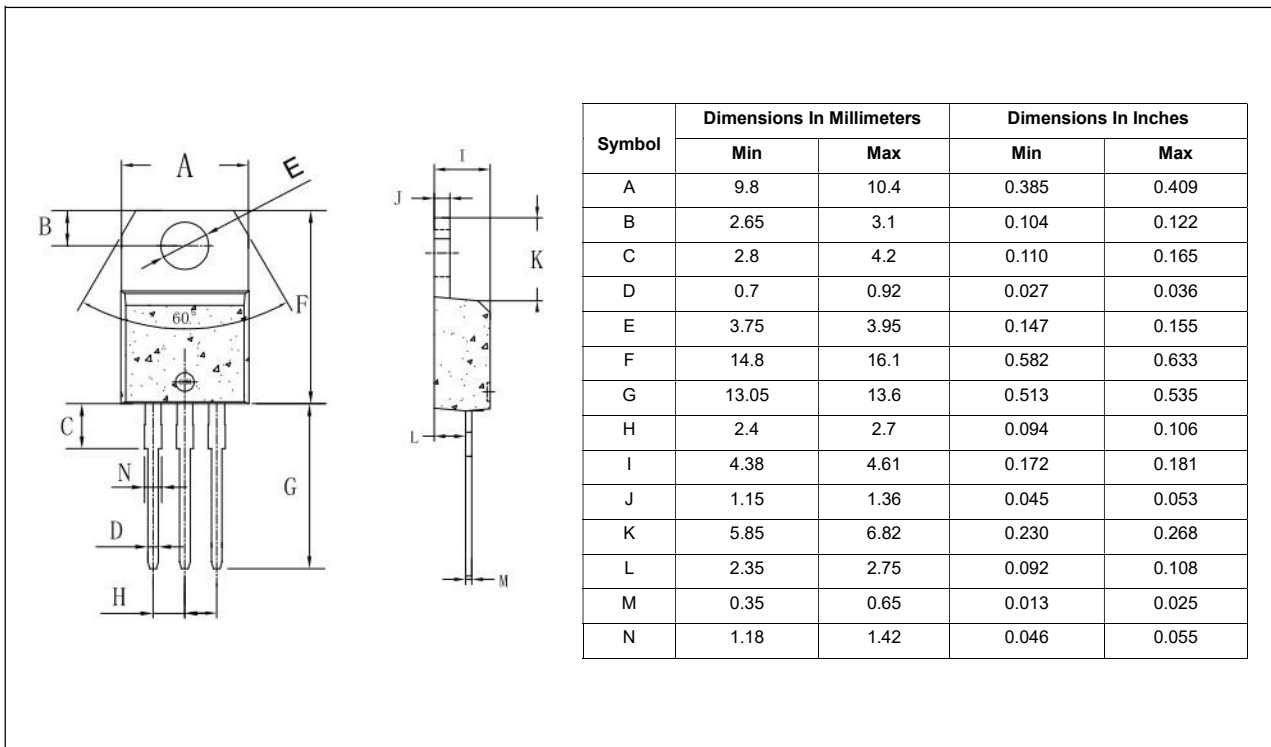
FIG.6: Relative variations of gate trigger current, holding current and latching current versus junction temperature (typical values)



Ordering Information



TO-220B Package Information



X-ON Electronics

Largest Supplier of Electrical and Electronic Components

Click to view similar products for [Triacs](#) category:

Click to view products by [FUXINSEMI](#) manufacturer:

Other Similar products are found below :

[BT137-600-0Q](#) [OT415Q](#) [2N6075A](#) [NTE5688](#) [BTA2008W-800D,135](#) [D31410](#) [ACS102-5T1](#) [ACS102-5TA](#) [MAC97A4G](#) [Z0107MAG](#)
[Z0107MARL1G](#) [Z0109MARLRPG](#) [MAC97A8-TA](#) [BT131W-800](#) [BT138S-800E](#) [BT137S-800E](#) [BT136S-600D](#) [BTA08-600TWRG](#)
[X0405MF-252](#) [MAC97A8-23-3L](#) [MCR100-8-23-3L](#) [BTA24-800B](#) [BT151-600R](#) [BT131](#) [BTA41-1200B](#) [MCR16](#) [MCR100-8](#) [MCR16](#)
[BT131-800D](#) [BT134-800E](#) [BT138-800E](#) [MCR100-8](#) [BTA12-800BWRG\(UMW\)](#) [BTA24-600BWRG\(UMW\)](#) [BTA24-800BWRG\(UMW\)](#)
[BTA12-600BWRG\(UMW\)](#) [BTA16-600CRG\(UMW\)](#) [BTA12-600CRG\(UMW\)](#) [BS61089B-8](#) [BT134W-600E](#) [BT134-600E](#) [JR0405S3](#)
[BCR12PM](#) [MAC97A6](#) [BTA24-800CRG\(UMW\)](#) [BTA16-600BRG\(UMW\)](#) [BTA16-800BWRG\(UMW\)](#) [Z0109-NN](#) [BTA41](#) [MCR100-8U](#)