

Product Summary

Symbol	Value	Unit
$I_{T(RMS)}$	25	A
$V_{DRM} V_{RRM}$	600 / 800	V
V_{TM}	1.55	V


Feature

With high ability to withstand the shock loading of large current, With high commutation performances, 3 quadrants products especially recommended for use on inductive load.

Application

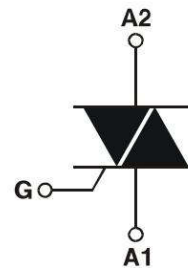
Washing machine, vacuums, massager, solid state relay, AC Motor speed regulation and so on.

Package



TO-220B

Circuit diagram



Marking



Absolute maximum ratings (Ta=25°C unless otherwise noted)

Parameter	Symbol	Value	Unit
Repetitive peak off-state voltage	V_{DRM}	600 / 800	V
Repetitive peak reverse voltage	V_{RRM}	600 / 800	V
RMS on-state current	$I_{T(RMS)}$	25	A
Non repetitive surge peak on-state current (full cycle, F=50Hz)	I_{TSM}	250	A
I^2t value for fusing (tp=10ms)	I^2t	340	A ² s
Critical rate of rise of on-state current ($I_G = 2 \times I_{GT}$)	di_T/dt	I - II - III 50	A/ μ s
Peak gate current	I_{GM}	4	A
Average gate power dissipation	$P_{G(AV)}$	1	W
Junction Temperature	T_J	-40 ~ +125	°C
Storage Temperature	T_{STG}	-40 ~ +150	°C

Electrical characteristics (Ta=25°C, unless otherwise noted)

Parameter	Symbol	Test Condition	Value		Unit	
			CW	BW		
Gate trigger current	I_{GT}	$V_D = 12V$ $R_L = 33\Omega$	I - II - III	≤ 35	≤ 50	mA
Gate trigger voltage	V_{GT}	$T_J = 25^\circ C$	I - II - III	≤ 1.3		V
Gate non-trigger voltage	V_{GD}	$V_D = V_{DRM}$ $T_J = 125^\circ C$		≥ 0.2		V
latching current	I_L	$I_G = 1.2I_{GT}$	I - III	≤ 80	≤ 100	mA
			II	≤ 80	≤ 100	
Holding current	I_H	$I_T = 100mA$		≤ 50	≤ 75	mA
Critical-rate of rise of commutation voltage	dV_D/dt	$V_D = 2/3V_{DRM}$ Gate Open $T_J = 125^\circ C$		≥ 500	≥ 1000	V/ μ s
STATIC CHARACTERISTICS						
Forward "on" voltage	V_{TM}	$I_{TM} = 35A$ $tp = 380\mu s$		≤ 1.55		V
Repetitive Peak Off-State Current	I_{DRM}	$V_D = V_{DRM}$ $V_R = V_{RRM}$	$T_J = 25^\circ C$	≤ 10		μA
Repetitive Peak Reverse Current	I_{RRM}		$T_J = 125^\circ C$	≤ 3		mA
THERMAL RESISTANCES						
Thermal resistance	$R_{th(j-c)}$	Junction to case(AC)		1.1		°C/W
	$R_{th(j-a)}$	Junction to ambient		45		°C/W

Typical Characteristics

FIG.1: Maximum power dissipation versus RMS on-state current (full cycle)

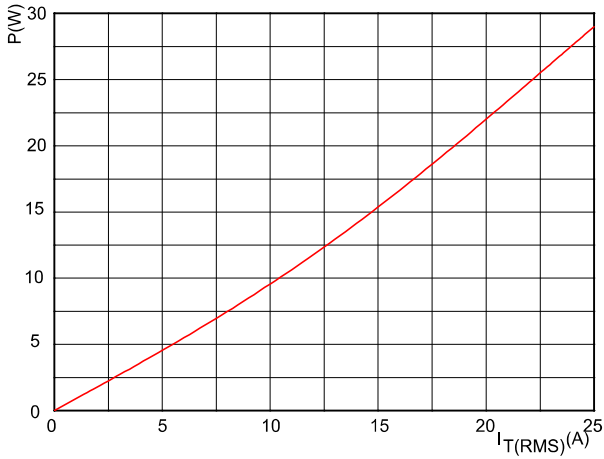


FIG.2: RMS on-state current versus case temperature (full cycle)

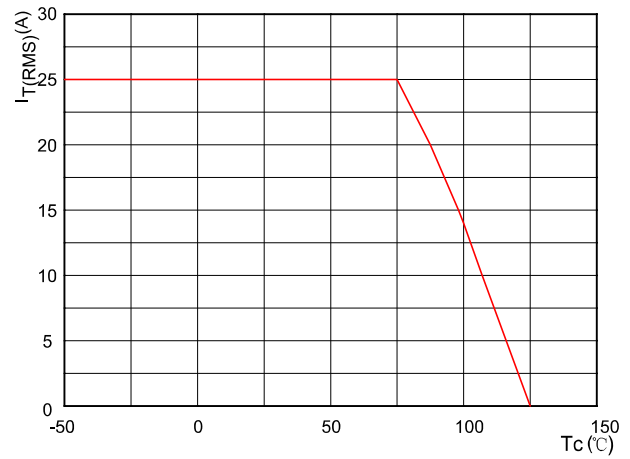


FIG.3: Surge peak on-state current versus number of cycles

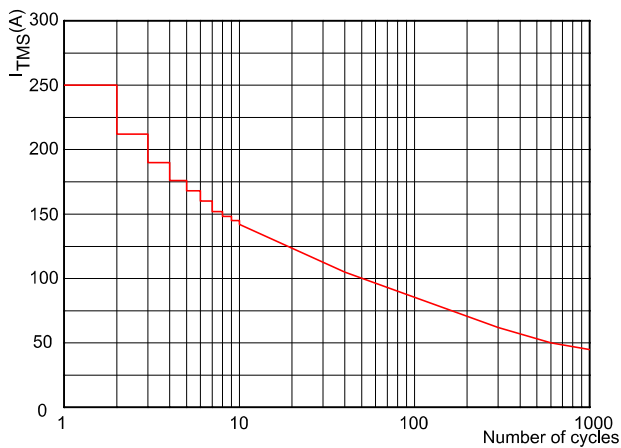


FIG.4: On-state characteristics (maximum values)

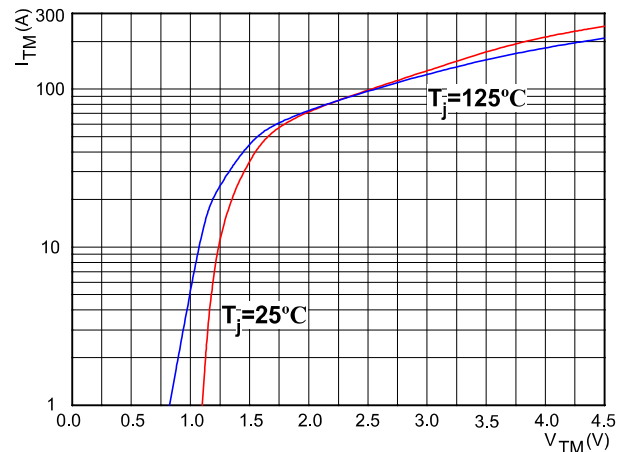


FIG.5: Non-repetitive surge peak on-state current for a sinusoidal pulse with width $t_p < 10\text{ms}$

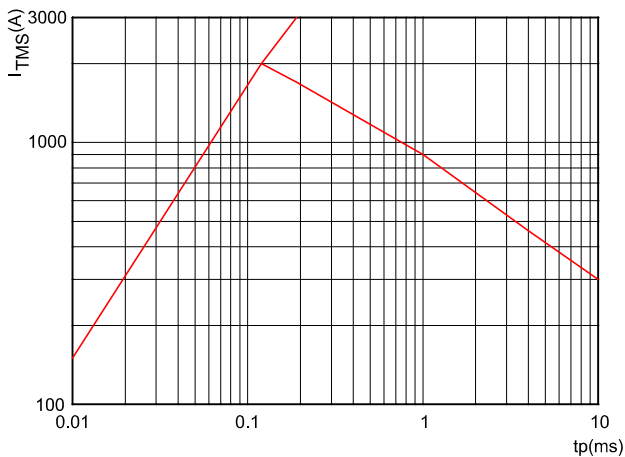
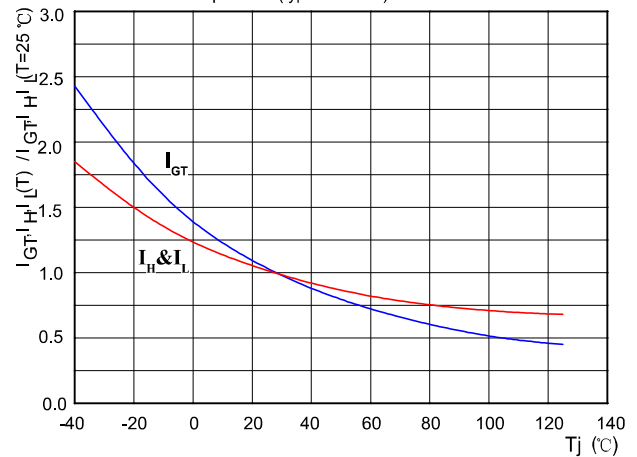
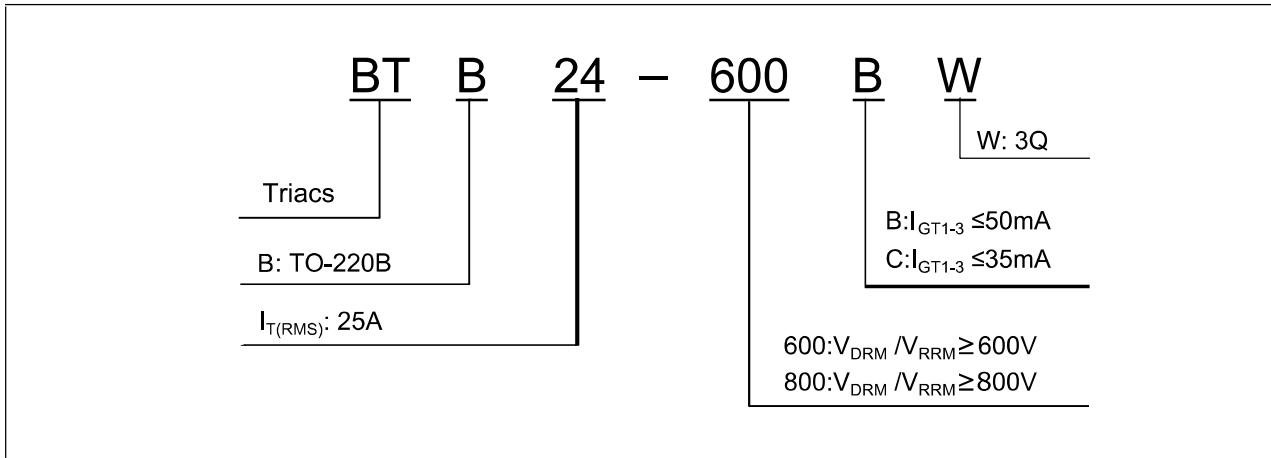


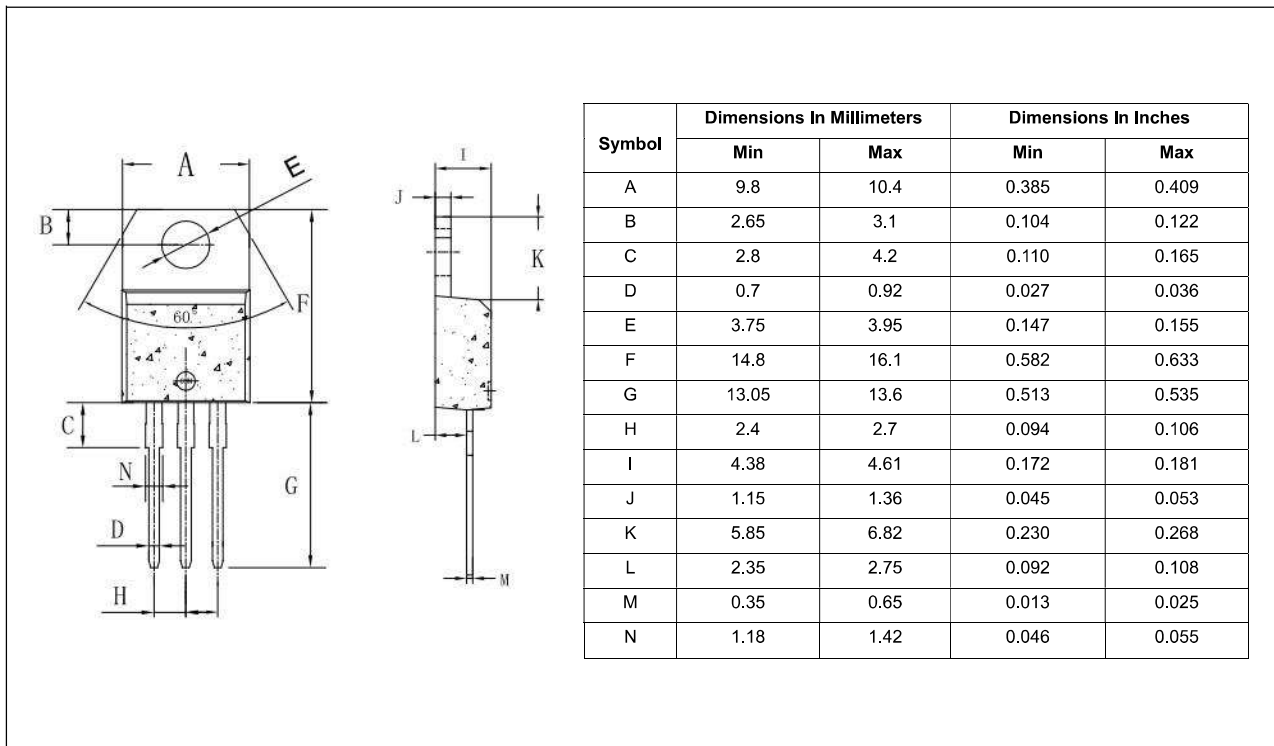
FIG.6: Relative variations of gate trigger current, holding current and latching current versus junction temperature (typical values)



Ordering Information



TO-220B Package Information



X-ON Electronics

Largest Supplier of Electrical and Electronic Components

Click to view similar products for [Triacs](#) category:

Click to view products by [FUXINSEMI](#) manufacturer:

Other Similar products are found below :

[BT137-600-0Q](#) [OT415Q](#) [2N6075A](#) [NTE5688](#) [BTA2008W-800D,135](#) [D31410](#) [BT136-600,127](#) [BT137B-800,118](#) [BTA140-600,127](#)
[BTA208-800B,127](#) [MAC97A6,116](#) [BTA420-800BT,127](#) [BTA201W-800E,115](#) [BTA212B-800B,118](#) [BTA41-800BRG](#) [TMA164P-L](#)
[TMA166P-L](#) [TMA54S-L](#) [BT137-600E,127](#) [BTA140-800,127](#) [BTA30-600CW3G](#) [BTB16-600CW3G](#) [TMA84S-L](#) [Z0109MN,135](#) [T825T-6I](#)
[T1635T-6I](#) [T1220T-6I](#) [NTE5638](#) [ACST1235-8FP](#) [BT134-600D,127](#) [BT134-600G,127](#) [BT136X-600E,127](#) [BT139X-800,127](#) [BTA204X-](#)
[800C,127](#) [BTA208X-1000C0,127](#) [BTA216-600E,127](#) [BTA316X-600E/DG,12](#) [BTA316X-800C,127](#) [BT134-600D,127](#) [BT134-600E,127](#)
[BT137X-600D,127](#) [BT139X-600E,127](#) [BTA08-600BW3G](#) [BTA201-800ER,126](#) [BTA208X-1000B,127](#) [BTA316X-800E,127](#) [NTE56008](#)
[NTE56017](#) [NTE56018](#) [NTE56059](#)