

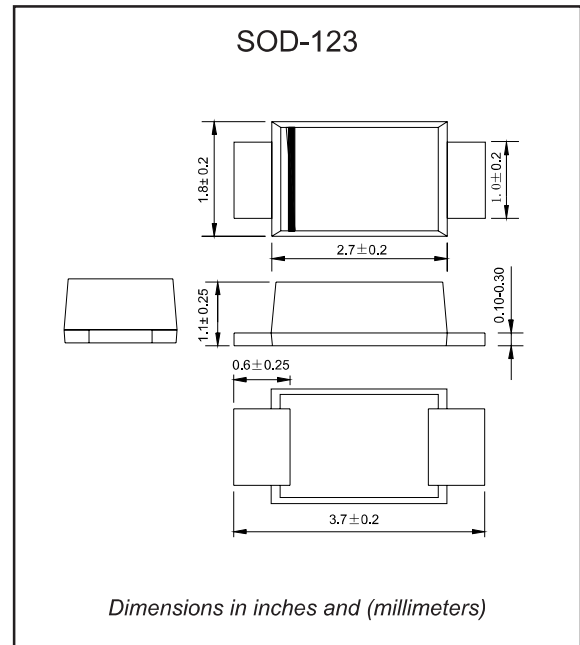
Features

- ◆ The plastic package carries Underwriters Laboratory Flammability Classification 94V-0
- ◆ Metal silicon junction, majority carrier conduction
- ◆ Low power loss, high efficiency
- ◆ High forward surge current capability
- ◆ High temperature soldering guaranteed:
260°C/10 seconds
- ◆ Compliant to RoHS Directive 2011/65/EU
- ◆ Compliant to Halogen-free

Mechanical data

- ◆ **Case**: JEDEC SOD-123 molded plastic body
- ◆ **Terminals**: Plated axial leads, solderable per MIL-STD-750, Method 2026
- ◆ **Polarity**: Color band denotes cathode end
- ◆ **Mounting Position**: Any

Package outline



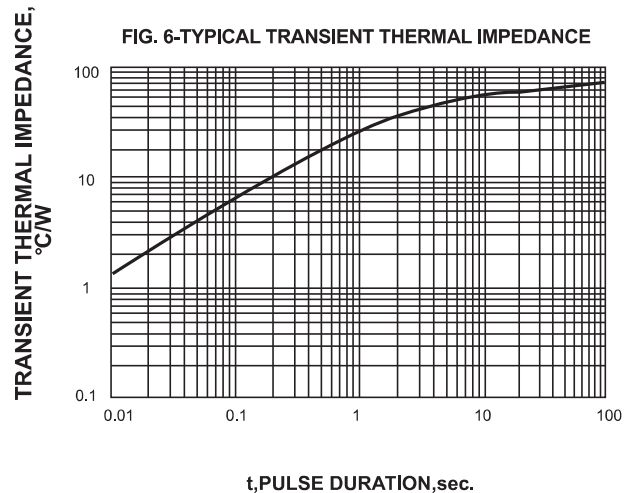
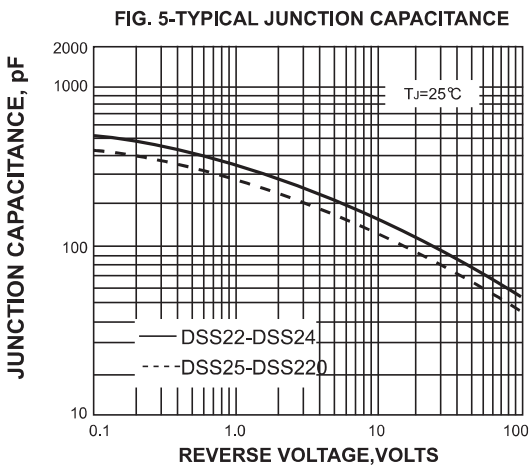
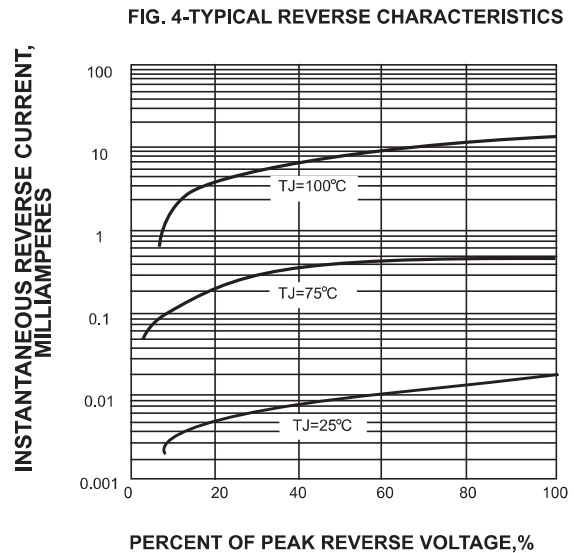
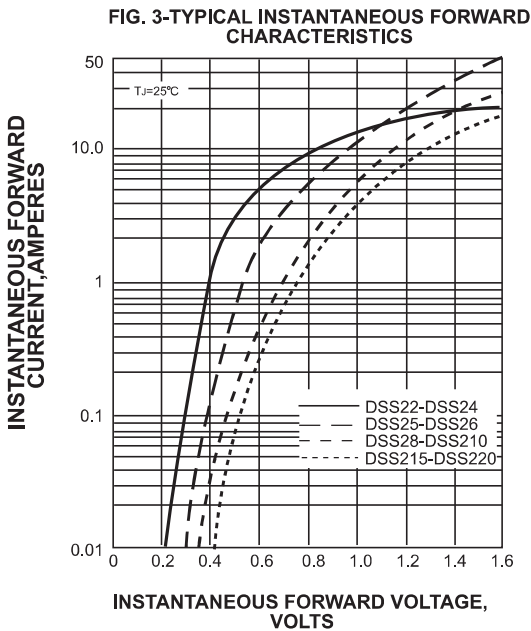
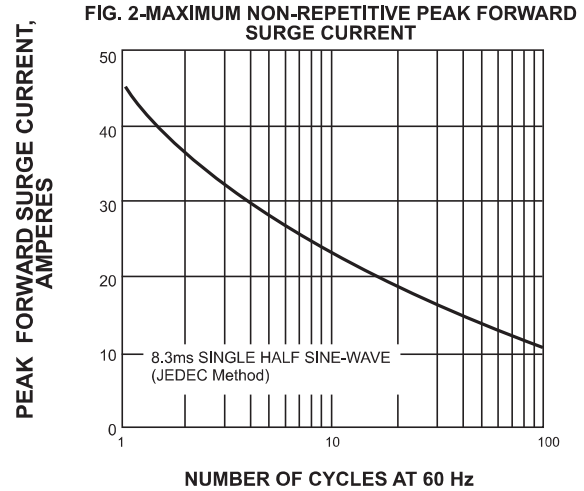
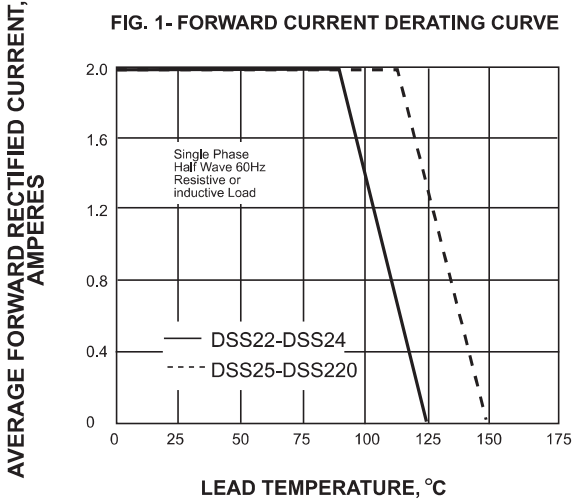
Maximum ratings and Electrical Characteristics (AT T_A=25°C unless otherwise noted)

PARAMETER	SYMBOLS	DSS22	DSS23	DSS24	DSS25	DSS26	DSS28	DSS210	DSS215	DSS220	UNITS
Maximum repetitive peak reverse voltage	V _{RRM}	20	30	40	50	60	80	100	150	200	V
Maximum RMS voltage	V _{RMS}	14	21	28	35	42	56	70	105	140	V
Maximum DC blocking voltage	V _{DC}	20	30	40	50	60	80	100	150	200	V
Maximum average forward rectified current at T _L (see fig.1)	I <sub(av)< sub=""></sub(av)<>	2.0									A
Peak forward surge current 8.3ms single half sine-wave superimposed on rated load	I _{FSM}	45.0									A
Maximum instantaneous forward voltage at 2.0A	V _F	0.55			0.70		0.85		0.92		V
Maximum DC reverse current at rated DC blocking voltage	I _R	0.5			0.1		0.1		0.1		mA
		10.0			5.0		2.0		2.0		
Typical junction capacitance (NOTE 1)	C _J	220									pF
Typical thermal resistance (NOTE 2)	R _{θJA}	85									°C/W
Operating junction temperature range	T _J	-55 to +125				-55 to +150					°C
Storage temperature range	T _{STG}	-55 to +150									°C



Note:1. Measured at 1MHz and applied reverse voltage of 4.0V D.C.

2. P.C.B. mounted with 2.0x2.0" (5.0x5.0cm) copper pad areas

Rating and characteristic curves



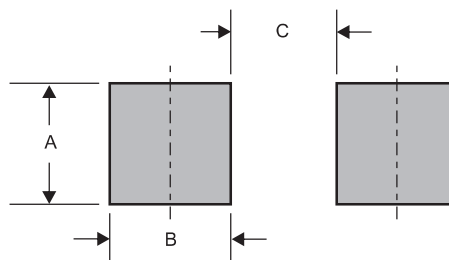
Pinning information

Pin	Simplified outline	Symbol
Pin1 cathode Pin2 anode		

Marking

Type number	Marking code
DSS22	K22
DSS23	K23
DSS24	K24
DSS25	K25
DSS26	K26
DSS28	K28
DSS210	K210
DSS215	K215
DSS220	K220

Suggested solder pad layout

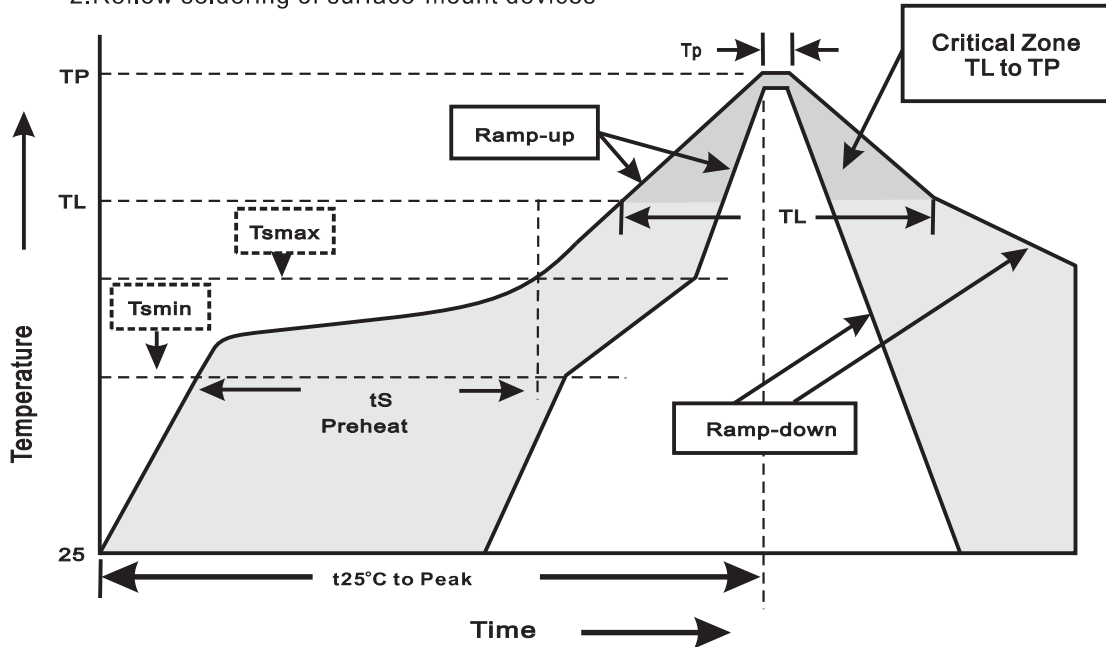


Dimensions in inches and (millimeters)

PACKAGE	A	B	C
SOD-123	0.075 (1.90)	0.055 (1.40)	0.075 (1.90)

Suggested thermal profiles for soldering processes

- 1.Storage environment: Temperature=5°C~40°C Humidity=55%±25%
- 2.Reflow soldering of surface-mount devices



3.Reflow soldering

Profile Feature	Soldering Condition
Average ramp-up rate(TL to TP)	<3°C/sec
Preheat -Temperature Min(Tsmin) -Temperature Max(Tsmax) -Time(min to max)(ts)	150°C 200°C 60~120sec
Tsmax to TL -Ramp-upRate	<3°C/sec
Time maintained above: -Temperature(TL) -Time(tL)	217°C 60~260sec
Peak Temperature(TP)	255°C-0/+5°C
Time within 5°C of actual Peak Temperature(tp)	10~30sec
Ramp-down Rate	<6°C/sec
Time 25°C to Peak Temperature	<6minutes

X-ON Electronics

Largest Supplier of Electrical and Electronic Components

Click to view similar products for [Schottky Diodes & Rectifiers](#) category:

Click to view products by [FUXINSEMI](#) manufacturer:

Other Similar products are found below :

[MA4E2039](#) [MA4E2508M-1112](#) [MBR1545CT](#) [MMBD301M3T5G](#) [RB160M-50TR](#) [D83C](#) [BAS16E6433HTMA1](#) [BAT 54-02LRH E6327](#)
[NRVBAF360T3G](#) [NSR05F40QNXT5G](#) [NTE555](#) [JANS1N6640](#) [SK310-T](#) [SK34B-TP](#) [SS3003CH-TL-E](#) [GA01SHT18](#)
[CRS10I30A\(TE85L,QM](#) [MA4E2501L-1290](#) [MBRA140TRPBF](#) [MBRB30H30CT-1G](#) [BAT 15-04R E6152](#) [JANTX1N5712-1](#) [DMJ3940-000](#)
[SB007-03C-TB-E](#) [SK33B-TP](#) [NRVBB20100CTT4G](#) [NRVBM120LT1G](#) [NTSB30U100CT-1G](#) [VS-6CWQ10FNHM3](#) [CRG04\(T5L,TEMQ\)](#)
[ACDBA1100LR-HF](#) [ACDBA1200-HF](#) [ACDBA240-HF](#) [ACDBA3100-HF](#) [CDBQC0530L-HF](#) [CDBQC0240LR-HF](#) [ACDBA260LR-HF](#)
[ACDBA1100-HF](#) [MA4E2502L-1246](#) [10BQ015-M3/5BT](#) [NRVBM120ET1G](#) [CRS08TE85LQM](#) [PMAD1108-LF](#) [B120Q-13-F](#) [1N5819T-G](#)
[B0530WSQ-7-F](#) [PDS1040Q-13](#) [B160BQ-13-F](#) [SDM05U20CSP-7](#) [B140S1F-7](#)