


FEATURES:

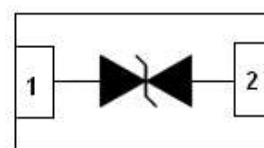
- ✧ Protects one bi-directional I/O line
- ✧ Low clamping voltage
- ✧ Low operating voltage: 3.3V
- ✧ ROHS compliant



DFN1006

MAIN APPLICATIONS

- ✧ Cell Phone Handsets and Accessories
- ✧ Personal Digital Assistants (PDA's)
- ✧ Notebooks, Desktops, and Servers
- ✧ Portable Instrumentation
- ✧ Pagers
- ✧ Microprocessor based equipment



PIN Configuration

PROTECTION SOLUTION TO MEET

- ✧ IEC61000-4-2 (ESD) $\pm 20\text{kV}$ (air), $\pm 20\text{kV}$ (contact)
- ✧ IEC61000-4-5 (Lighting) 4.0A (8/20us)

MECHANICAL CHARACTERISTICS

- ✧ Package DFN1006
- ✧ Molding Compound Flammability Rating : UL 94V-O
- ✧ Quantity Per Reel : 10,000pcs
- ✧ Lead Finish : Lead Free
- ✧ Marking code: 3Z

ABSOLUTE MAXIMUM RATINGS ($T_A=25^\circ\text{C}$, RH=45%-75%, unless otherwise noted)

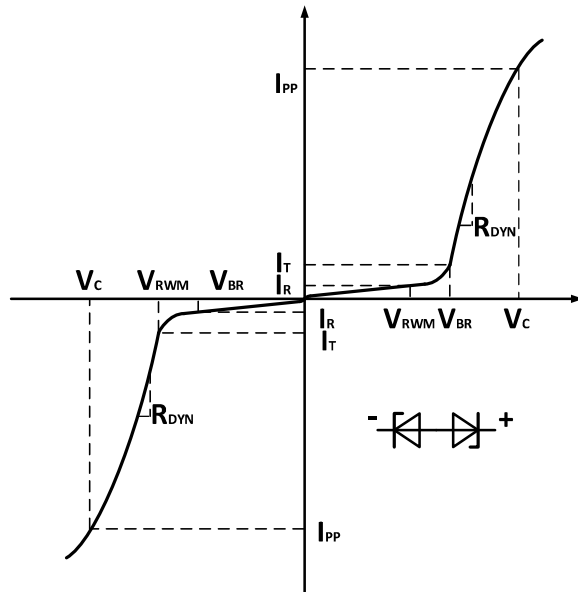
Parameter	Symbol	Value	Unit
Storage temperature range	T_{stg}	-55 to +150	$^\circ\text{C}$
Operating junction temperature range	T_j	-55 to +125	$^\circ\text{C}$
Lead Soldering Temperature	T_L	260 (10 sec.)	$^\circ\text{C}$
Peak pulse power dissipation on 8/20 μs waveform	P_{PP}	88	W
ESD per IEC 61000-4-2 (Air)	V_{ESD}	+/- 20	kV
ESD per IEC 61000-4-2 (Contact)		+/- 20	

ELECTRICAL CHARACTERISTICS (T_A=25°C)

Parameter	Symbol	Conditions	Min	Typ	Max	Units
Reverse Working Voltage	V _R				3.3	V
Reverse Breakdown Voltage	V _{BR}	I _T = 1mA	4.2			V
Reverse Leakage Current	I _R	V _R = 3.3V			1.0	μA
Peak Pulse Current	I _{pp}	t _p = 8/20μs			4.0	A
Clamping Voltage	V _C	I _{PP} = 1.0A, t _p = 8/20μs			13	V
		I _{PP} = 4.0A, t _p = 8/20μs			22	V
Junction Capacitance	C _J	V _R = 0V, f = 1MHz		0.22	0.35	pF

RATINGS AND V-I CHARACTERISTICS CURVES

Symbol	Parameter
V _{RWM}	Reverse Standoff Voltage
I _R	Max Reverse Leakage Current @ V _{RWM}
V _{BR}	Breakdown Voltage @ I _T
I _T	Test Current
V _C	Clamping Voltage @ I _{PP}
I _{PP}	Max Peak Pulse Current
R _{DYN}	Dynamic Resistance
C _J	Junction Capacitance
P _{PP}	Peak Pulse Power



RATINGS AND V-I CHARACTERISTICS CURVES ($T_A=25^\circ\text{C}$, unless otherwise noted)

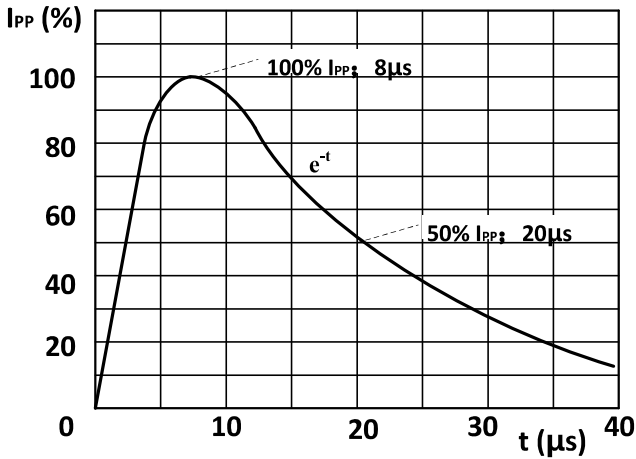


Fig. 1. 8/20 μs pulse waveform according to IEC 61000-4-5 and IEC 61643-321

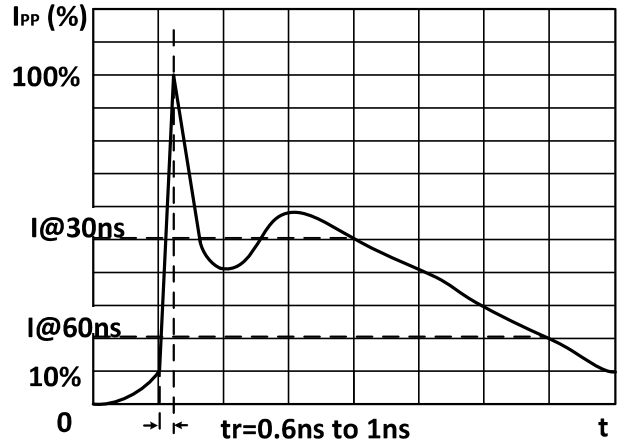


Fig. 2. ESD pulse waveform according to IEC 61000-4-2

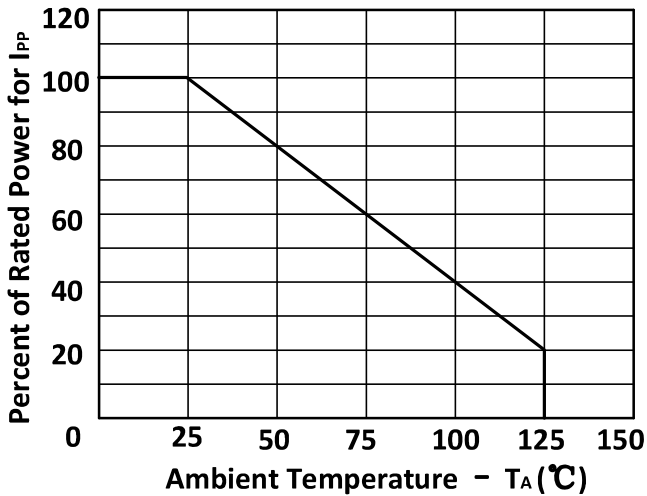


Fig. 3. Power Derating Curve

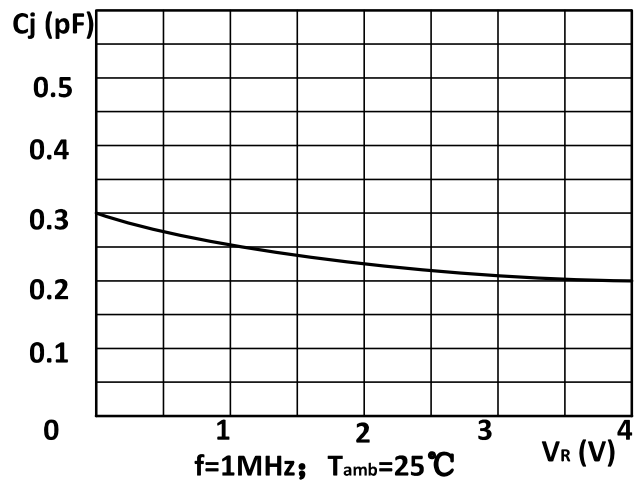
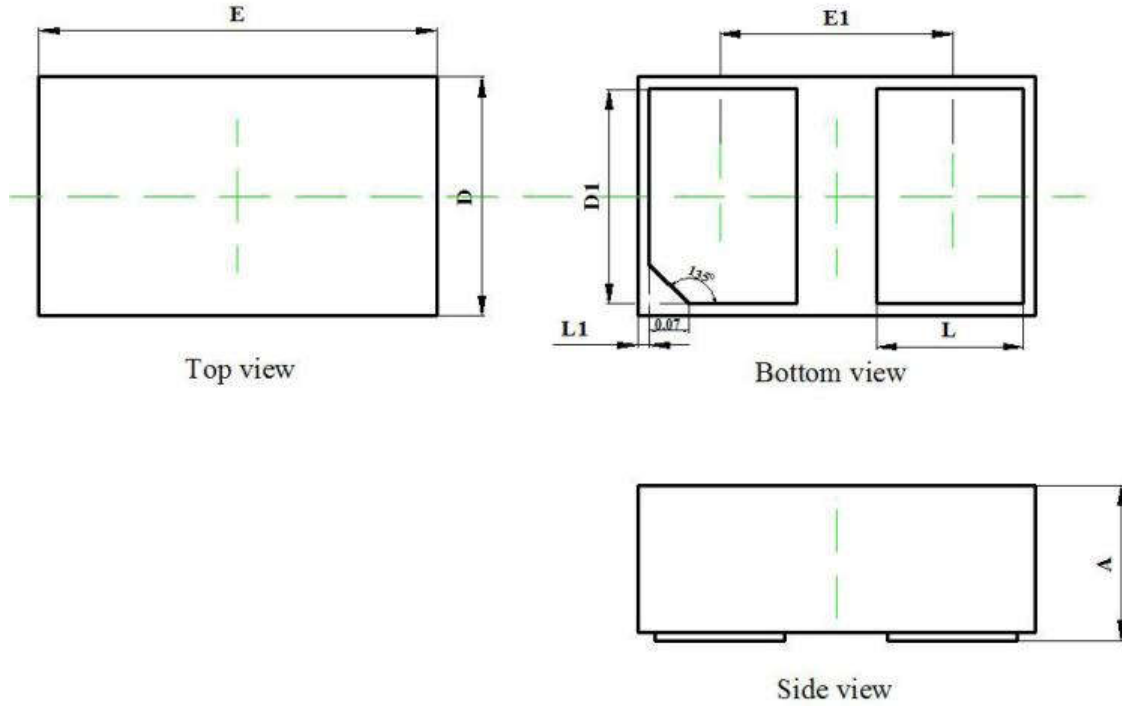


Fig. 4. Junction Capacitance vs V_R

PACKAGE MECHANICAL DATA



Symbol	Dimensions In Millimeters		Dimensions In Inches	
	Min	Max	Min	Max
A	0.350	0.450	0.014	0.018
D	0.550	0.650	0.022	0.026
E	0.950	1.050	0.037	0.041
D1	0.420	0.520	0.017	0.020
E1	0.550	0.650	0.022	0.026
L	0.270	0.370	0.011	0.015
L1	0.000	0.100	0.000	0.004

X-ON Electronics

Largest Supplier of Electrical and Electronic Components

Click to view similar products for [ESD Suppressors / TVS Diodes](#) category:

Click to view products by [FUXINSEMI](#) manufacturer:

Other Similar products are found below :

[60KS200C](#) [D18V0L1B2LP-7B](#) [D5V0F4U5P5-7](#) [NTE4902](#) [P4KE27CA](#) [P6KE11CA](#) [P6KE8.2A](#) [SA60CA](#) [SA64CA](#) [SMBJ12CATR](#)
[SMBJ33CATR](#) [SMBJ6.5A](#) [SMBJ8.0A](#) [ESD101-B1-02ELS](#) [E6327](#) [ESD112-B1-02EL](#) [E6327](#) [ESD7451N2T5G](#) [19180-510](#) [CPDT-5V0USP-](#)
[HF](#) [3.0SMCJ33CA-F](#) [3.0SMCJ36A-F](#) [HSPC16701B02TP](#) [JANTX1N6126A](#) [D3V3Q1B2DLP3-7](#) [D55V0M1B2WS-7](#) [SCM1293A-04SO](#)
[ESD200-B1-CSP0201](#) [E6327](#) [SM12-7](#) [CEN955 W/DATA](#) [VESD12A1A-HD1-GS08](#) [CPDQC5V0-HF](#) [D1213A-01LP4-7B](#) [ESD101-B1-02EL](#)
[E6327](#) [AOZ8808DI-03](#) [5KP15A](#) [5KP48A](#) [5KP90A](#) [ESD3V3D7-TP](#) [15KPA36A-LF](#) [P4KE56CA](#) [P4KE68A](#) [P4KE91CATR](#) [P6KE120A](#)
[P6KE13CA](#) [P6KE43CA](#) [P6KE6.8CA](#) [P6KE8.2](#) [P6SMBJ20CA](#) [JANTX1N6072A](#) [SR2835ESKG](#) [SA90CA](#)