



Features

1. Small surface mounting type
2. High reliability

Applications

Voltage stabilization

Construction

Silicon epitaxial planar

Absolute Maximum Ratings

$T_j=25^{\circ}\text{C}$

Parameter	Test Conditions	Type	Symbol	Value	Unit
Power dissipation	$R_{thJA} \leq 300\text{K/W}$		P_V	500	mW
Z-current			I_Z	P_V/V_Z	mA
Junction temperature			T_j	175	$^{\circ}\text{C}$
Storage temperature range			T_{stg}	-65~+175	$^{\circ}\text{C}$

Maximum Thermal Resistance

$T_j=25^{\circ}\text{C}$

Parameter	Test Conditions	Symbol	Value	Unit
Junction ambient	on PC board 50mm×50mm×1.6mm	R_{thJA}	500	K/W

Electrical Characteristics

$T_j=25^{\circ}\text{C}$

Parameter	Test Conditions	Type	Symbol	Min	Typ	Max	Unit
Forward voltage	$I_F=200\text{mA}$		V_F			1.5	V

Zener diode

Type	V_{Znom}	I_{ZT}	for V_{ZT} and	r_{zT}	r_{zK} at	I_{ZK}	I_R and	I_R at	V_R	TK_{VZ}
ZMM55C.	V	mA	$V^{1)}$	Ω	Ω	mA	μA	mA ²⁾	V	%/K
2V4	2.4	5	2.28~2.56	<85	<600	1	<50	<100	1	-0.09~-0.06
2V7	2.7	5	2.5~2.9	<85	<600	1	<10	<50	1	-0.09~-0.06
3V0	3.0	5	2.8~3.2	<90	<600	1	<4	<40	1	-0.08~-0.05
3V3	3.3	5	3.1~3.5	<90	<600	1	<2	<40	1	-0.08~-0.05
3V6	3.6	5	3.4~3.8	<90	<600	1	<2	<40	1	-0.08~-0.05
3V9	3.9	5	3.7~4.1	<90	<600	1	<2	<40	1	-0.08~-0.05
4V3	4.3	5	4.0~4.6	<90	<600	1	<1	<20	1	-0.06~-0.03
4V7	4.7	5	4.4~5.0	<80	<600	1	<0.5	<10	1	-0.05~+0.02
5V1	5.1	5	4.8~5.4	<60	<550	1	<0.1	<2	1	-0.02~+0.02
5V6	5.6	5	5.2~6.0	<40	<450	1	<0.1	<2	1	-0.05~+0.05
6V2	6.2	5	5.8~6.6	<10	<200	1	<0.1	<2	2	0.03~0.06
6V8	6.8	5	6.4~7.2	<8	<150	1	<0.1	<2	3	0.03~0.07
7V5	7.5	5	7.0~7.9	<7	<50	1	<0.1	<2	5	0.03~0.07
8V2	8.2	5	7.7~8.7	<7	<50	1	<0.1	<2	6.2	0.03~0.08
9V1	9.1	5	8.5~9.6	<10	<50	1	<0.1	<2	6.8	0.03~0.09
10	10	5	9.4~10.6	<15	<70	1	<0.1	<2	7.5	0.03~0.1
11	11	5	10.4~11.6	<20	<70	1	<0.1	<2	8.2	0.03~0.11
12	12	5	11.4~12.7	<20	<90	1	<0.1	<2	9.1	0.03~0.11
13	13	5	12.4~14.1	<26	<110	1	<0.1	<2	10	0.03~0.11
15	15	5	13.8~15.6	<30	<110	1	<0.1	<2	11	0.03~0.11
16	16	5	15.3~17.1	<40	<170	1	<0.1	<2	12	0.03~0.11
18	18	5	16.8~19.1	<50	<170	1	<0.1	<2	13	0.03~0.11
20	20	5	18.8~21.2	<55	<220	1	<0.1	<2	15	0.03~0.11
22	22	5	20.8~23.3	<55	<220	1	<0.1	<2	16	0.04~0.12
24	24	5	22.8~25.6	<80	<220	1	<0.1	<2	18	0.04~0.12
27	27	5	25.1~28.9	<80	<220	1	<0.1	<2	20	0.04~0.12
30	30	5	28~32	<80	<220	1	<0.1	<2	22	0.04~0.12
33	33	5	31~35	<80	<220	1	<0.1	<2	24	0.04~0.12
36	36	5	34~38	<80	<220	1	<0.1	<2	27	0.04~0.12
39	39	2.5	37~41	<90	<500	0.5	<0.1	<5	30	0.04~0.12
43	43	2.5	40~46	<90	<600	0.5	<0.1	<5	33	0.04~0.12
47	47	2.5	44~50	<110	<700	0.5	<0.1	<5	36	0.04~0.12
51	51	2.5	48~54	<125	<700	0.5	<0.1	<10	39	0.04~0.12
56	56	2.5	52~60	<135	<1000	0.5	<0.1	<10	43	0.04~0.12
62	62	2.5	58~66	<150	<1000	0.5	<0.1	<10	47	0.04~0.12
68	68	2.5	64~72	<200	<1000	0.5	<0.1	<10	51	0.04~0.12
75	75	2.5	70~79	<250	<1500	0.5	<0.1	<10	56	0.04~0.12

¹⁾ Tighter tolerances available request:

ZMM55B... $\pm 2\%$ of V_{Znom}

ZMM55C... $\pm 5\%$ of V_{Znom}

²⁾ at $T_j=150^\circ C$

Characteristics ($T_j=25^\circ\text{C}$ unless otherwise specified)

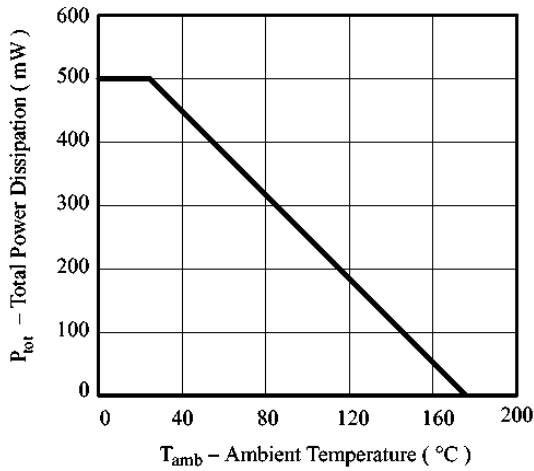


Figure 1. Total Power Dissipation vs. Ambient Temperature

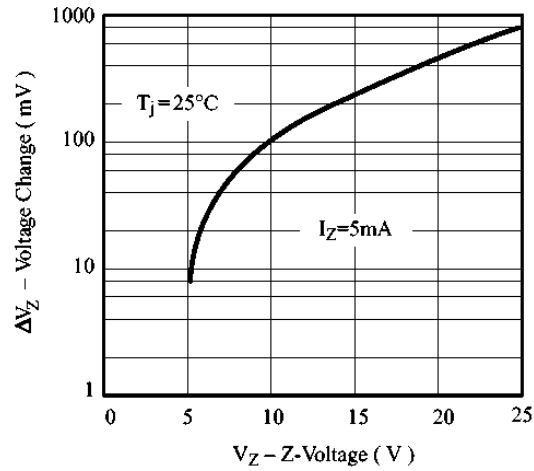


Figure 2. Typical Change of Working Voltage under Operating Conditions at $T_{\text{amb}}=25^\circ\text{C}$

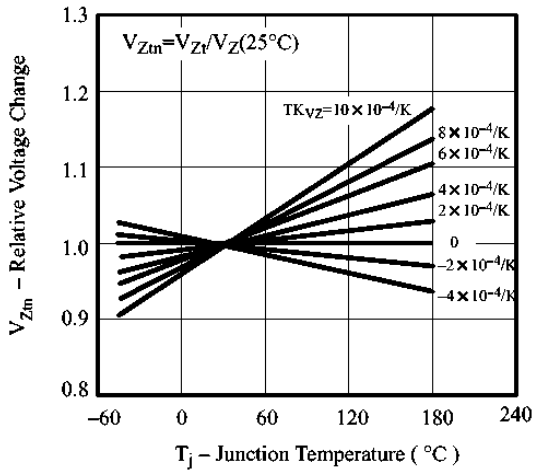


Figure 3. Typical Change of Working Voltage vs. Junction Temperature

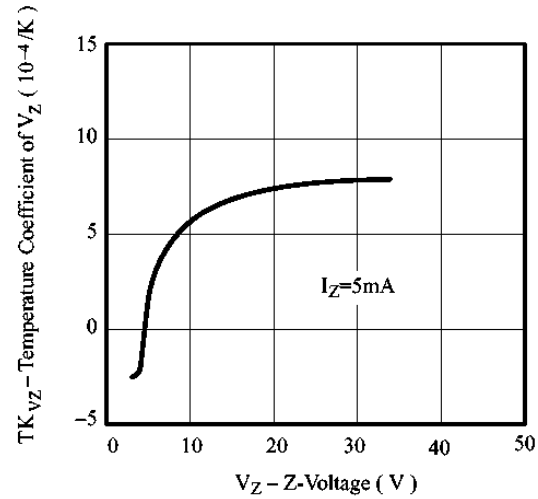


Figure 4. Temperature Coefficient of V_Z vs. Z-Voltage

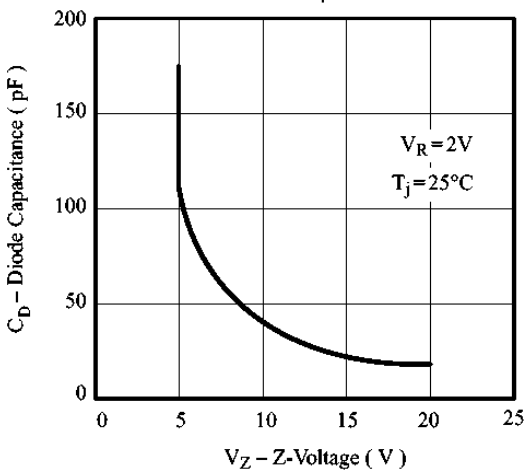


Figure 5. Diode Capacitance vs. Z-Voltage

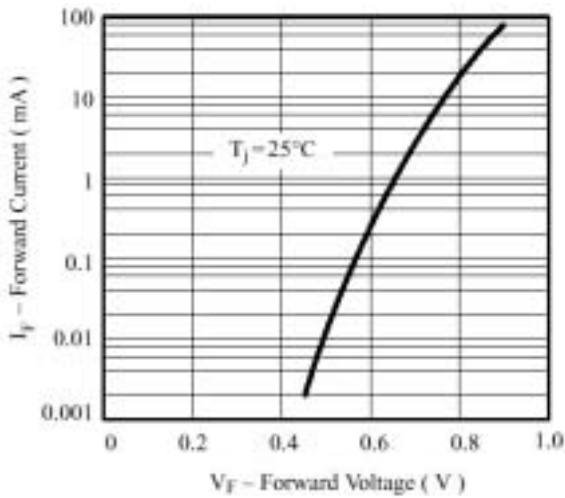


Figure 6. Forward Current vs. Forward Voltage

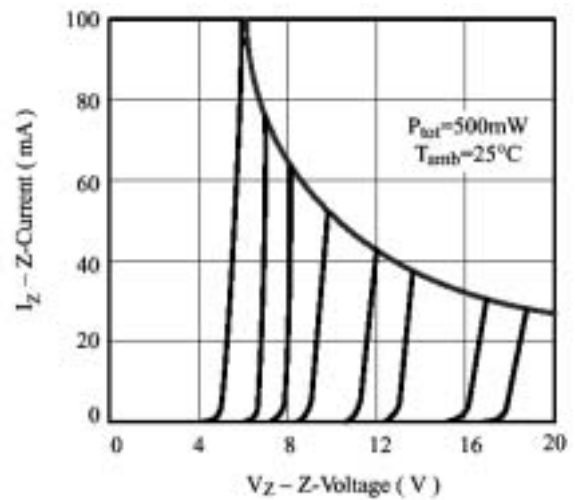


Figure 7. Z-Current vs. Z-Voltage

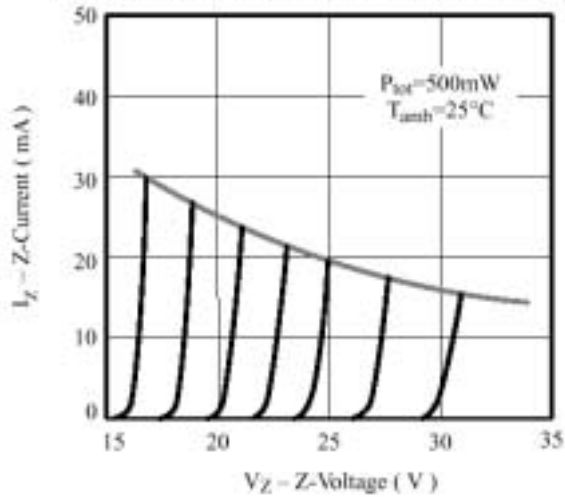


Figure 8. Z-Current vs. Z-Voltage

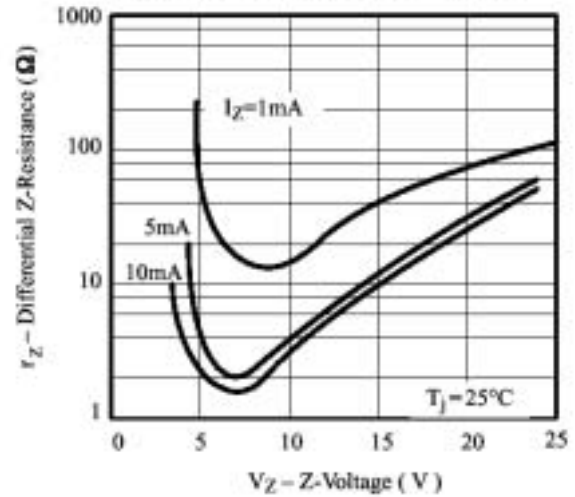


Figure 9. Differential Z-Resistance vs. Z-Voltage

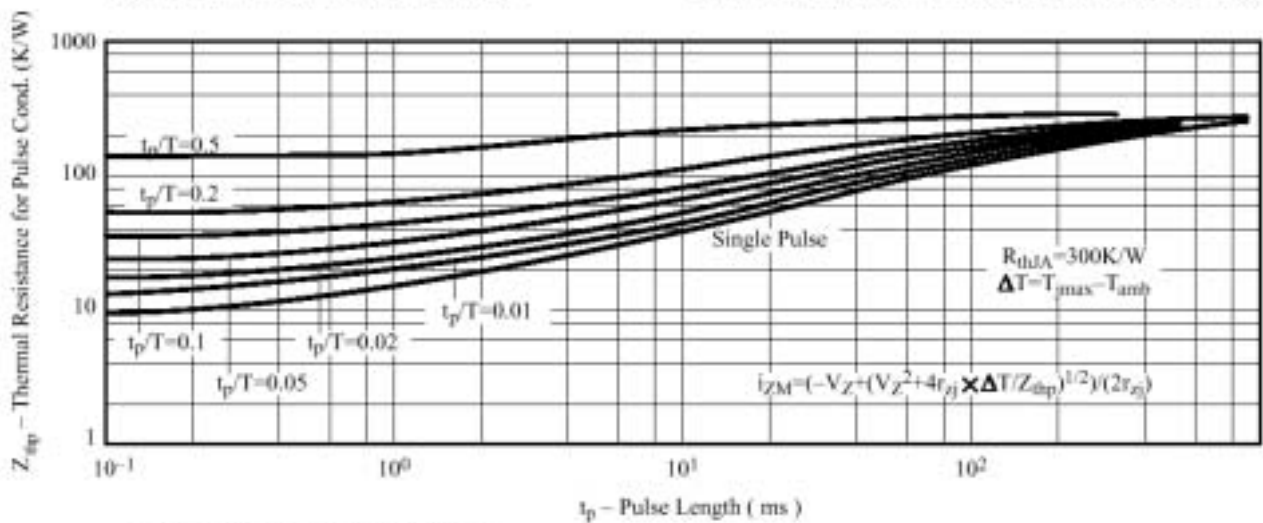
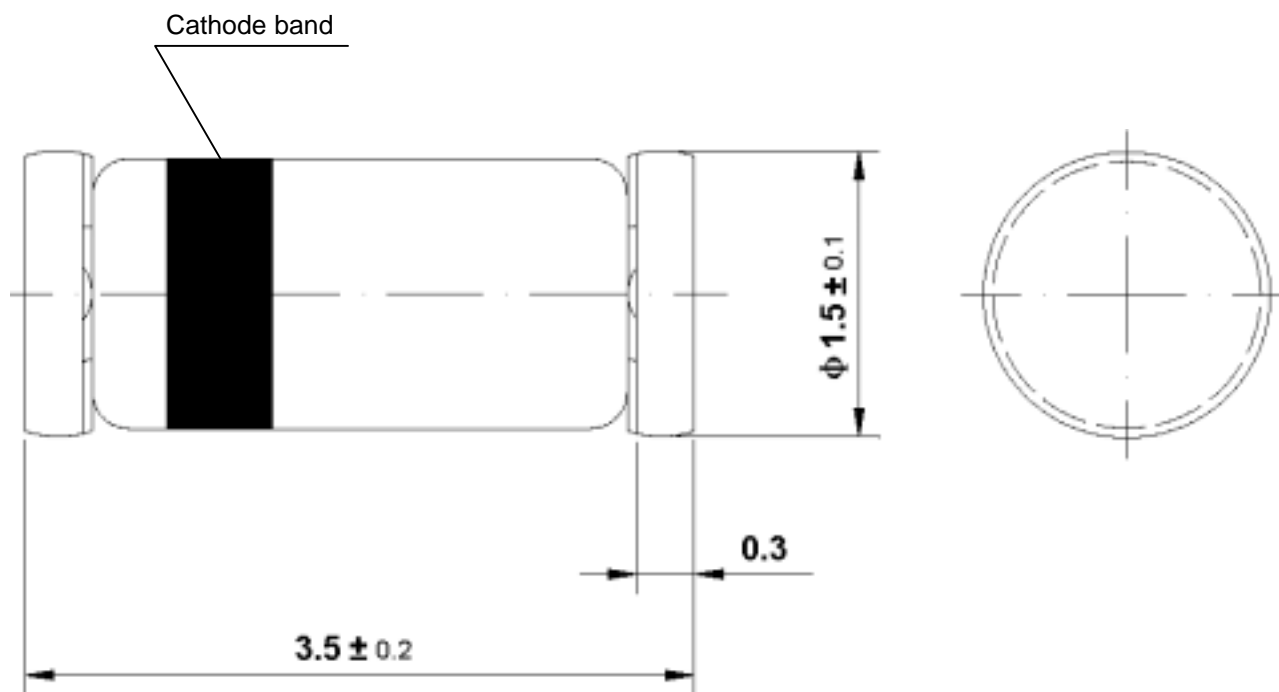


Figure 10. Thermal Response

Dimensions in mm



Glass Case
Mini Melf / SOD 80 / L L-34
JEDEC DO 213 AA

X-ON Electronics

Largest Supplier of Electrical and Electronic Components

Click to view similar products for [Zener Diodes](#) category:

Click to view products by [FUXINSEMI](#) manufacturer:

Other Similar products are found below :

[RKZ13B2KG#P1](#) [DL5234B](#) [EDZTE6113B](#) [1N4682](#) [1N4691](#) [1N4693](#) [1N4732A](#) [1N4736A](#) [1N4750A](#) [1N4759ARL](#) [1N5241B](#) [1N5365B](#)
[1N5369B](#) [1N747A](#) [1N959B](#) [1N964B](#) [1N966B](#) [1N968B](#) [1N972B](#) [NTE5121A](#) [NTE5147A](#) [NTE5152A](#) [NTE5155A](#) [NTE5164A](#)
[JANS1N4974US](#) [1N4692](#) [1N4700](#) [1N4702](#) [1N4704](#) [1N4711](#) [1N4714](#) [1N4737A](#) [1N4745ARL](#) [1N4752A](#) [1N4752ARL](#) [1N4760ARL](#)
[1N5221B](#) [1N5236B](#) [1N5241BTR](#) [1N5242BTR](#) [1N5350B](#) [1N5352B](#) [1N961BRR1](#) [1N964BRL](#) [RKZ5.1BKU#P6](#) [3SMAJ5946B-TP](#)
[3SMAJ5950B-TP](#) [3SMBJ5925B-TP](#) [441774C](#) [BZX84C3V9](#)