

 FUZETEC TECHNOLOGY CO., LTD.	NO.	PQ27-120E		
	Product Specification and Approval Sheet	Version	A2	Page

Radial Leaded PTC Resettable Fuse : FHT Series

1. Summary

- (a) **RoHS Compliant (Lead Free) Product**
- (b) **Applications : Wide variety of electronic equipment**
- (c) **Product Features : Very Low resistance, Very High hold current, Solid state, Radial leaded product ideal for up to 16V and Operating temperatures up to 125°C.**
- (d) **Operation Current : 0.5A~15.0A**
- (e) **Maximum Voltage : 16V/30VDC**
- (f) **Temperature Range : -40°C to 125°C**

2. Agency Recognition

UL: File No. E211981
C-UL: File No. E211981
TÜV: File No. R50004084

3. Electrical Characteristics (23°C)

Part Number	Hold Current	Trip Current	Max.Time to Trip	Maximum Current	Rated Voltage	Typical Power	Resistance	
	I _H , A	I _T , A	at 5xI _H , S	I _{MAX} , A	V _{MAX} , VDC	P _d , W	R _{MIN}	R _{1MAX}
							Ohms	Ohms
FHT050-30F	0.5	0.9	2.5	40	30	0.9	0.4800	1.1000
FHT070-30F	0.7	1.4	3.2	40	30	1.4	0.3000	0.8000
FHT100-30F	1.0	1.8	5.2	40	30	1.4	0.1800	0.4300
FHT200-16F	2.0	3.8	3.0	100	16	1.4	0.0450	0.1100
FHT300-16F	3.0	6.0	5.0	100	16	3.0	0.0330	0.0790
FHT400-16F	4.0	7.0	5.0	100	16	3.3	0.0240	0.0600
FHT450-16F	4.5	7.8	3.0	100	16	3.6	0.0220	0.0540
FHT550-16F	5.5	10.0	6.0	100	16	3.5	0.0150	0.0370
FHT600-16F	6.0	10.8	5.0	100	16	4.1	0.0130	0.0320
FHT650-16F	6.5	12.0	5.5	100	16	4.3	0.0110	0.0260
FHT700-16F	7.0	13.0	7.0	100	16	4.0	0.0100	0.0250
FHT750-16F	7.5	13.1	7.0	100	16	4.5	0.0094	0.0220
FHT800-16F	8.0	15.0	8.0	100	16	4.2	0.0080	0.0200
FHT900-16F	9.0	16.5	10.0	100	16	5.0	0.0074	0.0170
FHT1000-16F	10.0	18.5	9.0	100	16	5.3	0.0062	0.0150
FHT1100-16F	11.0	20.0	11.0	100	16	5.5	0.0055	0.0130
FHT1300-16F	13.0	24.0	13.0	100	16	6.9	0.0041	0.0100
FHT1400-16F	14.0	27.0	13.0	100	16	6.9	0.0030	0.0090
FHT1500-16F	15.0	28.0	20.0	100	16	7.0	0.0032	0.0092

NOTE : Specification subject to change without notice.



I_H =Hold current-maximum current at which the device will not trip at 23°C still air.
 I_T =Trip current-minimum current at which the device will always trip at 23°C still air.
 V_{MAX} =Maximum voltage device can withstand without damage at its rated current.
 I_{MAX} = Maximum fault current device can withstand without damage at rated voltage (V_{MAX}).
 P_d =Typical power dissipated from device when in tripped state in 23°C still air environment.
 R_{MIN} =Minimum device resistance at 23°C.
 R_{1MAX} =Maximum device resistance at 23°C, 1 hour after tripping .
 Physical specifications:
 Lead material: FHT050-30F~FHT100-30F and FHT200-16F Tin plated copper clad steel, 24 AWG.
 FHT300-16F~FHT1100-16F Tin plated copper, 20 AWG.
 FHT1300-16F~FHT1500-16F Tin plated copper, 18 AWG.
 Soldering characteristics:MIL-STD-202, Method 208E.
 Insulating coating:Flame retardant epoxy, meets UL-94V-0 requirement.

4. Production Dimensions (millimeter)

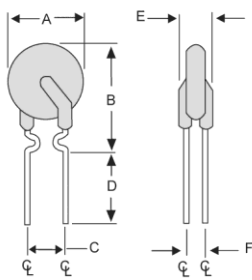


Fig.1

Lead Size :24AWG
Φ0.51 mm Diameter

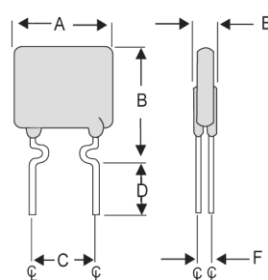


Fig.2

Lead Size :24AWG
Φ0.51 mm Diameter

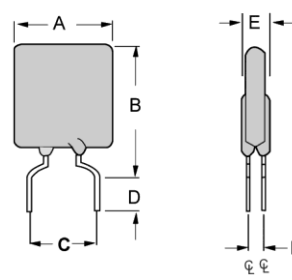


Fig.3

Lead Size : 20AWG
Φ 0.81 mm Diameter

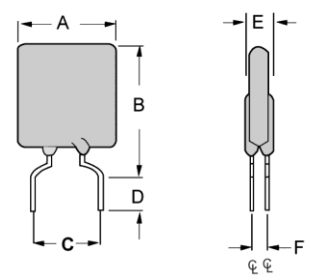


Fig.4

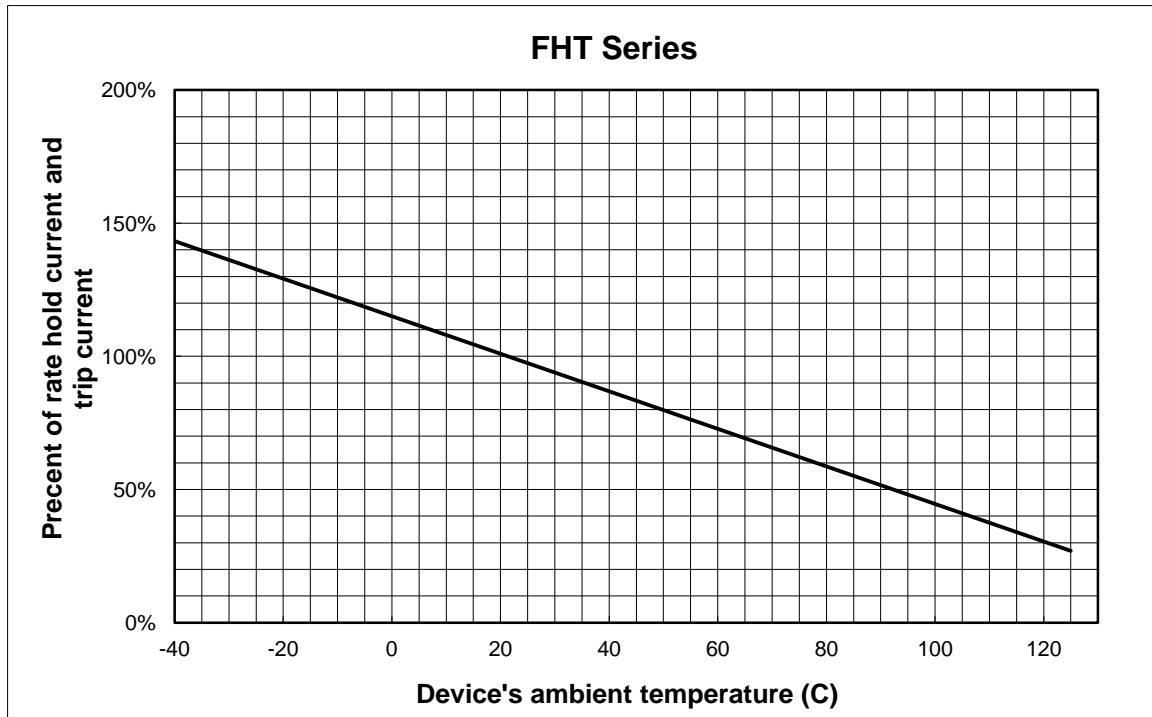
Lead Size : 18AWG
Φ 1.00 mm Diameter

Part Number	Figure	A	B	C	D	E	F
		Maximum	Maximum	Typical	Minimum	Maximum	Typical
FHT050-30F	1	7.4	12.7	5.1	7.6	3.0	1.2
FHT070-30F	2	6.9	10.8	5.1	7.6	3.0	1.2
FHT100-30F	1	9.7	13.6	5.1	7.6	3.0	1.2
FHT200-16F	1	9.4	14.4	5.1	7.6	3.0	1.2
FHT300-16F	3	8.8	13.8	5.1	7.6	3.0	1.2
FHT400-16F	3	10.0	15.0	5.1	7.6	3.0	1.2
FHT450-16F	3	10.4	15.6	5.1	7.6	3.0	1.2
FHT550-16F	3	11.2	18.9	5.1	7.6	3.0	1.2
FHT600-16F	3	11.2	21.0	5.1	7.6	3.0	1.2
FHT650-16F	3	12.7	22.2	5.1	7.6	3.0	1.2
FHT700-16F	3	14.0	21.9	5.1	7.6	3.0	1.2
FHT750-16F	3	14.0	23.5	5.1	7.6	3.0	1.2
FHT800-16F	3	16.5	22.5	5.1	7.6	3.0	1.2
FHT900-16F	3	16.5	25.7	5.1	7.6	3.0	1.2
FHT1000-16F	3	17.5	26.5	10.2	7.6	3.0	1.2
FHT1100-16F	3	21.0	26.1	10.2	7.6	3.0	1.2
FHT1300-16F	4	23.5	28.7	10.2	7.6	3.6	1.4
FHT1400-16F	4	23.5	28.7	10.2	7.6	3.6	1.4
FHT1500-16F	4	23.5	28.7	10.2	7.6	3.6	1.4

NOTE : Specification subject to change without notice.

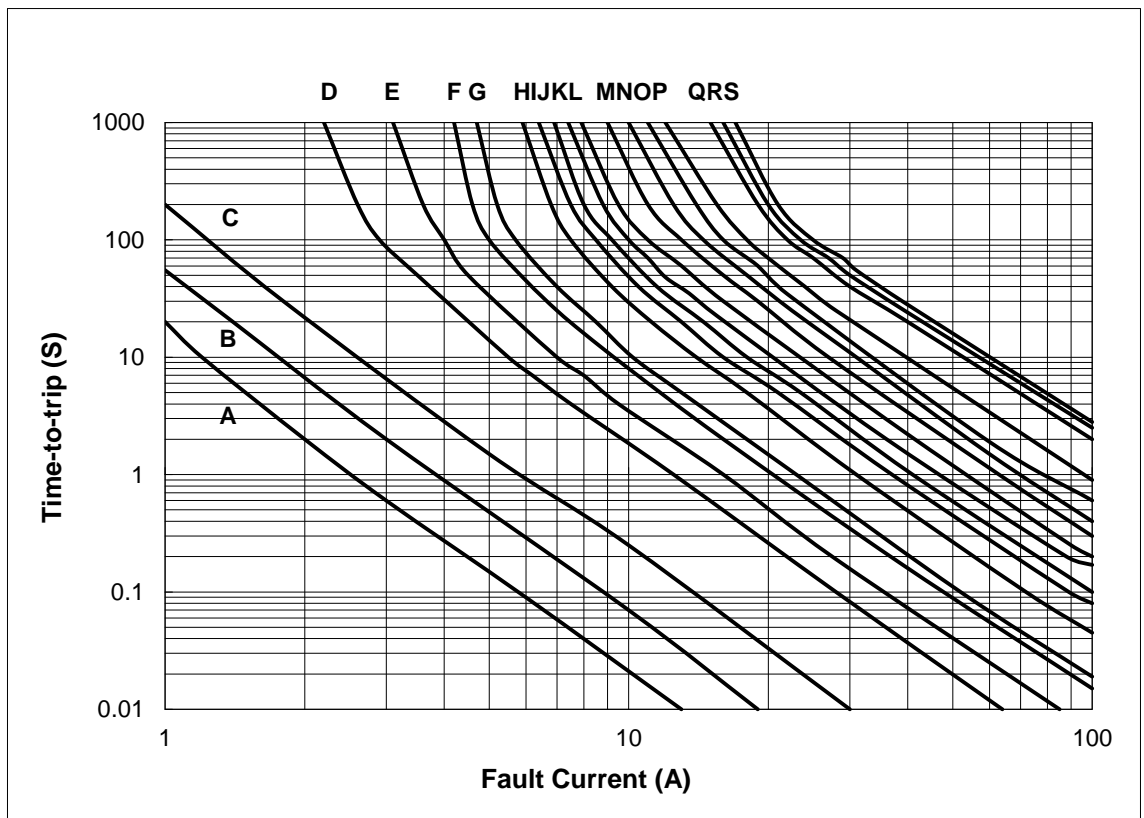


5. Thermal Derating Curve



6. Typical Time-To-Trip at 23°C

- A=FHT050-30F
- B=FHT070-30F
- C=FHT100-30F
- D=FHT200-16F
- E=FHT300-16F
- F=FHT400-16F
- G=FHT450-16F
- H=FHT550-16F
- I=FHT600-16F
- J=FHT650-16F
- K=FHT700-16F
- L= FHT750-16F
- M=FHT800-16F
- N=FHT900-16F
- O=FHT1000-16F
- P=FHT1100-16F
- Q=FHT1300-16F
- R=FHT1400-16F
- S=FHT1500-16F





7. Material Specification

Lead material : FHT050-30F~FHT100-30F and FHT200-16F Tin plated copper clad steel, 24 AWG.

FHT300-16F~FHT1100-16F Tin plated copper, 20 AWG.

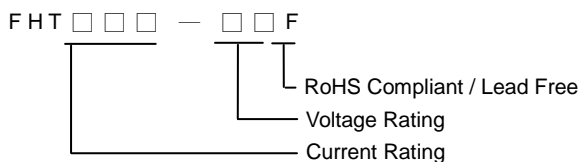
FHT1300-16F~FHT1500-16F Tin plated copper, 18 AWG.

Soldering characteristics: MIL-STD-202, Method 208E.

Insulating coating: Flame retardant epoxy, meets UL-94V-0 requirement.

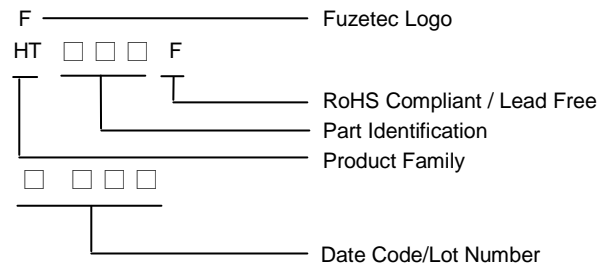
8. Part Numbering and Marking System

Part Numbering System



Example

Part Marking System



Note: Font on Marking may look slightly different due to fine turnings of each Marking printer.

Warning: - Each product should be carefully evaluated and tested for their suitability of application.



- Operation beyond the specified maximum rating or improper use may result in damage and possible electrical arcing and/or flame.
- PPTC device are intended for occasional overcurrent protection. Application for repeated overcurrent condition and/or prolonged trip are not anticipated.
- Avoid contact of PPTC device with chemical solvent, including some inert material such as silicone based oil, lubricant and etc. Prolonged contact will damage the device performance.
- Additional protection mechanism are strongly recommended to be used in conjunction with the PPTC device for protection against abnormal or failure conditions.
- Avoid use of PPTC device in a constrained space such as potting material, housing and containers where have limited space to accommodate device thermal expansion and/or contraction.

X-ON Electronics

Largest Supplier of Electrical and Electronic Components

Click to view similar products for [Resettable Fuses - PPTC](#) category:

Click to view products by [Fuzetec](#) manufacturer:

Other Similar products are found below :

[RF0077-000](#) [RF0627-000](#) [RF3301-000](#) [RF3382-000](#) [SMD125-2](#) [RF1973-000](#) [RF2531-000](#) [RF2873-000](#) [RF3060-000](#) [TR600-150Q-B-0.5-0.130](#) [RXE090](#) [5E4795/04-1502](#) [TRF250-080T-B-1.0-0.125](#) [SMD100-2](#) [NIS5431MT1TXG](#) [SMD250-2](#) [RS30-090](#) [RS30-600](#) [RS30-800](#) [RS30-900](#) [RS60RB-160](#) [RS60SB-250](#) [SB250-145](#) [0ZCH0110AF2E](#) [0603L001/60YR](#) [0603L003/36YR](#) [BK250-120-SZ-E0.6](#) [BK60-010-DI-E0.5](#) [BK250-040-DY-E0.6](#) [RF2631-000](#) [NIS5420MT2TXG](#) [NIS5420MT3TXG](#) [NIS6420MT1TWG](#) [RF5032-000](#) [RF5051-000](#) [RF5034-000](#) [RF5105-000](#) [RF5062-000](#) [RF5055-000](#) [RF5052-000](#) [2920L075/72MR](#) [BSMD0603-025-24V](#) [BSMD0402L-005](#) [BSMD0603-010-9V](#) [BSMD1812-020-60V](#) [BSMD2920-400-30V](#) [BSMD0603-010-12V](#) [BSMD0805-035-30V](#) [BSMD1210-150-16V](#) [BSMD0805-003-60V](#)