

 FUZETEC TECHNOLOGY CO., LTD.	NO.	PQ07-108E		
	Product Specification and Approval Sheet	Version	3	Page

Axial Leaded PTC Resettable Fuse: FLR550F

1. Summary

- (a) **RoHS Compliant (Lead Free) Product**
- (b) **Applications:** Rechargeable battery packs, Lithium cell and battery packs
- (c) **Product Features:** Low profile, Low resistance, High hold current, Solid state
- (d) **Operation Current:** 5.5A
- (e) **Maximum Voltage:** 20V
- (f) **Temperature Range :** -40°C to 85°C

2. Agency Recognition

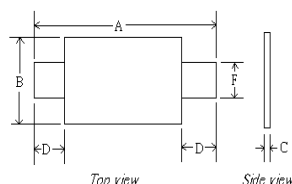
UL: File No. E211981
TÜV: File No. R50004084

3. Electrical Characteristics (23°C)

Part Number	Hold Current	Trip Current	Max.Time to Trip	Rated Voltage	Maximum Current	Typical Power	Resistance		
	I_H , A	I_T , A	at 5x I_H ,s	V_{MAX} , VDC	I_{MAX} , A	P_d , W	R_{MIN}	R_{MAX}	R_{1MAX}
	Ohms	Ohms	Ohms						
FLR550F	5.5	10.5	5.0	20	100	2.8	0.009	0.016	0.022

I_H =Hold current-maximum current at which the device will not trip at 23°C still air.
 I_T =Trip current-minimum current at which the device will always trip at 23°C still air.
 V_{MAX} =Maximum voltage device can withstand without damage at its rated current.
 I_{MAX} = Maximum fault current device can withstand without damage at rated voltage (V_{MAX}).
 P_d =Maximum power dissipated from device when in tripped state in 23°C still air environment.
 R_{MIN} =Minimum device resistance at 23°C.
 R_{1MAX} =Maximum device resistance at 23°C, 1 hour after tripping.
Physical specifications:
Lead material:0.13mm nominal thickness, quarter-hard nickel.
Insulating material: Polyester tape.

4. Production Dimensions (millimeter)

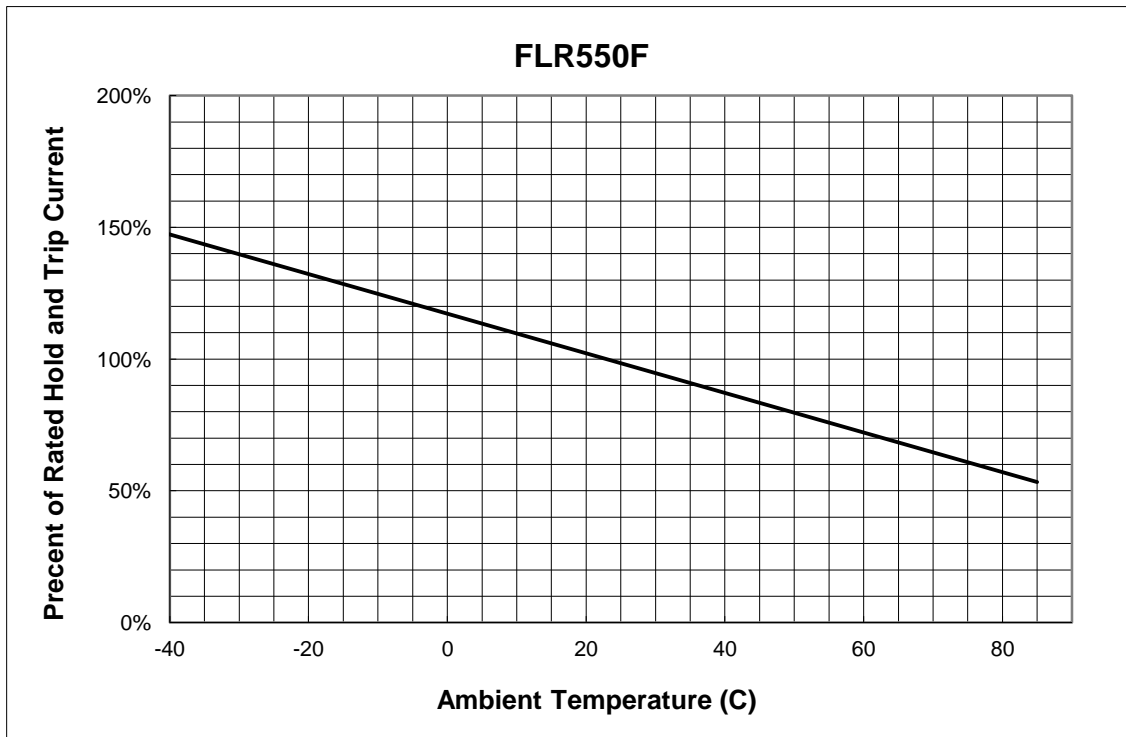


Part Number	A		B		C		D		F	
	Min	Max	Min	Max	Min	Max	Min	Max	Min	Max
FLR550F	35.0	37.0	6.9	7.5	0.6	1.0	5.3	6.7	4.9	5.1

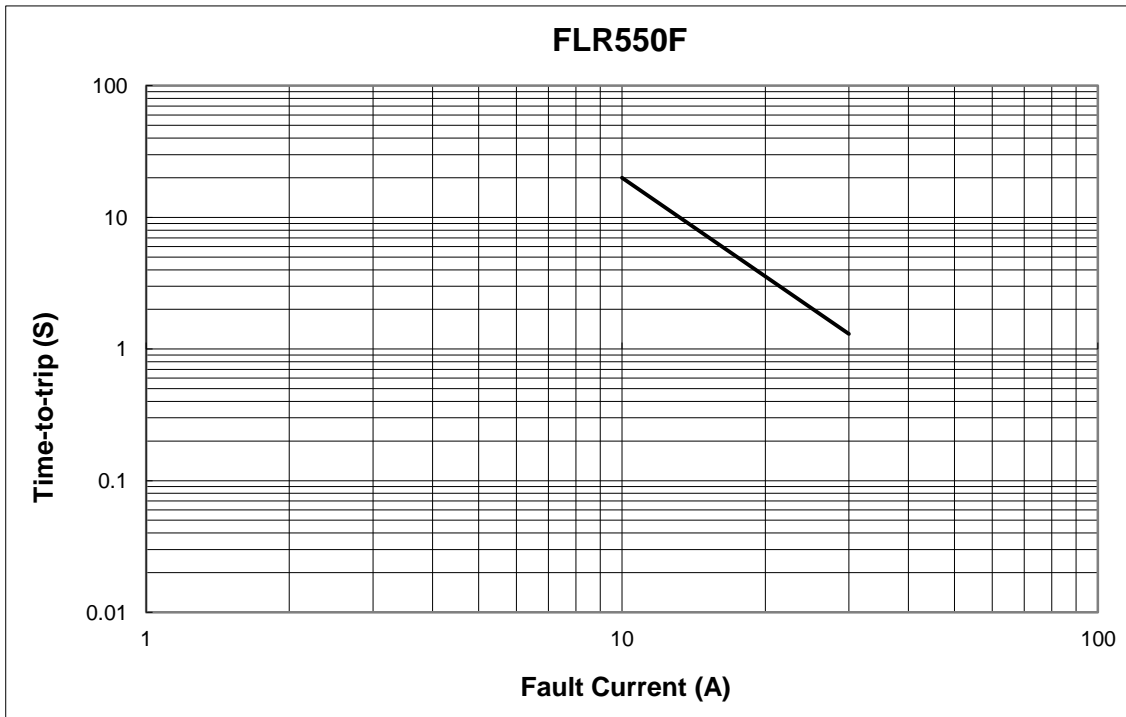
NOTE : Specification subject to change without notice.



5. Thermal Derating Curve



6. Typical Time-To-Trip at 23°C



NOTE : Specification subject to change without notice.

 FUZETEC TECHNOLOGY CO., LTD.	NO.	PQ07-108E		
	Product Specification and Approval Sheet	Version	3	Page

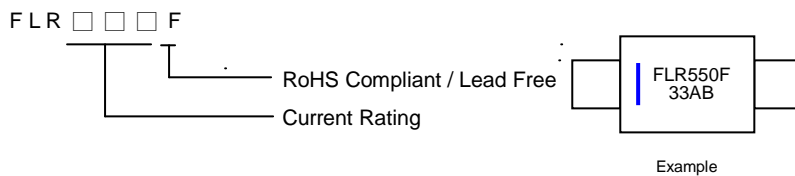
7. Material Specification

Lead material: 0.13 mm nominal thickness, quarter-hard nickel

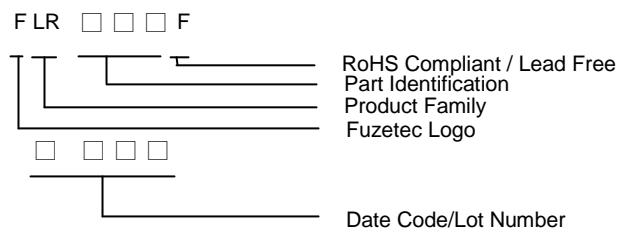
Insulating material: Polyester tape

8. Part Numbering and Marking System

Part Numbering System



Part Marking System



Warning: -Operation beyond the specified maximum ratings or improper use may result in damage and possible electrical arcing and/or flame.



-PPTC device are intended for occasional overcurrent protection. Application for repeated overcurrent condition and/or prolonged trip are not anticipated.

- Avoid contact of PPTC device with chemical solvent. Prolonged contact will damage the device performance.

NOTE : Specification subject to change without notice.

X-ON Electronics

Largest Supplier of Electrical and Electronic Components

Click to view similar products for [Resettable Fuses - PPTC](#) category:

Click to view products by [Fuzetec](#) manufacturer:

Other Similar products are found below :

[RF0077-000](#) [RF0627-000](#) [RF3301-000](#) [RF3382-000](#) [RF3394-000](#) [RF3399-000](#) [SMD125-2](#) [RF1973-000](#) [RF2531-000](#) [RF2873-000](#) [RF3060-000](#) [RF3311-000](#) [TR600-150Q-B-0.5-0.130](#) [RXE090](#) [5E4795/04-1502](#) [TRF250-080T-B-1.0-0.125](#) [SMD100-2](#) [NIS5431MT1TXG](#) [SMD250-2](#) [RS30-090](#) [RS30-600](#) [RS30-800](#) [RS30-900](#) [RS60RB-160](#) [RS60SB-250](#) [SB250-145](#) [K30U400](#) [0ZCH0110AF2E](#) [BK60-110-DI-E0.6](#) [BK250-120-SZ-E0.6](#) [BK60-010-DI-E0.5](#) [BK250-040-DY-E0.6](#) [RF2631-000](#) [NIS4461MT3TXG](#) [NIS5420MT2TXG](#) [NIS5420MT3TXG](#) [NIS6420MT1TWG](#) [RF5032-000](#) [RF5051-000](#) [RF5105-000](#) [RF5062-000](#) [RF5055-000](#) [RF5052-000](#) [2920L075/72MR](#) [BSMD0603-025-24V](#) [BSMD0402L-005](#) [BSMD0603-010-9V](#) [BSMD1812-020-60V](#) [BSMD2920-400-30V](#) [BSMD0603-010-12V](#)