

 FUZETEC TECHNOLOGY CO., LTD.	NO.	PQ08-101E		
	Product Specification and Approval Sheet	Version	9	Page

Radial Leaded PTC Resettable Fuse : FRG Series

1. Summary

- (a) **RoHS Compliant (Lead Free) Product**
- (b) **Applications : Wide variety of electronic equipment**
- (c) **Product Features : Very Low resistance, Very High hold current, Solid state, Radial leaded product ideal for up to 16VDC**
- (d) **Operation Current : 2.5A~14.0A**
- (e) **Maximum Voltage : 16VDC**
- (f) **Temperature Range : -40°C to 85°C**

2. Agency Recognition

UL : File No. E211981
C-UL: File No. E211981
TÜV: File No. R50004084

3. Electrical Characteristics (23°C)

Part Number	Hold Current	Trip Current	Max.Time to trip	Max. Current	Rated Voltage	Typ. Power	Resistance	
	I _H , A	I _T , A	at 5xI _H ,s	I _{MAX} , A	V _{MAX} , VDC	P _d , W	R _{MIN}	R _{1MAX}
							Ohms	Ohms
FRG250-16F	2.5	4.7	5.0	100	16	1.0	0.022	0.053
FRG300-16F	3.0	5.1	2.0	100	16	2.3	0.034	0.105
FRG400-16F	4.0	6.8	3.5	100	16	2.4	0.020	0.063
FRG500-16F	5.0	8.5	3.6	100	16	2.6	0.014	0.044
FRG600-16F	6.0	10.2	5.8	100	16	2.8	0.009	0.033
FRG700-16F	7.0	11.9	8.0	100	16	3.0	0.006	0.021
FRG800-16F	8.0	13.6	9.0	100	16	3.0	0.005	0.018
FRG900-16F	9.0	15.3	12.0	100	16	3.3	0.004	0.015
FRG1000-16F	10.0	17.0	12.5	100	16	3.3	0.003	0.012
FRG1100-16F	11.0	18.7	13.5	100	16	3.7	0.003	0.010
FRG1200-16F	12.0	20.4	16.0	100	16	4.2	0.002	0.009
FRG1400-16F	14.0	23.8	20.0	100	16	4.6	0.002	0.008

I_H=Hold current-maximum current at which the device will not trip at 23°C still air.
 I_T=Trip current-minimum current at which the device will always trip at 23°C still air.
 V_{MAX}=Maximum voltage device can withstand without damage at its rated current.
 I_{MAX}= Maximum fault current device can withstand without damage at rated voltage (V max).
 P_d=Typical power dissipated from device when in the tripped state in 23°C still air environment.
 R_{MIN}=Minimum device resistance at 23°C.
 R_{1MAX}=Maximum device resistance at 23°C 1 hour after tripping .

Physical specifications:

Lead material: FRG250-16F Tin plated copper clad steel, 24 AWG.

FRG300-16F~FRG1100-16F Tin plated copper,20 AWG.

FRG1200-16F~FRG1400-16F Tin plated copper,18 AWG.

Soldering characteristics:MIL-STD-202, Method 208E.

Insulating coating:Flame retardant epoxy ,meet UL-94V-0 requirement.

NOTE : Specification subject to change without notice.

2019/11/13



4. Production Dimensions (millimeter)

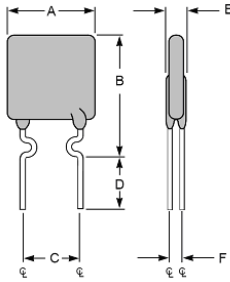


Figure 1
Lead Size: 24AWG
Φ 0.51 mm Diameter

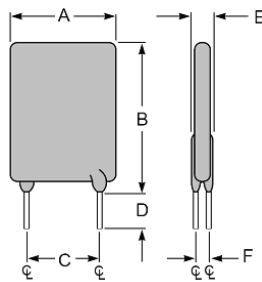


Figure 2
Lead Size: 20AWG
Φ 0.81 mm Diameter

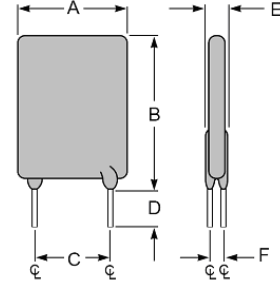
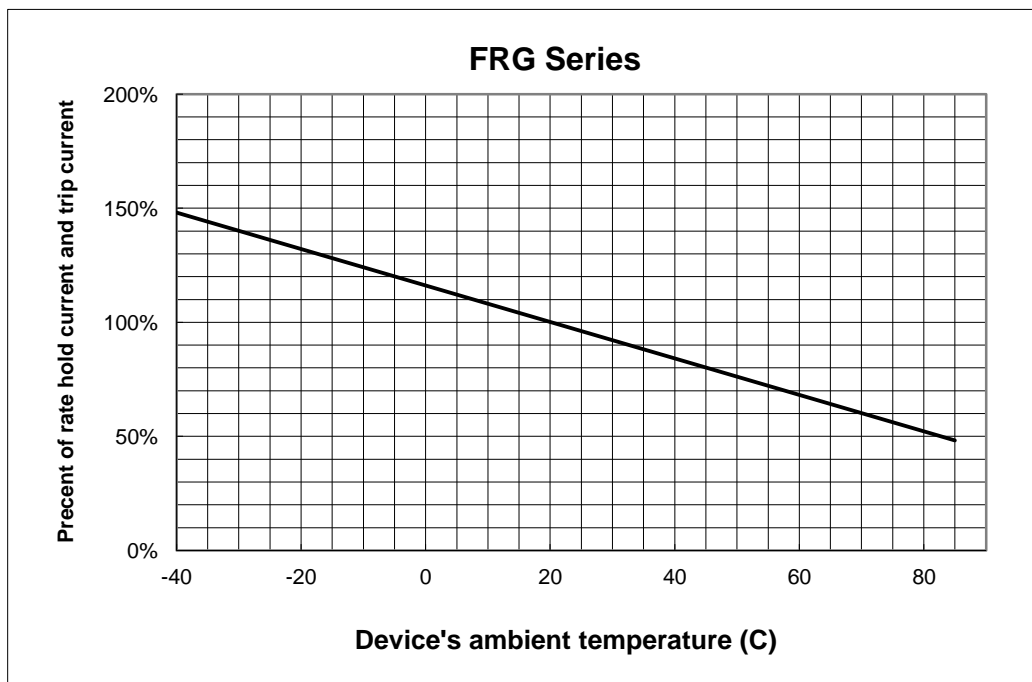


Figure 3
Lead Size: 18AWG
Φ 1.0 mm Diameter

Part Number	Fig	A	B	C	D	E	F
		Maximum	Maximum	Typical	Minimum	Maximum	Typical
FRG250-16F	1	8.9	12.8	5.1	7.6	3.0	1.2
FRG300-16F	2	7.1	11.0	5.1	7.6	3.0	1.2
FRG400-16F	2	8.9	12.8	5.1	7.6	3.0	1.2
FRG500-16F	2	10.4	14.3	5.1	7.6	3.0	1.2
FRG600-16F	2	10.7	17.1	5.1	7.6	3.0	1.2
FRG700-16F	2	11.2	19.7	5.1	7.6	3.0	1.2
FRG800-16F	2	12.7	20.9	5.1	7.6	3.0	1.2
FRG900-16F	2	14.0	21.7	5.1	7.6	3.0	1.2
FRG1000-16F	2	16.5	24.1	5.1	7.6	3.0	1.2
FRG1100-16F	2	17.5	26.0	5.1	7.6	3.0	1.2
FRG1200-16F	3	17.5	28.0	10.2	7.6	3.6	1.4
FRG1400-16F	3	27.9	27.9	10.2	7.6	3.6	1.4

5. Thermal Derating Curve

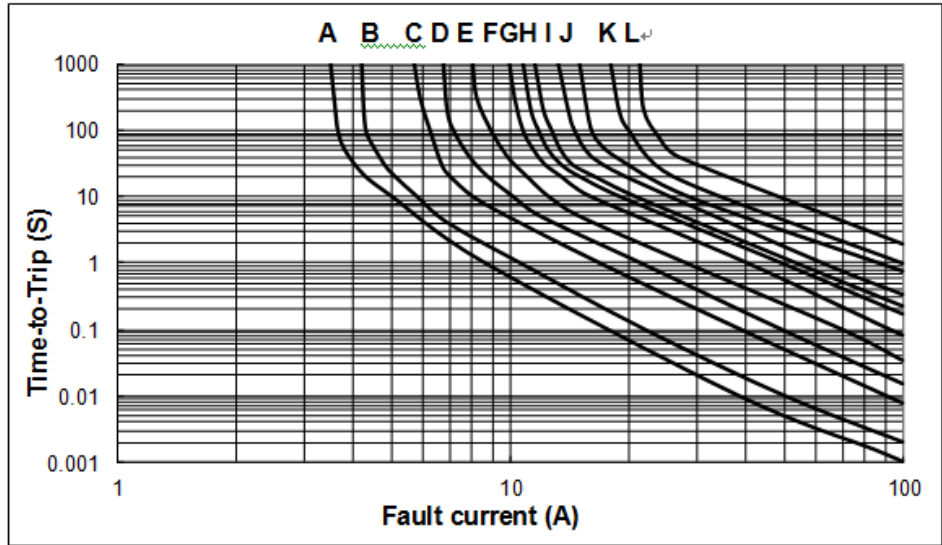


NOTE : Specification subject to change without notice.



6. Typical Time-To-Trip at 23°C

- A = FRG250-16F
- B = FRG300-16F
- C = FRG400-16F
- D = FRG500-16F
- E = FRG600-16F
- F = FRG700-16F
- G = FRG800-16F
- H = FRG900-16F
- I = FRG1000-16F
- J = FRG1100-16F
- K = FRG1200-16F
- L = FRG1400-16F



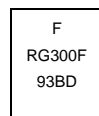
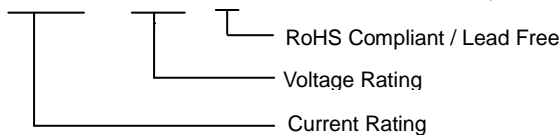
7. Material Specification

Lead material : FRG250-16F Tin plated copper clad steel, 24 AWG.
 FRG300-16F~FRG1100-16F Tin plated copper, 20 AWG.
 FRG1200-16F~FRG1400-16F Tin plated copper, 18 AWG.
 Soldering characteristics:MIL-STD-202, Method 208E.
 Insulating coating: Flame retardant epoxy, meets UL-94V-0 requirement.

8. Part Numbering and Marking System

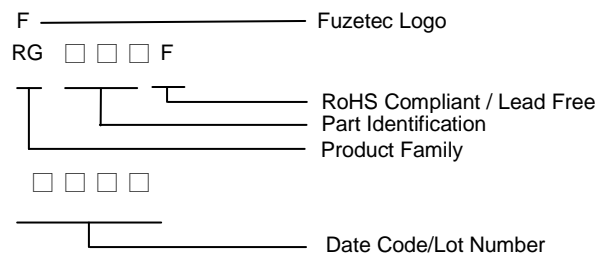
Part Numbering System

FRG □ □ □ - □ □ F



Example

Part Marking System



Note: Font on Marking may look slightly different due to fine turnings of each Marking printer.

Warning:



- Each product should be carefully evaluated and tested for their suitability of application.
- Operation beyond the specified maximum rating or improper use may result in damage and possible electrical arcing and/or flame.
- PPTC device are intended for occasional overcurrent protection. Application for repeated overcurrent condition and/or prolonged trip are not anticipated.
- Avoid contact of PPTC device with chemical solvent, including some inert material such as silicone based oil, lubricant and etc. Prolonged contact will damage the device performance.
- Additional protection mechanism are strongly recommended to be used in conjunction with the PPTC device for protection against abnormal or failure conditions.
- Avoid use of PPTC device in a constrained space such as potting material, housing and containers where have limited space to accommodate device thermal expansion and/or contraction.

NOTE : Specification subject to change without notice.

X-ON Electronics

Largest Supplier of Electrical and Electronic Components

Click to view similar products for [Resettable Fuses - PPTC](#) category:

Click to view products by [Fuzetec](#) manufacturer:

Other Similar products are found below :

[RF0077-000](#) [RF0627-000](#) [RF3301-000](#) [RF3382-000](#) [SMD125-2](#) [RF1973-000](#) [RF2531-000](#) [RF2873-000](#) [RF3060-000](#) [TR600-150Q-B-0.5-0.130](#) [RXE090](#) [5E4795/04-1502](#) [TRF250-080T-B-1.0-0.125](#) [SMD100-2](#) [NIS5431MT1TXG](#) [SMD250-2](#) [RS30-090](#) [RS30-600](#) [RS30-800](#) [RS30-900](#) [RS60RB-160](#) [RS60SB-250](#) [SB250-145](#) [0ZCH0110AF2E](#) [0603L001/60YR](#) [0603L003/36YR](#) [BK250-120-SZ-E0.6](#) [BK60-010-DI-E0.5](#) [BK250-040-DY-E0.6](#) [RF2631-000](#) [NIS5420MT2TXG](#) [NIS5420MT3TXG](#) [NIS6420MT1TWG](#) [RF5032-000](#) [RF5051-000](#) [RF5034-000](#) [RF5105-000](#) [RF5062-000](#) [RF5055-000](#) [RF5052-000](#) [2920L075/72MR](#) [BSMD0603-025-24V](#) [BSMD0402L-005](#) [BSMD0603-010-9V](#) [BSMD1812-020-60V](#) [BSMD2920-400-30V](#) [BSMD0603-010-12V](#) [BSMD0805-035-30V](#) [BSMD1210-150-16V](#) [BSMD0805-003-60V](#)