

 FUZETEC TECHNOLOGY CO., LTD.	NO.	PQ33-101E		
	Product Specification and Approval Sheet	Version	A5	Page

Radial Leaded PTC Resettable Fuse : FRHV Series

1. Summary

- (a) **RoHS Compliant (Lead Free) Product**
- (b) **Applications : Wide variety of electronic equipment**
- (c) **Product Features : Low hold current Solid state, Radial leaded product ideal for up to 60V/100V/250V/600V**
- (d) **Operation Current : 0.08A~0.40A**
- (e) **Maximum Operation Voltage : 60V/100V/250VDC**
- (f) **Maximum Interrupt Voltage : 250V/600VAC**
- (g) **Temperature Range : -40°C to 85°C**

2. Agency Recognition

UL : File No. E211981
 C-UL: File No. E211981
 TÜV: *File No. R50138901

*FRH160-600MF and FRH200-600VF~FRH400-600F TÜV In Process.

3. Electrical Characteristics (23°C)

Part Number	Hold Current	Trip Current	Max. Time To Trip		Max. Current	Max. Oper. Voltage	Max. Int. Voltage	Typ. Power	Resistance	
			Current	Time					RMIN	R1MAX
			I _H , A	I _T , A					A	Sec
FRH080-250VF	0.08	0.16	0.35	4.0	3.0	100	250	1.0	14.00	33.00
FRH110-250VF	0.11	0.22	1.00	2.0	3.0	100	250	1.0	5.00	16.00
FRH120-250VF	0.12	0.24	1.00	2.0	3.0	100	250	1.0	4.00	16.00
FRH145-250VF	0.15	0.29	1.00	2.5	3.0	100	250	1.0	3.00	12.00
FRH180-250XF	0.18	0.65	3.00	2.0	10.0	100	250	1.0	0.80	4.00
FRH150-600MF	0.15	0.30	1.00	4.0	3.0	250	600	1.0	6.00	17.00
FRH160-600MF	0.16	0.32	1.00	7.0	3.0	250	600	1.0	4.00	16.00
FRH160-600VF	0.16	0.32	1.00	7.0	3.0	250	600	1.0	4.00	18.00
FRH200-600VF	0.20	0.40	1.00	12.0	3.0	250	600	1.0	4.00	13.50
FRH250-600VF	0.25	0.85	3.00	1.0	3.0	250	600	1.0	1.00	7.00
FRH400-600F	0.40	1.00	3.00	4.0	3.0	60	600	1.0	0.95	1.90

I_H=Hold current-maximum current at which the device will not trip at 23°C still air.
 I_T=Trip current-maximum current at which the device will always trip at 23°C still air.
 V_{MAX}=Maximum operating voltage at which the device can withstand without damage at its rated current.
 V_{I-MAX} = Maximum interrupt voltage device can withstand for short period of time. (Not for long term.)
 I_{MAX}= Maximum fault current device can withstand without damage at rated voltage (V_{MAX}).
 P_d=Typical power dissipated from device when in the tripped state in 23°C still air environment.
 R_{MIN}=Minimum device resistance at 23°C.
 R_{1MAX}=Maximum device resistance at 23°C 1 hour after tripping .

Physical specifications:
 Lead material: Tin plated copper, 22 AWG.
 Soldering characteristics:MIL-STD-202, Method 208E.
 Insulating coating:Flame retardant epoxy ,meet UL-94V-0 requirement.

*NOTE : All FRHV products are designed to assist equipment to pass ITU, UL60950 or GR1089 specification.
 *FRH150-600MF, FRH160-600VF meet UL497A Overvoltage and Endurance Conditioning requirements for Thermistor type component.

CAUTION : FRHV devices are not intended for continuous use of Line Voltage such as 120VAC ~ 600VAC and above.

NOTE : Specification subject to change without notice.

4. Production Dimensions (millimeter)

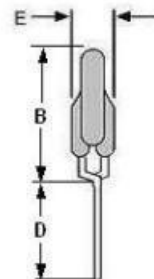
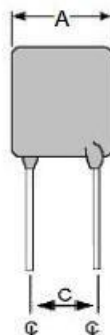
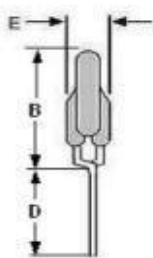
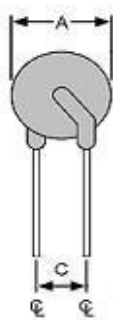


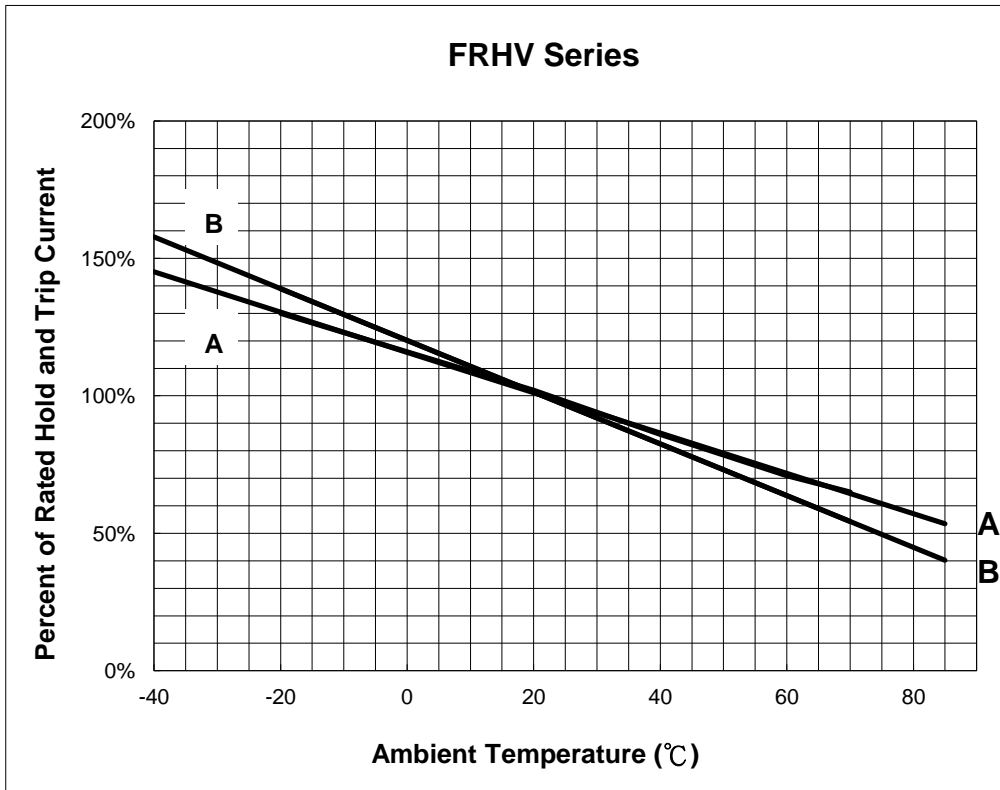
Fig.1
Lead Size :22AWG,
Φ 0.65 mm Diameter

Fig.2
Lead Size : 22AWG,
Φ 0.65 mm Diameter

Part Number	Fig	A	B	C	D	E
		Maximum	Maximum	Typical	Minimum	Maximum
FRH080-250VF	1	5.8	9.6	5.0	4.7	4.6
FRH110-250VF	1	6.8	9.9	5.0	4.7	4.6
FRH120-250VF	2	6.5	11.0	5.0	4.7	4.6
FRH145-250VF	2	6.5	11.0	5.0	4.7	4.6
FRH180-250XF	1	9.0	12.0	5.0	4.7	3.8
FRH150-600MF	2	9.0	12.5	5.0	4.7	4.6
FRH160-600MF	2	9.0	12.5	5.0	4.7	4.6
FRH160-600VF	2	16.0	12.6	5.0	4.7	6.0
FRH200-600VF	2	12.0	14.0	5.0	4.7	6.0
FRH250-600VF	2	12.0	15.0	5.0	4.7	6.0
FRH400-600F	2	15.0	14.5	5.0	4.7	6.0



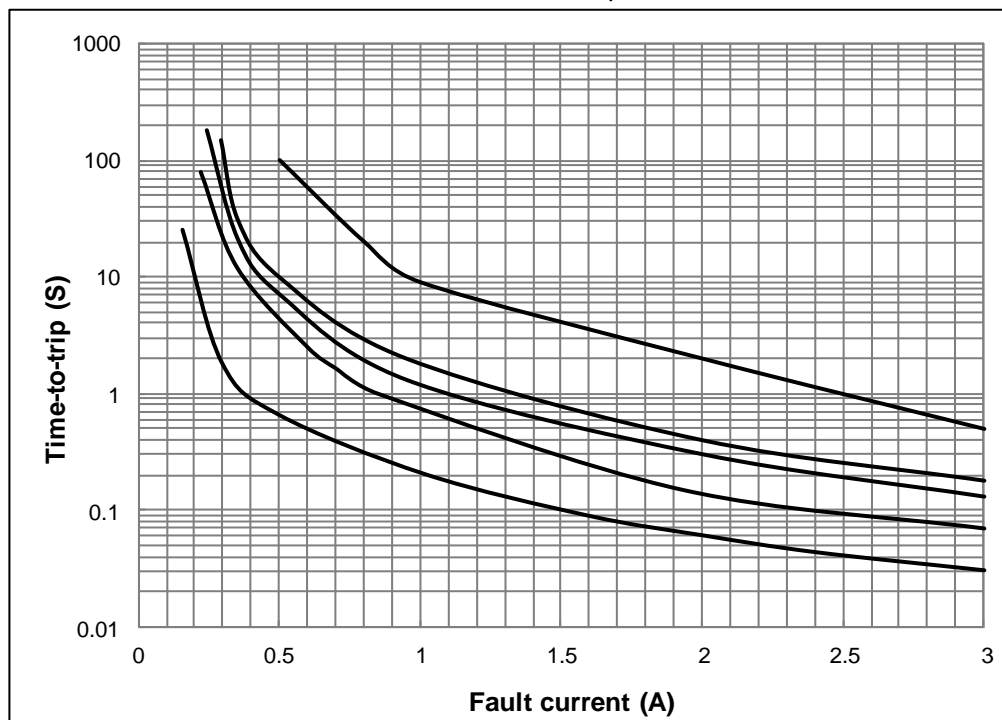
5. Thermal Derating Curve



A= FRH180-250XF
 B= All other FRHV devices

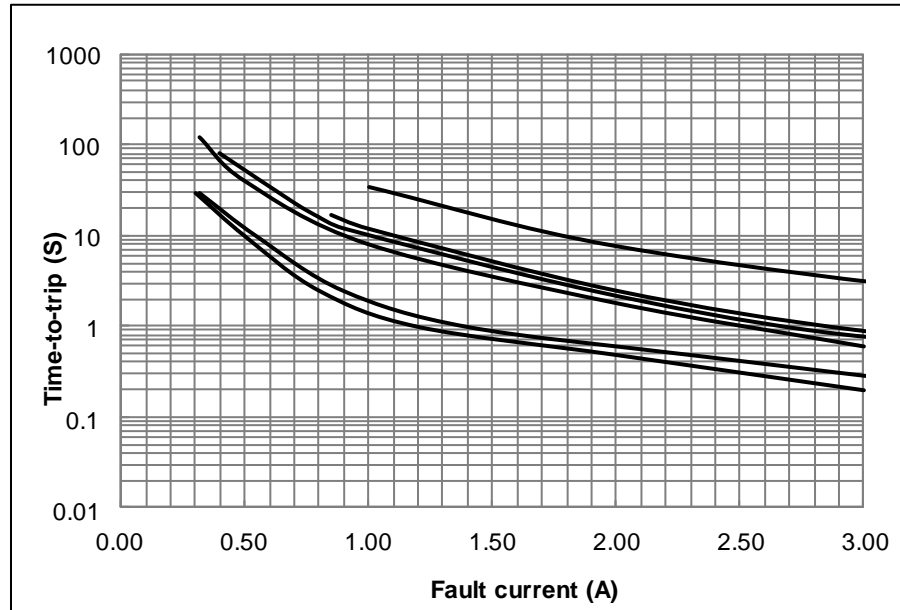
6. Typical Time-To-Trip at 23°C

- A= FRH080-250VF
- B= FRH110-250VF
- C= FRH120-250VF
- D= FRH145-250VF
- E= FRH180-250XF





- F = FRH150-600MF
- G = FRH160-600MF
- H = FRH160-600VF
- I = FRH200-600VF
- J = FRH250-600VF
- K = FRH400-600F

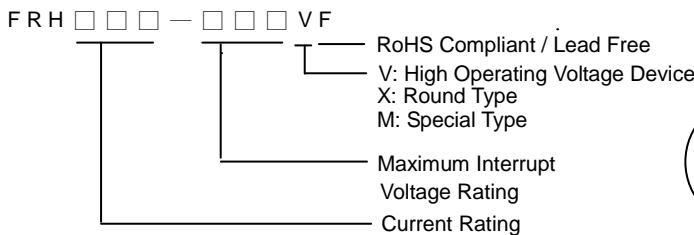


7. Material Specification

- Lead material : Tin plated copper, 22 AWG.
- Soldering characteristics:MIL-STD-202, Method 208E.
- Insulating coating:Flame retardant epoxy, meets UL-94V-0 requirement

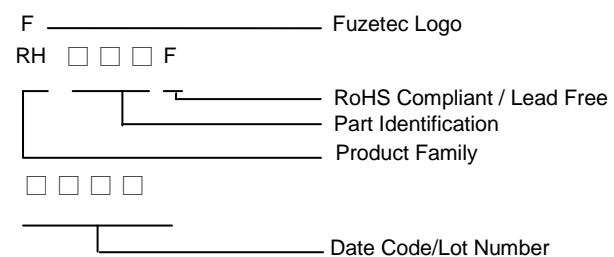
8. Part Numbering and Marking System

Part Numbering System



Example

Part Marking System



- * FRH150-600MF Marking : RH6150F , FRH160-600MF Marking : RH6160F , FRH160-600VF Marking : RH6160F
- * FRH200-600VF Marking : RH6200F , FRH250-600VF Marking : RH6250F , FRH400-600F Marking : RH6400F

Note: Font on Marking may look slightly different due to fine turnings of each Marking printer.

Warning:



- Each product should be carefully evaluated and tested for their suitability of application.
- Operation beyond the specified maximum rating or improper use may result in damage and possible electrical arcing and/or flame.
- PPTC device are intended for occasional overcurrent protection. Application for repeated overcurrent condition and/or prolonged trip are not anticipated.
- Avoid contact of PPTC device with chemical solvent, including some inert material such as silicone based oil, lubricant and etc. Prolonged contact will damage the device performance.
- Additional protection mechanism are strongly recommended to be used in conjunction with the PPTC device for protection against abnormal or failure conditions.
- Avoid use of PPTC device in a constrained space such as potting material, housing and containers where have limited space to accommodate device thermal expansion and/or contraction.

NOTE : Specification subject to change without notice.

X-ON Electronics

Largest Supplier of Electrical and Electronic Components

Click to view similar products for [Resettable Fuses - PPTC](#) category:

Click to view products by [Fuzetec](#) manufacturer:

Other Similar products are found below :

[RF0077-000](#) [RF0627-000](#) [RF3301-000](#) [RF3382-000](#) [RF3394-000](#) [RF3399-000](#) [SMD125-2](#) [RF1973-000](#) [RF2531-000](#) [RF2873-000](#) [RF3060-000](#) [RF3311-000](#) [TR600-150Q-B-0.5-0.130](#) [RXE090](#) [5E4795/04-1502](#) [TRF250-080T-B-1.0-0.125](#) [SMD100-2](#) [NIS5431MT1TXG](#) [SMD250-2](#) [RS30-090](#) [RS30-600](#) [RS30-800](#) [RS30-900](#) [RS60RB-160](#) [RS60SB-250](#) [SB250-145](#) [K30U400](#) [0ZCH0110AF2E](#) [BK60-110-DI-E0.6](#) [BK250-120-SZ-E0.6](#) [BK60-010-DI-E0.5](#) [BK250-040-DY-E0.6](#) [RF2631-000](#) [NIS4461MT3TXG](#) [NIS5420MT2TXG](#) [NIS5420MT3TXG](#) [NIS6420MT1TWG](#) [RF5032-000](#) [RF5051-000](#) [RF5105-000](#) [RF5062-000](#) [RF5055-000](#) [RF5052-000](#) [2920L075/72MR](#) [BSMD0603-025-24V](#) [BSMD0402L-005](#) [BSMD0603-010-9V](#) [BSMD1812-020-60V](#) [BSMD2920-400-30V](#) [BSMD0603-010-12V](#)