

 <b>FUZETEC TECHNOLOGY CO., LTD.</b>	<b>NO.</b>	<b>PQ02-101E</b>		
	<b>Product Specification and Approval Sheet</b>	<b>Version</b>	<b>A0</b>	<b>Page</b>

## Radial Leaded PTC Resettable Fuse: FRU Series

### 1. Summary

- (a) **RoHs Compliant (Lead Free) Product**
- (b) **Applications: Wide variety of electronic equipment**
- (c) **Product Features: Low resistance, High hold current, Solid state, Radial leaded product ideal for up to 30VDC**
- (d) **Operation Current: 0.9A~9.0A**
- (e) **Maximum Voltage: 30VDC**
- (f) **Temperature Range : -40°C to 85°C**

### 2. Agency Recognition

UL: File No. E211981  
C-UL: File No. E211981  
TÜV: File No. R50004084

### 3. Electrical Characteristics (23°C)

Part Number	Hold Current	Trip Current	Max.Time To Trip	Maximum Current	Rated Voltage	Typical Power	Resistance	
	$I_H$ , A	$I_T$ , A	at $5 \times I_H$ , s	$I_{MAX}$ , A	$V_{MAX}$ , VDC	$P_d$ , W	$R_{MIN}$	$R_{1MAX}$
							Ohms	Ohms
FRU090-30F	0.90	1.80	5.9	100	30	0.6	0.070	0.220
FRU110-30F	1.10	2.20	6.6	100	30	0.7	0.050	0.170
FRU135-30F	1.35	2.70	7.3	100	30	0.8	0.040	0.130
FRU160-30F	1.60	3.20	8.0	100	30	0.9	0.030	0.110
FRU185-30F	1.85	3.70	8.7	100	30	1.0	0.030	0.090
FRU250-30F	2.50	5.00	10.3	100	30	1.2	0.020	0.070
FRU300-30F	3.00	6.00	10.8	100	30	2.0	0.020	0.080
FRU400-30F	4.00	8.00	12.7	100	30	2.5	0.010	0.050
FRU500-30F	5.00	10.00	14.5	100	30	3.0	0.010	0.050
FRU600-30F	6.00	12.00	16.0	100	30	3.5	0.005	0.040
FRU700-30F	7.00	14.00	17.5	100	30	3.8	0.005	0.030
FRU800-30F	8.00	16.00	18.8	100	30	4.0	0.005	0.020
FRU900-30F	9.00	18.00	20.0	100	30	4.2	0.005	0.020

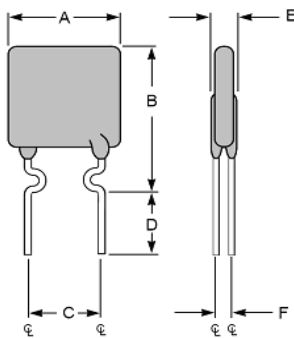
$I_H$ =Hold current-maximum current at which the device will not trip at 23°C still air.  
 $I_T$ =Trip current-minimum current at which the device will always trip at 23°C still air.  
 $V_{MAX}$ =Maximum voltage device can withstand without damage at its rated current.  
 $I_{MAX}$ = Maximum fault current device can withstand without damage at rated voltage ( $V_{MAX}$ ).  
 $P_d$ =Typical power dissipated from device when in tripped state in 23°C still air environment.  
 $R_{MIN}$ =Minimum device resistance at 23°C.  
 $R_{1MAX}$ =Maximum device resistance at 23°C, 1 hour after tripping.  
Physical specifications:  
Lead material: FRU090-30F~FRU250-30F Tin plated copper clad steel, 24 AWG.  
FRU300-30F~FRU900-30F Tin plated copper, 20 AWG.  
Soldering characteristics:MIL-STD-202, Method 208E.  
Insulating coating:Flame retardant epoxy, meets UL-94V-0 requirement.

NOTE : Specification subject to change without notice.

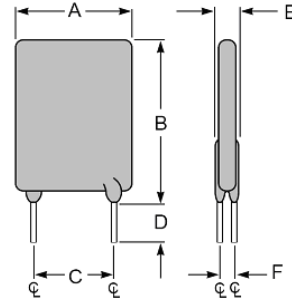
2019/11/12



**4. Production Dimensions (millimeter)**



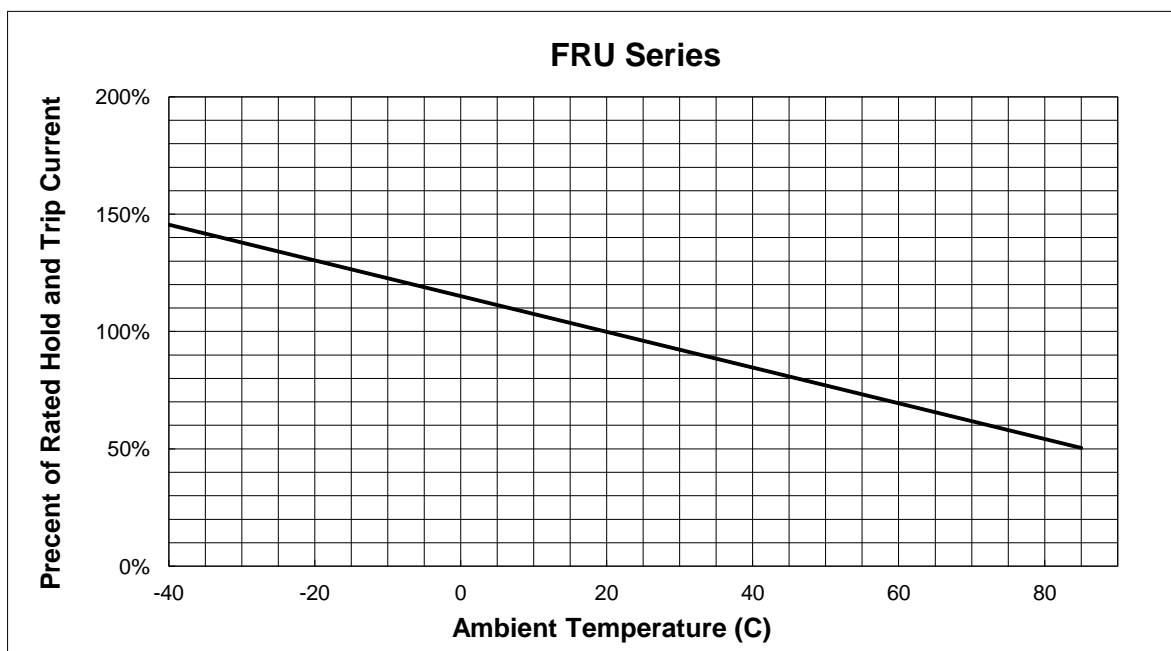
**Fig.1**  
Lead Size: 24AWG  
Φ 0.51 mm Diameter



**Fig.2**  
Lead Size: 20AWG  
Φ 0.81 mm Diameter

Part Number	Fig	A	B	C	D	E	F
		Maximum	Maximum	Typical	Minimum	Maximum	Typical
FRU090-30F	1	7.4	12.2	5.1	7.6	3.0	0.9
FRU110-30F	1	7.4	14.2	5.1	7.6	3.0	0.9
FRU135-30F	1	8.9	13.5	5.1	7.6	3.0	0.9
FRU160-30F	1	8.9	15.2	5.1	7.6	3.0	0.9
FRU185-30F	1	10.2	15.7	5.1	7.6	3.0	0.9
FRU250-30F	1	11.4	18.3	5.1	7.6	3.0	0.9
FRU300-30F	2	11.4	17.3	5.1	7.6	3.0	1.2
FRU400-30F	2	14.0	20.1	5.1	7.6	3.0	1.2
FRU500-30F	2	14.0	24.9	10.2	7.6	3.0	1.2
FRU600-30F	2	16.5	24.9	10.2	7.6	3.0	1.2
FRU700-30F	2	19.1	26.7	10.2	7.6	3.0	1.2
FRU800-30F	2	21.6	29.2	10.2	7.6	3.0	1.2
FRU900-30F	2	24.1	29.7	10.2	7.6	3.0	1.2

**5. Thermal Derating Curve**

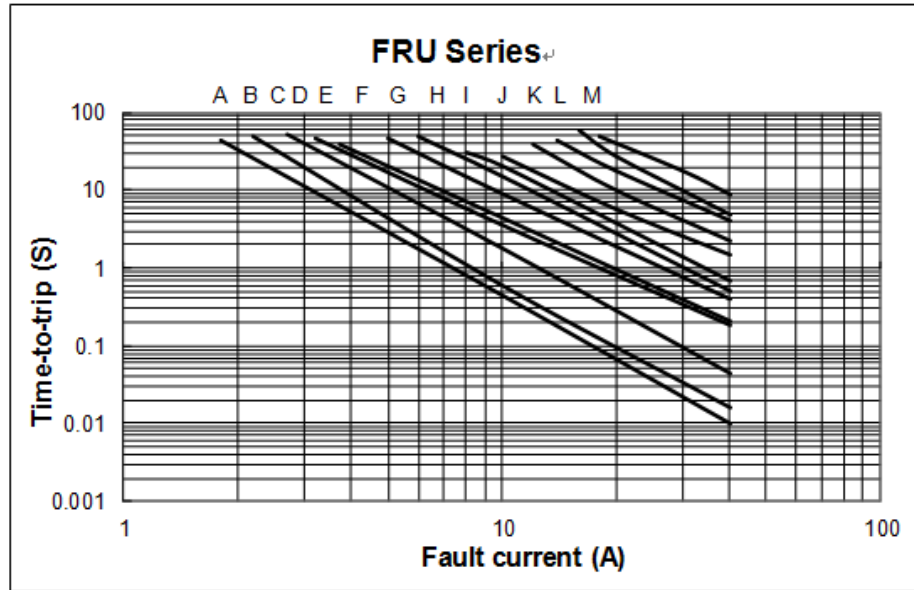


NOTE : Specification subject to change without notice.



### 6. Typical Time-To-Trip at 23°C

- A =FRU090-30F
- B =FRU110-30F
- C =FRU135-30F
- D =FRU160-30F
- E =FRU185-30F
- F =FRU250-30F
- G =FRU300-30F
- H =FRU400-30F
- I =FRU500-30F
- J =FRU600-30F
- K =FRU700-30F
- L =FRU800-30F
- M =FRU900-30F



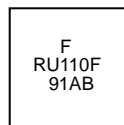
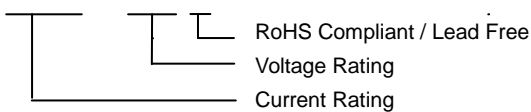
### 7. Material Specification

Lead material : FRU090-30F~FRU250-30F Tin plated copper clad steel, 24 AWG.  
 FRU300-30F~FRU900-30F Tin plated copper, 20 AWG.  
 Soldering characteristics: MIL-STD-202, Method 208E.  
 Insulating coating:Flame retardant epoxy, meets UL-94V-0 requirement.

### 8. Part Numbering and Marking System

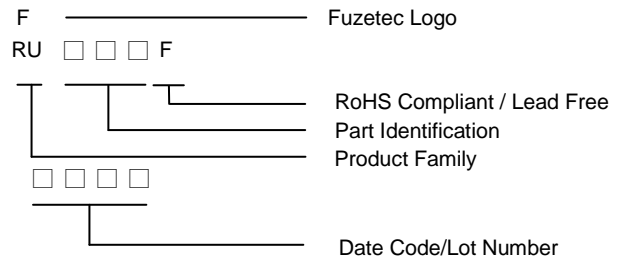
#### Part Numbering System

FRU □ □ □ - □ □ F



Example

#### Part Marking System



Note: Font on Marking may look slightly different due to fine turnings of each Marking printer.

**Warning:** - Each product should be carefully evaluated and tested for their suitability of application.



- Operation beyond the specified maximum rating or improper use may result in damage and possible electrical arcing and/or flame.
- PPTC device are intended for occasional overcurrent protection. Application for repeated overcurrent condition and/or prolonged trip are not anticipated.
- Avoid contact of PPTC device with chemical solvent, including some inert material such as silicone based oil, lubricant and etc. Prolonged contact will damage the device performance.
- Additional protection mechanism are strongly recommended to be used in conjunction with the PPTC device for protection against abnormal or failure conditions.
- Avoid use of PPTC device in a constrained space such as potting material, housing and containers where have limited space to accommodate device thermal expansion and/or contraction.

NOTE : Specification subject to change without notice.

## X-ON Electronics

Largest Supplier of Electrical and Electronic Components

*Click to view similar products for [Resettable Fuses - PPTC](#) category:*

*Click to view products by [Fuzetec](#) manufacturer:*

Other Similar products are found below :

[RF0077-000](#) [RF0627-000](#) [RF3301-000](#) [RF3382-000](#) [RF3394-000](#) [RF3399-000](#) [SMD125-2](#) [RF1973-000](#) [RF2531-000](#) [RF2873-000](#) [RF3060-000](#) [RF3311-000](#) [TR600-150Q-B-0.5-0.130](#) [RXE090](#) [5E4795/04-1502](#) [TRF250-080T-B-1.0-0.125](#) [SMD100-2](#) [NIS5431MT1TXG](#) [SMD250-2](#) [RS30-090](#) [RS30-600](#) [RS30-800](#) [RS30-900](#) [RS60RB-160](#) [RS60SB-250](#) [SB250-145](#) [K30U400](#) [0ZCH0110AF2E](#) [BK60-110-DI-E0.6](#) [BK250-120-SZ-E0.6](#) [BK60-010-DI-E0.5](#) [BK250-040-DY-E0.6](#) [RF2631-000](#) [NIS4461MT3TXG](#) [NIS5420MT2TXG](#) [NIS5420MT3TXG](#) [NIS6420MT1TWG](#) [RF5032-000](#) [RF5051-000](#) [RF5105-000](#) [RF5062-000](#) [RF5055-000](#) [RF5052-000](#) [2920L075/72MR](#) [BSMD0603-025-24V](#) [BSMD0402L-005](#) [BSMD0603-010-9V](#) [BSMD1812-020-60V](#) [BSMD2920-400-30V](#) [BSMD0603-010-12V](#)