

 FUZETEC TECHNOLOGY CO., LTD.	NO.	PQ24-101E		
	Product Specification and Approval Sheet	Version	A8	Page

Radial Leaded PTC Resettable Fuse: FRV Series

1. Summary

- (a) **RoHS Compliant (Lead Free) Product**
- (b) **Applications: Line Voltage Power Supply, Transformer and Appliances**
- (c) **Product Features: Low hold current, Solid state, Radial leaded product ideal for up to 265V_{AC/DC}**
- (d) **Operation Current: 0.05A~2.00A**
- (e) **Maximum Operating Voltage: 240V_{AC/DC}**
- (f) **Maximum Interrupt Voltage: 265V_{AC/DC}**
- (g) **Temperature Range : FRV005-240F~FRV055-240F -40°C to 85°C
FRV075-240F~FRV200-240F -20°C to 85°C**

2. Agency Recognition

UL: File No. E211981

C-UL: File No. E211981

TÜV: File No. R50087018

3. Electrical Characteristics (23°C)

Part Number	Hold Current	Trip Current	Max. Time to Trip	Max. Current	Rated Voltage	Max. Int. Voltage	Typ. Power	Resistance	
								RMIN	R1MAX
	I _H , A	I _T , A	at 5xI _H ,s	I _{MAX} , A	V _{MAX} , V _{AC/DC}	V _{I-MAX} , V _{AC/DC}	P _d , W	Ohms	Ohms
FRV005-240F	0.05	0.12	15.0	1.0	240	265	0.70	18.50	65.00
FRV008-240F	0.08	0.19	15.0	1.2	240	265	0.80	7.40	26.00
FRV012-240F	0.12	0.30	15.0	1.2	240	265	1.00	3.00	12.00
FRV016-240F	0.16	0.37	15.0	2.0	240	265	1.40	2.50	7.80
FRV025-240F	0.25	0.56	18.5	3.5	240	265	1.50	1.30	3.80
FRV033-240F	0.33	0.74	21.0	4.5	240	265	1.70	0.83	2.60
FRV040-240F	0.40	0.90	24.0	5.5	240	265	2.00	0.60	1.90
FRV055-240F	0.55	1.25	26.0	7.0	240	265	3.40	0.45	1.45
FRV075-240F	0.75	1.50	18.0	7.5	240	265	2.60	0.32	0.84
FRV100-240F	1.00	2.00	21.0	10.0	240	265	2.90	0.22	0.58
FRV125-240F	1.25	2.50	23.0	12.5	240	265	3.30	0.17	0.44
FRV150-240F	1.50	3.00	23.0	15.0	240	265	3.70	0.12	0.32
FRV200-240F	2.00	4.00	28.0	20.0	240	265	4.50	0.09	0.22

I_H=Hold current-maximum current at which the device will not trip at 23°C still air.

I_T=Trip current-minimum current at which the device will always trip at 23°C still air.

V_{MAX}=Maximum voltage device can withstand without damage at its rated current.

I_{MAX}= Maximum fault current device can withstand without damage at rated voltage (V_{MAX}).

P_d=Typical power dissipated from device when in tripped state in 23°C still air environment.

R_{MIN}=Minimum device resistance at 23°C.

R_{1MAX}=Maximum device resistance at 23°C, 1 hour after tripping.

Physical specifications:

Lead material: FRV005-240F~FRV016-240F Tin plated copper clad steel, 24AWG.

FRV025-240F~FRV040-240F Tin plated copper, 22AWG.

FRV055-240F~FRV200-240F Tin plated copper, 20AWG.

Soldering characteristics: MIL-STD-202, Method 208E.

Insulating coating:Flame retardant epoxy, meets UL-94V-0 requirement.

NOTE : Specification subject to change without notice.



4. Production Dimensions (millimeter)

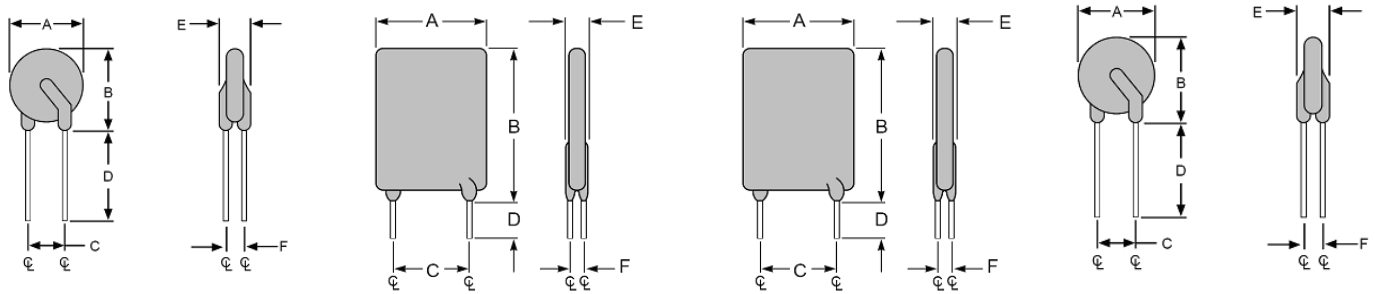


Fig.1

Lead Size: 24AWG
Φ 0.51 mm Diameter

Fig.2

Lead Size: 22AWG
Φ 0.65 mm Diameter

Fig.3

Lead Size: 20AWG
Φ 0.81 mm Diameter

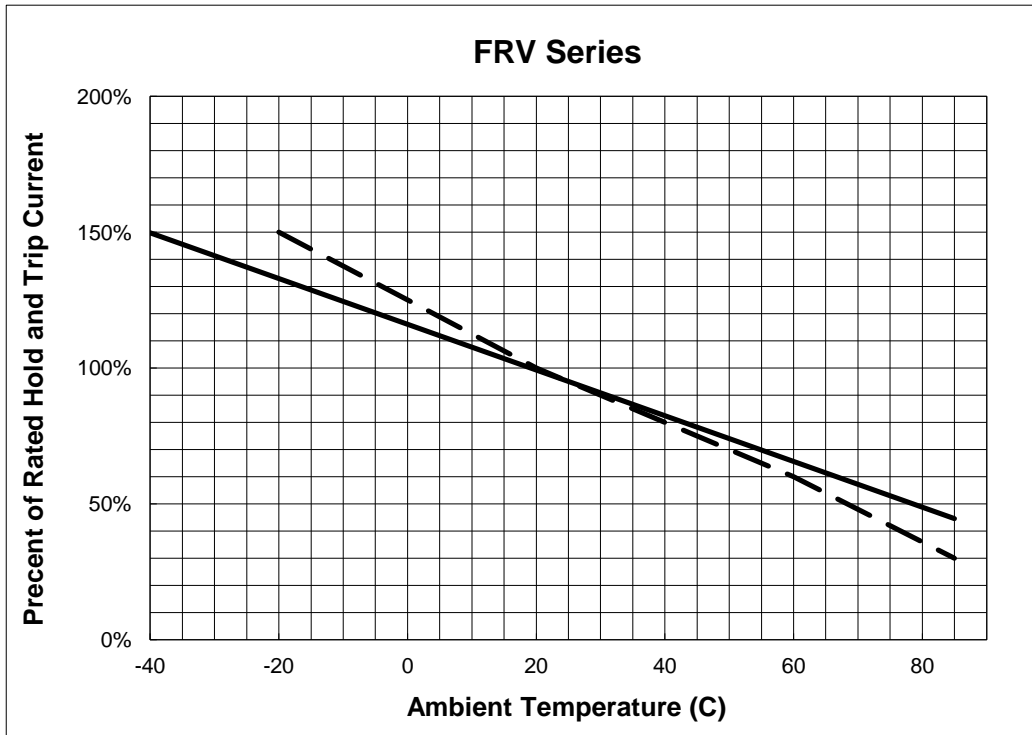
Fig.4

Lead Size: 20AWG
Φ 0.81 mm Diameter

Part Number	Figure	A	B	C	D	E	F
		Maximum	Maximum	Typical	Minimum	Maximum	Typical
FRV005-240F	1	8.3	10.7	5.1	7.6	3.8	1.6
FRV008-240F	1	8.3	10.7	5.1	7.6	3.8	1.6
FRV012-240F	1	8.3	10.7	5.1	7.6	3.8	1.6
FRV016-240F	1	9.9	12.5	5.1	7.6	3.8	1.6
FRV025-240F	2	9.6	17.4	5.1	7.6	3.8	1.8
FRV033-240F	2	11.4	16.5	5.1	7.6	3.8	1.8
FRV040-240F	2	11.5	19.5	5.1	7.6	3.8	1.8
FRV055-240F	3	14.0	21.7	5.1	7.6	4.1	1.9
FRV075-240F	3	11.5	23.4	5.1	7.6	4.8	1.9
FRV100-240F	4	18.7	24.4	10.2	7.6	5.1	1.9
FRV125-240F	4	21.2	27.4	10.2	7.6	5.3	1.9
FRV150-240F	4	23.4	30.9	10.2	7.6	5.3	1.9
FRV200-240F	3	24.9	33.8	10.2	7.6	6.1	1.9



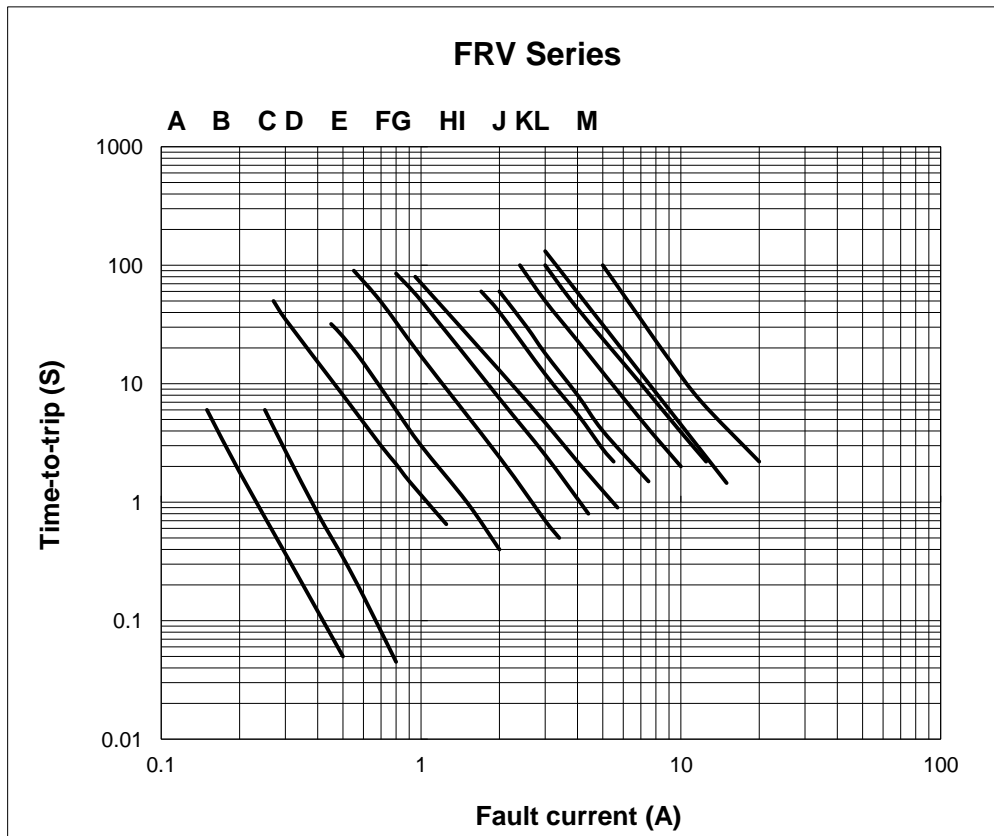
5. Thermal Derating Curve



A = FRV005-240F ~
FRV055-240F
B = FRV075-240F ~
FRV200-240F

6. Typical Time-To-Trip at 23°C

- A= FRV005-240F
- B= FRV008-240F
- C= FRV012-240F
- D= FRV016-240F
- E= FRV025-240F
- F= FRV033-240F
- G= FRV040-240F
- H= FRV055-240F
- I= FRV075-240F
- J= FRV100-240F
- K= FRV125-240F
- L=FRV150-240F
- M= FRV200-240F



NOTE : Specification subject to change without notice.

 FUZETEC TECHNOLOGY CO., LTD.	NO.	PQ24-101E		
	Product Specification and Approval Sheet	Version	A8	Page

7. Material Specification

Lead material : FRV005-240F~FRV016-240F Tin plated copper clad steel, 24AWG.

FRV025-240F~FRV040-240F Tin plated copper, 22AWG.

FRV055-240F~FRV200-240F Tin plated copper, 20AWG.

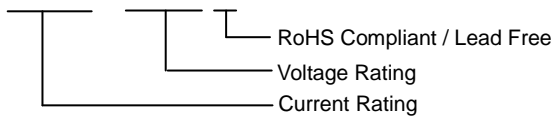
Soldering characteristics: MIL-STD-202, Method 208E.

Insulating coating: Flame retardant epoxy, meets UL-94V-0 requirement.

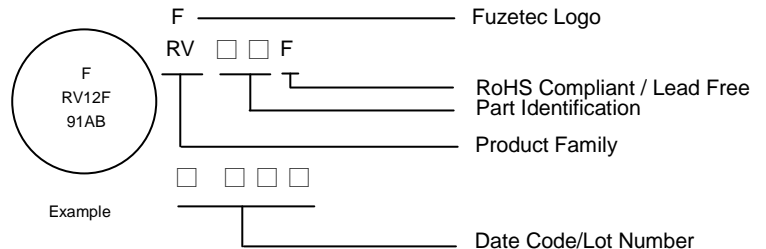
8. Part Numbering and Marking System

Part Numbering System

FRV □ □ □ - □ □ □ F



Part Marking System



Note: Font on Marking may look slightly different due to fine turnings of each Marking printer.

Warning: - Each product should be carefully evaluated and tested for their suitability of application.



- Operation beyond the specified maximum rating or improper use may result in damage and possible electrical arcing and/or flame.
- PPTC device are intended for occasional overcurrent protection. Application for repeated overcurrent condition and/or prolonged trip are not anticipated.
- Avoid contact of PPTC device with chemical solvent, including some inert material such as silicone based oil, lubricant and etc. Prolonged contact will damage the device performance.
- Additional protection mechanism are strongly recommended to be used in conjunction with the PPTC device for protection against abnormal or failure conditions.
- Avoid use of PPTC device in a constrained space such as potting material, housing and containers where have limited space to accommodate device thermal expansion and/or contraction.

NOTE : Specification subject to change without notice.

2019/9/17

X-ON Electronics

Largest Supplier of Electrical and Electronic Components

Click to view similar products for [Resettable Fuses - PPTC](#) category:

Click to view products by [Fuzetec](#) manufacturer:

Other Similar products are found below :

[RF0077-000](#) [RF0627-000](#) [RF3301-000](#) [RF3382-000](#) [RF3394-000](#) [RF3399-000](#) [SMD125-2](#) [RF1973-000](#) [RF2531-000](#) [RF2873-000](#) [RF3060-000](#) [RF3311-000](#) [TR600-150Q-B-0.5-0.130](#) [RXE090](#) [5E4795/04-1502](#) [TRF250-080T-B-1.0-0.125](#) [SMD100-2](#) [NIS5431MT1TXG](#) [SMD250-2](#) [RS30-090](#) [RS30-600](#) [RS30-800](#) [RS30-900](#) [RS60RB-160](#) [RS60SB-250](#) [SB250-145](#) [K30U400](#) [0ZCH0110AF2E](#) [BK60-110-DI-E0.6](#) [BK250-120-SZ-E0.6](#) [BK60-010-DI-E0.5](#) [BK250-040-DY-E0.6](#) [RF2631-000](#) [NIS4461MT3TXG](#) [NIS5420MT2TXG](#) [NIS5420MT3TXG](#) [NIS6420MT1TWG](#) [RF5032-000](#) [RF5051-000](#) [RF5105-000](#) [RF5062-000](#) [RF5055-000](#) [RF5052-000](#) [2920L075/72MR](#) [BSMD0603-025-24V](#) [BSMD0402L-005](#) [BSMD0603-010-9V](#) [BSMD1812-020-60V](#) [BSMD2920-400-30V](#) [BSMD0603-010-12V](#)