

 FUZETEC TECHNOLOGY CO., LTD.	NO.	PQ16-101E		
	Product Specification and Approval Sheet	Version	9	Page

Radial Leaded PTC Resettable Fuse : FRX90V Series

1. Summary

- (a) **RoHS Compliant (Lead Free) Product**
- (b) **Applications : Telecom and wide variety of electronic equipment.**
- (c) **Product Features : Low hold current, Solid state, Radial leaded product ideal for up to 90VDC**
- (d) **Operation Current : 0.10A~3.75A**
- (e) **Maximum Voltage : Up to 90VDC**
- (f) **Temperature Range : -40°C to 85°C**

2. Agency Recognition

UL : File No. E211981
 C-UL: File No. E211981
 TÜV: File No. R50004084

3. Electrical Characteristics (23°C)

Part Number	Hold Current I _H ,A	Trip Current I _T ,A	Max.Time to Trip at 5xI _H ,s	Max. Current I _{MAX} ,A	Rated Voltage V _{MAX} ,VDC	Typ. Power Pd, W	Resistance	
							R _{MIN} Ohms	R _{1MAX} Ohms
FRX010-90F	0.10	0.20	4.0	40	72/90	0.38	2.50	7.50
FRX015-90F	0.15	0.35	10.0	40	72/90	0.70	2.40	7.00
FRX017-90F	0.17	0.34	3.0	40	72/90	0.48	2.00	8.00
FRX020-90F	0.20	0.40	2.2	40	72/90	0.41	1.83	4.40
FRX025-90F	0.25	0.50	2.5	40	72/90	0.45	1.25	3.00
FRX030-90F	0.30	0.60	3.0	40	72/90	0.49	0.88	2.10
FRX035-90F	0.35	0.75	10.0	40	72/90	1.30	0.70	2.50
FRX040-90F	0.40	0.80	3.8	40	72/90	0.56	0.55	1.29
FRX050-90F	0.50	1.00	4.0	40	72/90	0.77	0.50	1.17
FRX055-90F	0.55	1.20	10.0	40	72/90	1.50	0.40	1.50
FRX065-90F	0.65	1.30	5.3	40	72/90	0.88	0.31	0.72
FRX075-90F	0.75	1.50	6.3	40	72/90	0.92	0.25	0.60
FRX090-90F	0.90	1.80	7.2	40	72/90	0.99	0.20	0.47
FRX110-90F	1.10	2.20	8.2	40	72/90	1.50	0.15	0.38
FRX135-90F	1.35	2.70	9.6	40	72/90	1.70	0.12	0.30
FRX160-90F	1.60	3.20	11.4	40	72/90	1.90	0.09	0.22
FRX185-90F	1.85	3.70	12.6	40	72/90	2.10	0.08	0.19
FRX250-90F	2.50	5.00	15.6	40	72/90	2.50	0.05	0.13
FRX300-90F	3.00	6.00	19.8	40	72/90	2.80	0.04	0.10
FRX375-90F	3.75	7.50	24.0	40	72/90	3.20	0.03	0.08

I_H=Hold current-maximum current at which the device will not trip at 23°C still air.
 I_T=Trip current-minimum current at which the device will always trip at 23°C still air.
 V_{MAX}=Maximum voltage device can withstand without damage at its rated current.
 I_{MAX}= Maximum fault current device can withstand without damage at rated voltage (V_{MAX}).
 Pd=Typical power dissipated from device when in tripped state in 23°C still air environment.
 R_{MIN}=Minimum device resistance at 23°C.
 R_{1MAX}=Maximum device resistance at 23°C, 1 hour after tripping .

Physical specifications:

Lead material: FRX010-90F~FRX040-90F Tin plated copper clad steel, 24 AWG.

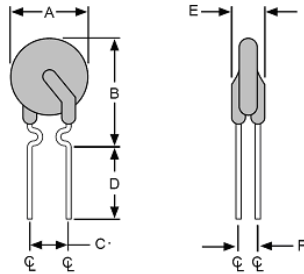
FRX050-90F~FRX090-90F Tin plated copper, 24 AWG.

FRX110-90F~FRX375-90F Tin plated copper, 20 AWG.

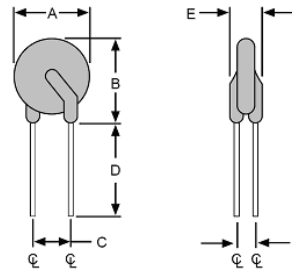
Soldering characteristics:MIL-STD-202, Method 208E.

Insulating coating:Flame retardant epoxy, meets UL-94V-0 requirement.

NOTE : Specification subject to change without notice.

**4. Production Dimensions (millimeter)**

FRX 010-90F ~ FRX 090-90F
 Lead Size : 24AWG
 Φ 0.51 mm Diameter

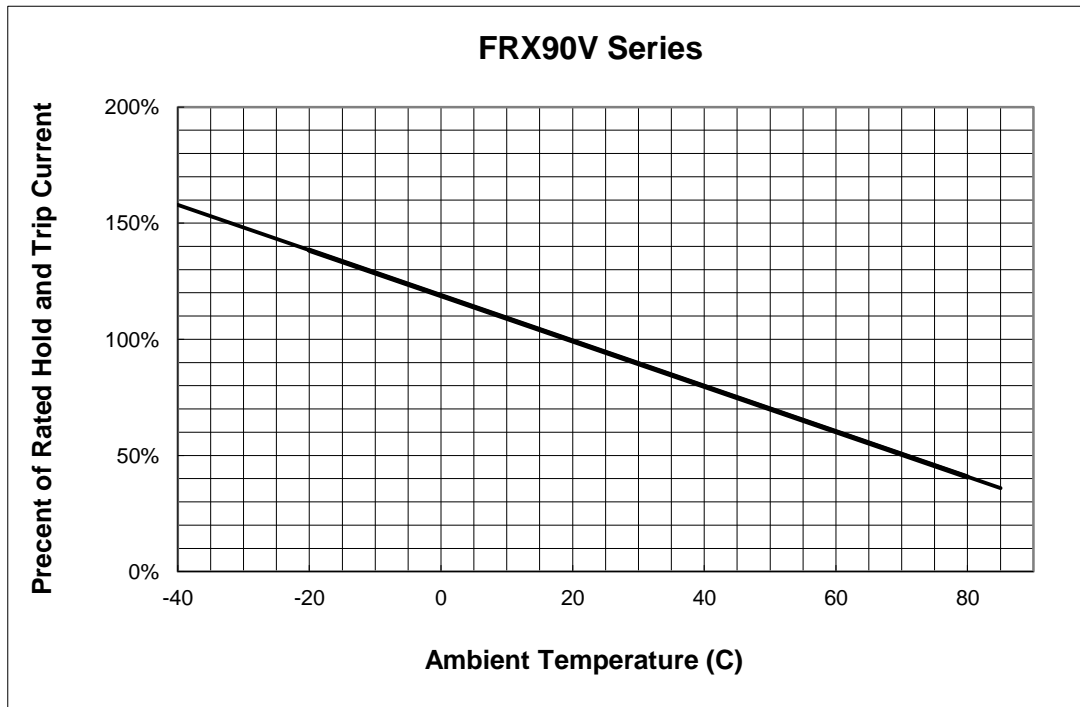


FRX 110-90F ~ FRX 375-90F
 Lead Size : 20AWG
 Φ 0.81 mm Diameter

Part Number	A	B	C	D	E	F
	Maximum	Maximum	Typical	Minimum	Maximum	Typical
FRX010-90F	7.4	12.7	5.1	7.6	3.1	1.1
FRX015-90F	7.4	12.7	5.1	7.6	3.1	1.1
FRX017-90F	7.4	12.7	5.1	7.6	3.1	1.1
FRX020-90F	7.4	12.7	5.1	7.6	3.1	1.1
FRX025-90F	7.4	12.7	5.1	7.6	3.1	1.1
FRX030-90F	7.4	12.7	5.1	7.6	3.1	1.1
FRX035-90F	7.4	12.7	5.1	7.6	3.1	1.1
FRX040-90F	7.6	13.5	5.1	7.6	3.1	1.1
FRX050-90F	7.9	13.7	5.1	7.6	3.1	1.1
FRX055-90F	9.7	14.0	5.1	7.6	3.1	1.1
FRX065-90F	9.7	14.5	5.1	7.6	3.1	1.1
FRX075-90F	10.4	15.2	5.1	7.6	3.1	1.1
FRX090-90F	11.7	15.8	5.1	7.6	3.1	1.1
FRX110-90F	13.0	18.0	5.1	7.6	3.1	1.4
FRX135-90F	14.5	19.6	5.1	7.6	3.1	1.4
FRX160-90F	16.3	21.3	5.1	7.6	3.1	1.4
FRX185-90F	17.8	22.9	5.1	7.6	3.1	1.4
FRX250-90F	21.3	26.4	10.2	7.6	3.1	1.4
FRX300-90F	24.9	30.0	10.2	7.6	3.1	1.4
FRX375-90F	28.5	33.5	10.2	7.6	3.1	1.4

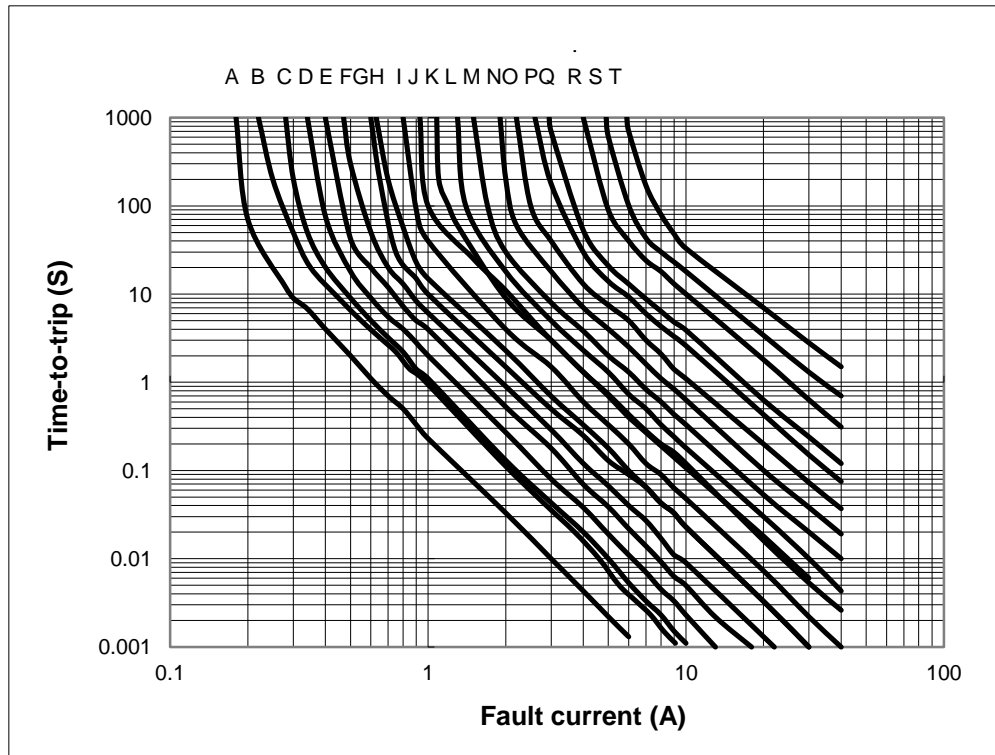


5. Thermal Derating Curve



6. Typical Time-To-Trip at 23°C

- A =FRX010-90F
- B =FRX015-90F
- C =FRX017-90F
- D =FRX020-90F
- E =FRX025-90F
- F =FRX030-90F
- G =FRX035-90F
- H=FRX040-90F
- I =FRX050-90F
- J =FRX055-90F
- K=FRX065-90F
- L =FRX075-90F
- M=FRX090-90F
- N =FRX110-90F
- O =FRX135-90F
- P =FRX160-90F
- Q =FRX185-90F
- R=FRX250-90F
- S =FRX300-90F
- T =FRX375-90F



 FUZETEC TECHNOLOGY CO., LTD.	NO.	PQ16-101E		
	Product Specification and Approval Sheet	Version	9	Page

7. Material Specification

Lead material : FRX010-90F~FRX040-90F Tin plated copper clad steel, 24 AWG.

FRX050-90F~FRX090-90F Tin plated copper, 24 AWG.

FRX110-90F~FRX375-90F Tin plated copper, 20 AWG.

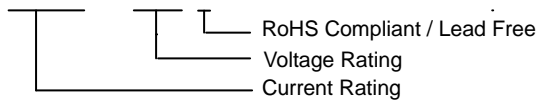
Soldering characteristics: MIL-STD-202, Method 208E.

Insulating coating: Flame retardant epoxy, meets UL-94V-0 requirement

8. Part Numbering and Marking System

Part Numbering System

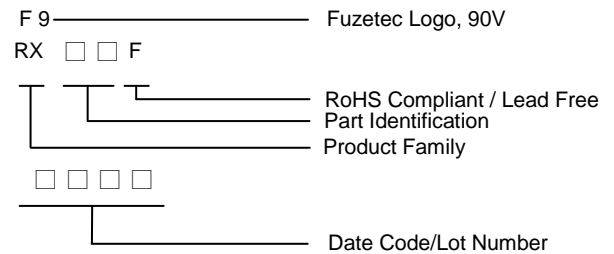
FRX □ □ □ - □ □ F



Part Marking System



Example



Note: Font on Marking may look slightly different due to fine turnings of each Marking printer.

Warning: - Each product should be carefully evaluated and tested for their suitability of application.↵



- Operation beyond the specified maximum rating or improper use may result in damage and possible electrical arcing and/or flame.↵
- PPTC device are intended for occasional overcurrent protection. Application for repeated overcurrent condition and/or prolonged trip are not anticipated.↵
- Avoid contact of PPTC device with chemical solvent, including some inert material such as silicone based oil, lubricant and etc. Prolonged contact will damage the device performance.↵
- Additional protection mechanism are strongly recommended to be used in conjunction with the PPTC device for protection against abnormal or failure conditions.↵
- Avoid use of PPTC device in a constrained space such as potting material, housing and containers where have limited space to accommodate device thermal expansion and/or contraction.↵

NOTE : Specification subject to change without notice.

2019/11/12

X-ON Electronics

Largest Supplier of Electrical and Electronic Components

Click to view similar products for [Resettable Fuses - PPTC](#) category:

Click to view products by [Fuzetec](#) manufacturer:

Other Similar products are found below :

[RF0077-000](#) [RF0627-000](#) [RF3301-000](#) [RF3382-000](#) [SMD125-2](#) [RF1973-000](#) [RF2531-000](#) [RF2873-000](#) [RF3060-000](#) [TR600-150Q-B-0.5-0.130](#) [RXE090](#) [5E4795/04-1502](#) [TRF250-080T-B-1.0-0.125](#) [SMD100-2](#) [NIS5431MT1TXG](#) [SMD250-2](#) [RS30-090](#) [RS30-600](#) [RS30-800](#) [RS30-900](#) [RS60RB-160](#) [RS60SB-250](#) [SB250-145](#) [0ZCH0110AF2E](#) [0603L001/60YR](#) [0603L003/36YR](#) [BK250-120-SZ-E0.6](#) [BK60-010-DI-E0.5](#) [BK250-040-DY-E0.6](#) [RF2631-000](#) [NIS5420MT2TXG](#) [NIS5420MT3TXG](#) [NIS6420MT1TWG](#) [RF5032-000](#) [RF5051-000](#) [RF5034-000](#) [RF5105-000](#) [RF5062-000](#) [RF5055-000](#) [RF5052-000](#) [2920L075/72MR](#) [BSMD0603-025-24V](#) [BSMD0402L-005](#) [BSMD0603-010-9V](#) [BSMD1812-020-60V](#) [BSMD2920-400-30V](#) [BSMD0603-010-12V](#) [BSMD0805-035-30V](#) [BSMD1210-150-16V](#) [BSMD0805-003-60V](#)