

| | | | | |
|---|---|-----------------|-----------|-------------|
|  FUZETEC TECHNOLOGY CO., LTD. | NO. | PQ18-01E | | |
| | Product Specification and Approval Sheet | Version | C1 | Page |

Surface Mountable PTC Resettable Fuse: FSMD1206 Series

1. Summary

- (a) **RoHS Compliant & Halogen Free**
- (b) **Applications: All high-density boards**
- (c) **Product Features: Small surface mountable, Solid state, Faster time to trip than standard SMD devices, Lower resistance than standard SMD devices**
- (d) **Operation Current: 0.05A~2.0A**
- (e) **Maximum Voltage: 6V~60V_{DC}**
- (f) **Temperature Range : -40°C to 85°C**

2. Agency Recognition

UL : File No. E211981
 C-UL: File No. E211981
 TÜV: File No. R50090556

3. Electrical Characteristics (23°C)

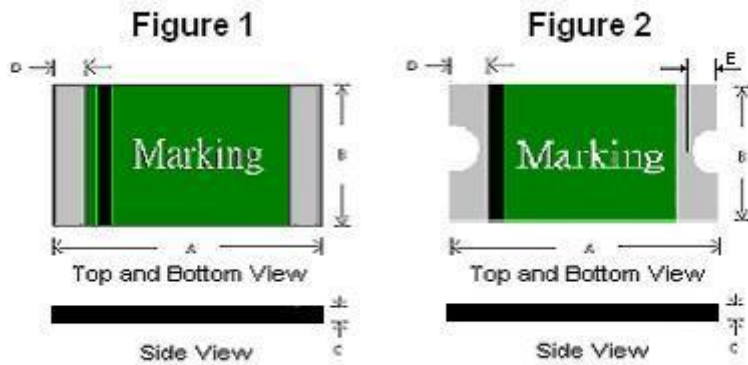
| Part Number | Hold Current | Trip Current | Rated Voltage | Max Current | Typical Power | Max Time to Trip | | Resistance | |
|-------------------|--------------------|--------------------|------------------------|----------------------|--------------------|------------------|------|------------------|-------------------|
| | I _H , A | I _T , A | V _{MAX} , VDC | I _{MAX} , A | P _d , W | Current | Time | R _{MIN} | R _{1MAX} |
| | I _H , A | I _T , A | V _{MAX} , VDC | I _{MAX} , A | P _d , W | Amp | Sec | Ohms | Ohms |
| FSMD005-1206 | 0.05 | 0.15 | 60 | 10 | 0.4 | 0.25 | 1.50 | 3.60 | 50.00 |
| FSMD005-1206-R | 0.05 | 0.15 | 60 | 100 | 0.4 | 0.25 | 1.50 | 3.60 | 50.00 |
| FSMD010-1206 | 0.10 | 0.25 | 60 | 10 | 0.4 | 0.50 | 1.00 | 1.60 | 15.00 |
| FSMD010-1206-R | 0.10 | 0.25 | 60 | 100 | 0.4 | 0.50 | 1.00 | 1.60 | 15.00 |
| FSMD012-1206 | 0.12 | 0.39 | 48 | 100 | 0.6 | 1.00 | 0.20 | 1.40 | 6.50 |
| FSMD012-1206-R | 0.12 | 0.39 | 48 | 100 | 0.6 | 1.00 | 0.20 | 1.40 | 6.50 |
| FSMD016-1206 | 0.16 | 0.45 | 48 | 100 | 0.6 | 1.00 | 0.30 | 1.10 | 5.00 |
| FSMD016-1206-R | 0.16 | 0.45 | 48 | 100 | 0.6 | 1.00 | 0.30 | 1.10 | 5.00 |
| FSMD020-1206 | 0.20 | 0.40 | 30 | 100 | 0.4 | 8.00 | 0.10 | 0.600 | 2.500 |
| FSMD020-1206-R | 0.20 | 0.40 | 30 | 100 | 0.4 | 8.00 | 0.10 | 0.600 | 2.500 |
| FSMD025-1206 | 0.25 | 0.50 | 16 | 100 | 0.6 | 8.00 | 0.08 | 0.550 | 2.300 |
| FSMD025-1206-R | 0.25 | 0.50 | 16 | 100 | 0.6 | 8.00 | 0.08 | 0.550 | 2.300 |
| FSMD025-24-1206-R | 0.25 | 0.50 | 24 | 100 | 0.6 | 8.00 | 0.08 | 0.550 | 2.300 |
| FSMD035-1206 | 0.35 | 0.75 | 16 | 100 | 0.4 | 8.00 | 0.10 | 0.300 | 1.200 |
| FSMD035-1206-R | 0.35 | 0.75 | 16 | 100 | 0.4 | 8.00 | 0.10 | 0.300 | 1.200 |
| FSMD035-30-1206R | 0.35 | 0.75 | 30 | 100 | 0.6 | 8.00 | 0.10 | 0.300 | 1.200 |
| FSMD050-1206 | 0.50 | 1.00 | 8 | 100 | 0.4 | 8.00 | 0.10 | 0.150 | 0.700 |
| FSMD050-1206-R | 0.50 | 1.00 | 8 | 100 | 0.4 | 8.00 | 0.10 | 0.150 | 0.700 |
| FSMD050-24-1206R | 0.50 | 1.00 | 24 | 100 | 0.6 | 8.00 | 0.10 | 0.150 | 0.750 |
| FSMD075-1206R | 0.75 | 1.50 | 6 | 100 | 0.6 | 8.00 | 0.20 | 0.090 | 0.290 |
| FSMD075-16-1206R | 0.75 | 1.50 | 16 | 100 | 0.6 | 8.00 | 0.20 | 0.090 | 0.290 |
| FSMD100-1206R | 1.00 | 1.80 | 6 | 100 | 0.6 | 8.00 | 0.30 | 0.055 | 0.210 |
| FSMD110-1206R | 1.10 | 2.20 | 6 | 100 | 0.8 | 8.00 | 0.30 | 0.040 | 0.180 |
| FSMD150-1206R | 1.50 | 3.00 | 6 | 100 | 0.8 | 8.00 | 1.00 | 0.040 | 0.120 |
| FSMD200-1206R | 2.00 | 3.50 | 6 | 100 | 0.8 | 8.00 | 1.50 | 0.018 | 0.080 |

NOTE : Specification subject to change without notice.



I_H =Hold current-maximum current at which the device will not trip at 23°C still air.
 I_T =Trip current-minimum current at which the device will always trip at 23°C still air.
 V_{MAX} =Maximum voltage device can withstand without damage at it rated current.(I_{MAX})
 I_{MAX} = Maximum fault current device can withstand without damage at rated voltage (V_{MAX}).
 P_d =Typical power dissipated-type amount of power dissipated by the device when in the tripped state in 23°C still air environment.
 R_{MIN} =Minimum device resistance at 23°C prior to tripping.
 R_{1MAX} =Maximum device resistance at 23°C measured 1 hour after tripping or reflow soldering of 260°C for 20 seconds.
 Termination pad characteristics
 Termination pad materials: Pure Tin

4. FSMD Product Dimensions (Millimeters)

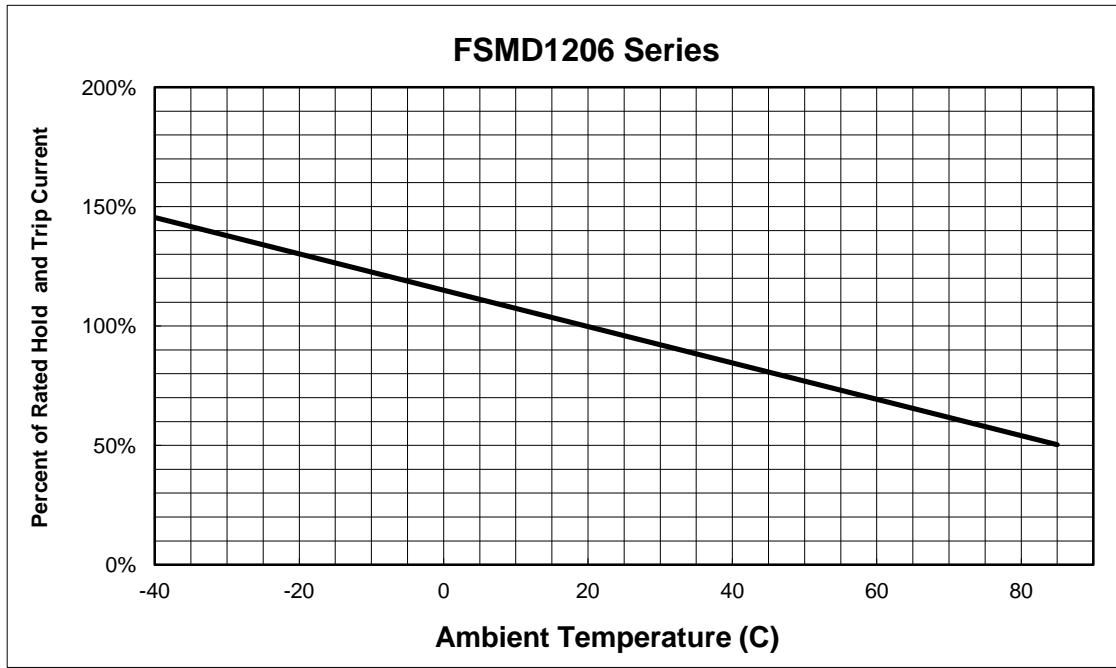


| Part Number | Figure | A | | B | | C | | D | | E | |
|-------------------|--------|------|------|------|------|------|------|------|------|------|------|
| | | Min | Max | Min | Max | Min | Max | Min | Max | Min | Max |
| FSMD005-1206 | 1 | 3.00 | 3.50 | 1.50 | 1.80 | 0.45 | 0.85 | 0.10 | 0.75 | — | — |
| FSMD005-1206-R | 2 | 3.00 | 3.50 | 1.50 | 1.80 | 0.45 | 0.85 | 0.10 | 0.75 | 0.10 | 0.45 |
| FSMD010-1206 | 1 | 3.00 | 3.50 | 1.50 | 1.80 | 0.45 | 0.85 | 0.10 | 0.75 | — | — |
| FSMD010-1206-R | 2 | 3.00 | 3.50 | 1.50 | 1.80 | 0.45 | 0.85 | 0.10 | 0.75 | 0.10 | 0.45 |
| FSMD012-1206 | 1 | 3.00 | 3.50 | 1.50 | 1.80 | 0.45 | 0.85 | 0.10 | 0.75 | — | — |
| FSMD012-1206-R | 2 | 3.00 | 3.50 | 1.50 | 1.80 | 0.45 | 0.85 | 0.10 | 0.75 | 0.10 | 0.45 |
| FSMD016-1206 | 1 | 3.00 | 3.50 | 1.50 | 1.80 | 0.45 | 0.75 | 0.10 | 0.75 | — | — |
| FSMD016-1206-R | 2 | 3.00 | 3.50 | 1.50 | 1.80 | 0.45 | 0.75 | 0.10 | 0.75 | 0.10 | 0.45 |
| FSMD020-1206 | 1 | 3.00 | 3.50 | 1.50 | 1.80 | 0.45 | 0.75 | 0.10 | 0.75 | — | — |
| FSMD020-1206-R | 2 | 3.00 | 3.50 | 1.50 | 1.80 | 0.45 | 0.75 | 0.10 | 0.75 | 0.10 | 0.45 |
| FSMD025-1206 | 1 | 3.00 | 3.50 | 1.50 | 1.80 | 0.45 | 0.75 | 0.10 | 0.75 | — | — |
| FSMD025-1206-R | 2 | 3.00 | 3.50 | 1.50 | 1.80 | 0.45 | 0.75 | 0.10 | 0.75 | 0.10 | 0.45 |
| FSMD025-24-1206-R | 2 | 3.00 | 3.50 | 1.50 | 1.80 | 0.45 | 0.75 | 0.10 | 0.75 | 0.10 | 0.45 |
| FSMD035-1206 | 1 | 3.00 | 3.50 | 1.50 | 1.80 | 0.30 | 0.75 | 0.10 | 0.75 | — | — |
| FSMD035-1206-R | 2 | 3.00 | 3.50 | 1.50 | 1.80 | 0.30 | 0.75 | 0.10 | 0.75 | 0.10 | 0.45 |
| FSMD035-30-1206R | 2 | 3.00 | 3.50 | 1.50 | 1.80 | 0.90 | 1.30 | 0.25 | 0.75 | 0.10 | 0.45 |
| FSMD050-1206 | 1 | 3.00 | 3.50 | 1.50 | 1.80 | 0.25 | 0.55 | 0.10 | 0.75 | — | — |
| FSMD050-1206-R | 2 | 3.00 | 3.50 | 1.50 | 1.80 | 0.25 | 0.55 | 0.10 | 0.75 | 0.10 | 0.45 |
| FSMD050-24-1206R | 2 | 3.00 | 3.50 | 1.50 | 1.80 | 0.90 | 1.30 | 0.25 | 0.75 | 0.10 | 0.45 |
| FSMD075-1206R | 2 | 3.00 | 3.50 | 1.50 | 1.80 | 0.45 | 1.25 | 0.25 | 0.75 | 0.10 | 0.45 |
| FSMD075-16-1206R | 2 | 3.00 | 3.50 | 1.50 | 1.80 | 0.45 | 1.25 | 0.25 | 0.75 | 0.10 | 0.45 |
| FSMD100-1206R | 2 | 3.00 | 3.50 | 1.50 | 1.80 | 0.45 | 1.00 | 0.25 | 0.75 | 0.10 | 0.45 |
| FSMD110-1206R | 2 | 3.00 | 3.50 | 1.50 | 1.80 | 0.45 | 1.00 | 0.25 | 0.75 | 0.10 | 0.45 |
| FSMD150-1206R | 2 | 3.00 | 3.50 | 1.50 | 1.80 | 0.80 | 1.40 | 0.25 | 0.75 | 0.10 | 0.45 |
| FSMD200-1206R | 2 | 3.00 | 3.50 | 1.50 | 1.80 | 0.85 | 1.60 | 0.25 | 0.75 | 0.10 | 0.45 |

NOTE : Specification subject to change without notice.

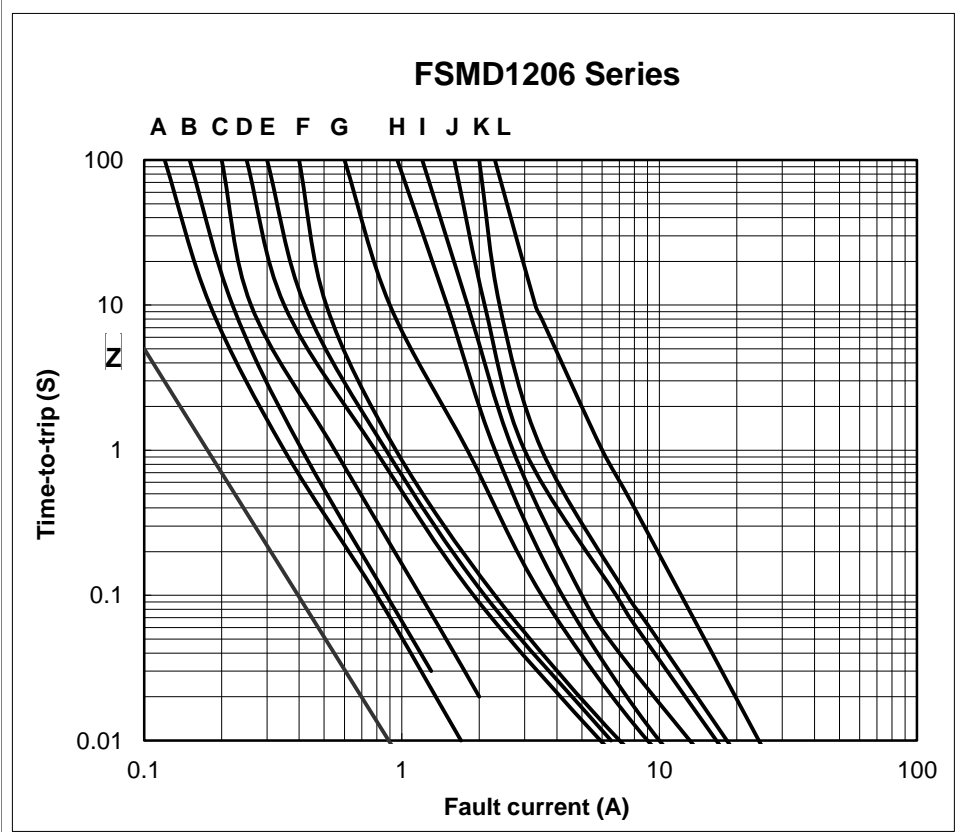


5. Thermal Derating Curve



6. Typical Time-To-Trip at 23°C

- Z=FSMD005-1206 / -R
- A=FSMD010-1206 / -R
- B=FSMD012-1206 / -R
- C=FSMD016-1206 / -R
- D=FSMD020-1206 / -R
- E=FSMD025-1206 / -R
- 025-24-1206-R
- F=FSMD035-1206 / -R
- 035-60-1206R
- G=FSMD050-1206 / -R/
FSMD050-24-1206R
- H=FSMD075-1206R /
075-16-1206R
- I=FSMD100-1206R
- J=FSMD110-1206R
- K=FSMD150-1206R
- L=FSMD200-1206R



NOTE : Specification subject to change without notice.

| | | | | |
|---|---|-----------------|-----------|-------------|
|  FUZETEC TECHNOLOGY CO., LTD. | NO. | PQ18-01E | | |
| | Product Specification and Approval Sheet | Version | C1 | Page |


7. Material Specification

Terminal pad material: Pure Tin


Soldering characteristics: Meets EIA specification RS 186-9E, ANSI/J-std-002 Category 3

8. Part Numbering and Marking System

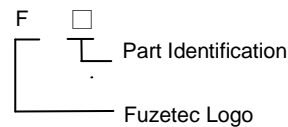
Part Numbering System

F S M D □ □ □ - 1206 R


Part Marking System



Example

F □


FZ = FSMD005-1206-R
 FA = FSMD010-1206-R
 FJ = FSMD012-1206-R
 FK = FSMD016-1206-R
 FB = FSMD020-1206-R
 FL = FSMD025-1206-R
 FP = FSMD025-24-1206-R
 FC = FSMD035-1206-R
 FM = FSMD035-30-1206R
 FD = FSMD050-1206-R
 FN = FSMD050-24-1206R
 FE = FSMD075-1206R
 FO = FSMD075-16-1206R
 FF = FSMD100-1206R
 FG = FSMD110-1206R
 FH = FSMD150-1206R
 FI = FSMD200-1206R

Warning: -Operation beyond the specified maximum ratings or improper use may result in damage and possible electrical arcing and/or flame.



-PPTC device are intended for occasional overcurrent protection. Application for repeated overcurrent condition and/or prolonged trip are not anticipated.


-Avoid contact of PPTC device with chemical solvent. Prolonged contact will damage the device performance.

NOTE : Specification subject to change without notice.



9. Pad Layouts 、 Solder Reflow and Rework Recommendations

The dimension in the table below provide the recommended pad layout for each FSMD1206 device



| Pad dimensions (millimeters) | | | |
|------------------------------|--------------|--------------|--------------|
| Device | A Nominal | B Nominal | C Nominal |
| All 1206 Series | 2.00 | 1.00 | 1.90 |

| Profile Feature | Pb-Free Assembly |
|---|------------------|
| Average Ramp-Up Rate (T_{smax} to T_p) | 3 °C/second max. |
| Preheat : | |
| Temperature Min (T _{smin}) | 150 °C |
| Temperature Max (T _{smax}) | 200 °C |
| Time (t _{smin} to t _{smax}) | 60-180 seconds |
| Time maintained above: | |
| Temperature(T _L) | 217 °C |
| Time (t _L) | 60-150 seconds |
| Peak/Classification Temperature(T_p) : | 260 °C |
| Time within 5°C of actual Peak : | |
| Temperature (t _p) | 20-40 seconds |
| Ramp-Down Rate : | 6 °C/second max. |
| Time 25 °C to Peak Temperature : | 8 minutes max. |

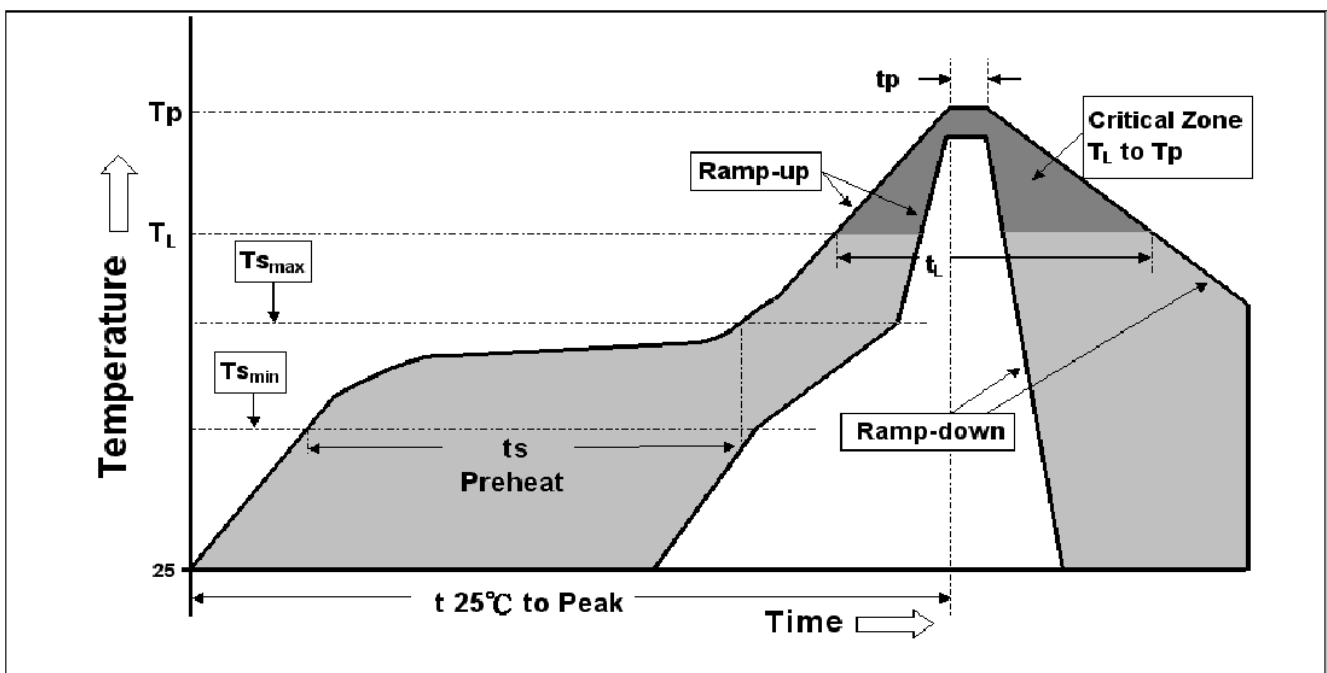
Solder reflow

- ※ Due to “Lead Free” nature, Temperature and Dwelling time for the soldering zone is higher than those for Regular. This may cause damage to other components.
1. Recommended max past thickness > 0.25mm.
 2. Devices can be cleaned using standard methods and aqueous solvent.
 3. Rework use standard industry practices.
 4. Storage Environment : < 30°C / 60%RH

Caution:

1. If reflow temperatures exceed the recommended profile, devices may not meet the performance requirements.
2. Devices are not designed to be wave soldered to the bottom side of the board.

Note 1: All temperatures refer to of the package, measured on the package body surface.



NOTE : Specification subject to change without notice.

X-ON Electronics

Largest Supplier of Electrical and Electronic Components

Click to view similar products for [Resettable Fuses - PPTC category](#):

Click to view products by [Fuzetec manufacturer](#):

Other Similar products are found below :

[RF0077-000](#) [RF3256-000](#) [RF3281-000](#) [RF3301-000](#) [RF3341-000](#) [RF3344-000](#) [RF3382-000](#) [SMD125-2](#) [RF2171-000](#) [RF2531-000](#) [RF2873-000](#) [RF3060-000](#) [TR600-150Q-B-0.5-0.130](#) [RXE090](#) [5E4795/04-1502](#) [TRF250-080T-B-1.0-0.125](#) [SMD100-2](#) [NIS5452MT1TXG](#) [NIS5431MT1TXG](#) [SMD250-2](#) [0ZCM0001FF2G](#) [0ZCM0003FF2G](#) [0ZCM0004FF2G](#) [BK60-017-DZ-E0.6](#) [F95456-000](#) [LVR100S](#) [RS30-090](#) [RS30-110](#) [RS30-600](#) [RS30-700](#) [RS30-800](#) [RS30-900](#) [RS60RB-005](#) [RS60RB-010](#) [RS60RB-020](#) [RS60RB-025](#) [RS60RB-050](#) [RS60RB-075](#) [RS60RB-160](#) [RS60SB-250](#) [ASMD0603-010-30V](#) [ASMD0603-025-16V](#) [ASMD2920-260-24V](#) [BSMD0603-025-12V](#) [BSMD1206-150-12V](#) [BSMD0805-020-33V](#) [BSMD1206-075-13.2V](#) [BSMD2920-400-6V](#) [BSMD2920-300-6V](#) [BSMD2920-700-6V](#)