

 FUZETEC	NO.	PQ18-01E		
	Product Specification and Approval Sheet	Version	C1	Page

Surface Mountable PTC Resettable Fuse: FSMD1206 Series

1. Summary

- (a) **RoHS Compliant & Halogen Free**
- (b) **Applications: All high-density boards**
- (c) **Product Features: Small surface mountable, Solid state, Faster time to trip than standard SMD devices, Lower resistance than standard SMD devices**
- (d) **Operation Current: 0.05A~2.0A**
- (e) **Maximum Voltage: 6V~60V_{DC}**
- (f) **Temperature Range : -40°C to 85°C**

2. Agency Recognition

UL : File No. E211981
 C-UL: File No. E211981
 TÜV: File No. R50090556

3. Electrical Characteristics (23°C)

Part Number	Hold Current	Trip Current	Rated Voltage	Max Current	Typical Power	Max Time to Trip		Resistance	
	I _H , A	I _T , A	V _{MAX} , VDC	I _{MAX} , A	P _d , W	Current	Time	R _{MIN}	R _{1MAX}
	I _H , A	I _T , A	V _{MAX} , VDC	I _{MAX} , A	P _d , W	Amp	Sec	Ohms	Ohms
FSMD005-1206	0.05	0.15	60	10	0.4	0.25	1.50	3.60	50.00
FSMD005-1206-R	0.05	0.15	60	100	0.4	0.25	1.50	3.60	50.00
FSMD010-1206	0.10	0.25	60	10	0.4	0.50	1.00	1.60	15.00
FSMD010-1206-R	0.10	0.25	60	100	0.4	0.50	1.00	1.60	15.00
FSMD012-1206	0.12	0.39	48	100	0.6	1.00	0.20	1.40	6.50
FSMD012-1206-R	0.12	0.39	48	100	0.6	1.00	0.20	1.40	6.50
FSMD016-1206	0.16	0.45	48	100	0.6	1.00	0.30	1.10	5.00
FSMD016-1206-R	0.16	0.45	48	100	0.6	1.00	0.30	1.10	5.00
FSMD020-1206	0.20	0.40	30	100	0.4	8.00	0.10	0.600	2.500
FSMD020-1206-R	0.20	0.40	30	100	0.4	8.00	0.10	0.600	2.500
FSMD025-1206	0.25	0.50	16	100	0.6	8.00	0.08	0.550	2.300
FSMD025-1206-R	0.25	0.50	16	100	0.6	8.00	0.08	0.550	2.300
FSMD025-24-1206-R	0.25	0.50	24	100	0.6	8.00	0.08	0.550	2.300
FSMD035-1206	0.35	0.75	16	100	0.4	8.00	0.10	0.300	1.200
FSMD035-1206-R	0.35	0.75	16	100	0.4	8.00	0.10	0.300	1.200
FSMD035-30-1206R	0.35	0.75	30	100	0.6	8.00	0.10	0.300	1.200
FSMD050-1206	0.50	1.00	8	100	0.4	8.00	0.10	0.150	0.700
FSMD050-1206-R	0.50	1.00	8	100	0.4	8.00	0.10	0.150	0.700
FSMD050-24-1206R	0.50	1.00	24	100	0.6	8.00	0.10	0.150	0.750
FSMD075-1206R	0.75	1.50	6	100	0.6	8.00	0.20	0.090	0.290
FSMD075-16-1206R	0.75	1.50	16	100	0.6	8.00	0.20	0.090	0.290
FSMD100-1206R	1.00	1.80	6	100	0.6	8.00	0.30	0.055	0.210
FSMD110-1206R	1.10	2.20	6	100	0.8	8.00	0.30	0.040	0.180
FSMD150-1206R	1.50	3.00	6	100	0.8	8.00	1.00	0.040	0.120
FSMD200-1206R	2.00	3.50	6	100	0.8	8.00	1.50	0.018	0.080

NOTE : Specification subject to change without notice.

I_H =Hold current-maximum current at which the device will not trip at 23°C still air.

I_T =Trip current-minimum current at which the device will always trip at 23°C still air.

V_{MAX} =Maximum voltage device can withstand without damage at it rated current.(I_{MAX})

I_{MAX} = Maximum fault current device can withstand without damage at rated voltage (V_{MAX}).

P_d =Typical power dissipated-type amount of power dissipated by the device when in the tripped state in 23°C still air environment.

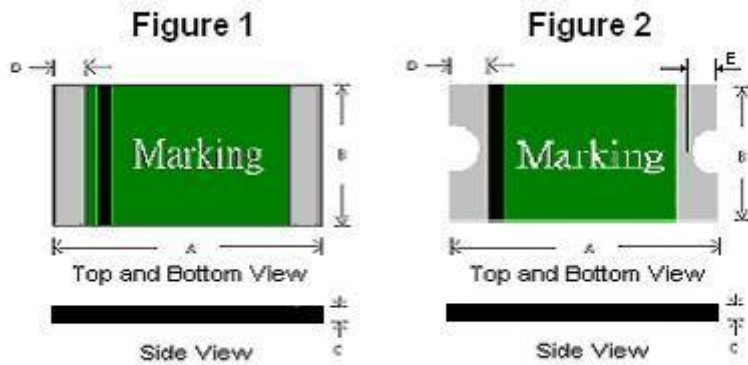
R_{MIN} =Minimum device resistance at 23°C prior to tripping.

R_{1MAX} =Maximum device resistance at 23°C measured 1 hour after tripping or reflow soldering of 260°C for 20 seconds.

Termination pad characteristics

Termination pad materials: Pure Tin

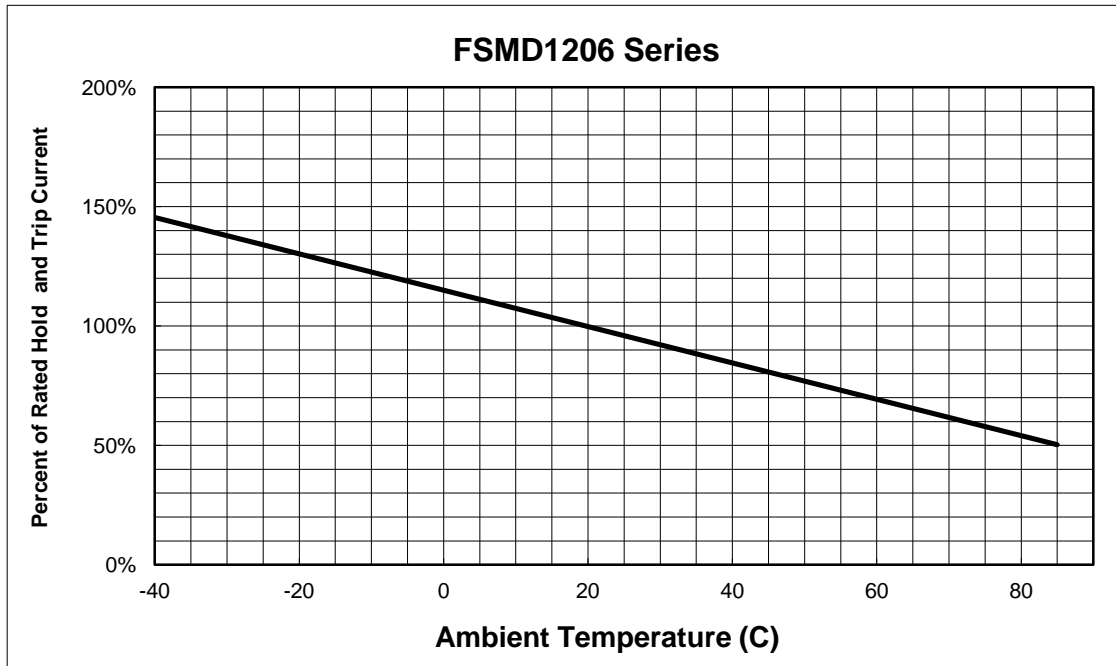
4. FSMD Product Dimensions (Millimeters)



Part Number	Figure	A		B		C		D		E	
		Min	Max	Min	Max	Min	Max	Min	Max	Min	Max
FSMD005-1206	1	3.00	3.50	1.50	1.80	0.45	0.85	0.10	0.75	—	—
FSMD005-1206-R	2	3.00	3.50	1.50	1.80	0.45	0.85	0.10	0.75	0.10	0.45
FSMD010-1206	1	3.00	3.50	1.50	1.80	0.45	0.85	0.10	0.75	—	—
FSMD010-1206-R	2	3.00	3.50	1.50	1.80	0.45	0.85	0.10	0.75	0.10	0.45
FSMD012-1206	1	3.00	3.50	1.50	1.80	0.45	0.85	0.10	0.75	—	—
FSMD012-1206-R	2	3.00	3.50	1.50	1.80	0.45	0.85	0.10	0.75	0.10	0.45
FSMD016-1206	1	3.00	3.50	1.50	1.80	0.45	0.75	0.10	0.75	—	—
FSMD016-1206-R	2	3.00	3.50	1.50	1.80	0.45	0.75	0.10	0.75	0.10	0.45
FSMD020-1206	1	3.00	3.50	1.50	1.80	0.45	0.75	0.10	0.75	—	—
FSMD020-1206-R	2	3.00	3.50	1.50	1.80	0.45	0.75	0.10	0.75	0.10	0.45
FSMD025-1206	1	3.00	3.50	1.50	1.80	0.45	0.75	0.10	0.75	—	—
FSMD025-1206-R	2	3.00	3.50	1.50	1.80	0.45	0.75	0.10	0.75	0.10	0.45
FSMD025-24-1206-R	2	3.00	3.50	1.50	1.80	0.45	0.75	0.10	0.75	0.10	0.45
FSMD035-1206	1	3.00	3.50	1.50	1.80	0.30	0.75	0.10	0.75	—	—
FSMD035-1206-R	2	3.00	3.50	1.50	1.80	0.30	0.75	0.10	0.75	0.10	0.45
FSMD035-30-1206R	2	3.00	3.50	1.50	1.80	0.90	1.30	0.25	0.75	0.10	0.45
FSMD050-1206	1	3.00	3.50	1.50	1.80	0.25	0.55	0.10	0.75	—	—
FSMD050-1206-R	2	3.00	3.50	1.50	1.80	0.25	0.55	0.10	0.75	0.10	0.45
FSMD050-24-1206R	2	3.00	3.50	1.50	1.80	0.90	1.30	0.25	0.75	0.10	0.45
FSMD075-1206R	2	3.00	3.50	1.50	1.80	0.45	1.25	0.25	0.75	0.10	0.45
FSMD075-16-1206R	2	3.00	3.50	1.50	1.80	0.45	1.25	0.25	0.75	0.10	0.45
FSMD100-1206R	2	3.00	3.50	1.50	1.80	0.45	1.00	0.25	0.75	0.10	0.45
FSMD110-1206R	2	3.00	3.50	1.50	1.80	0.45	1.00	0.25	0.75	0.10	0.45
FSMD150-1206R	2	3.00	3.50	1.50	1.80	0.80	1.40	0.25	0.75	0.10	0.45
FSMD200-1206R	2	3.00	3.50	1.50	1.80	0.85	1.60	0.25	0.75	0.10	0.45

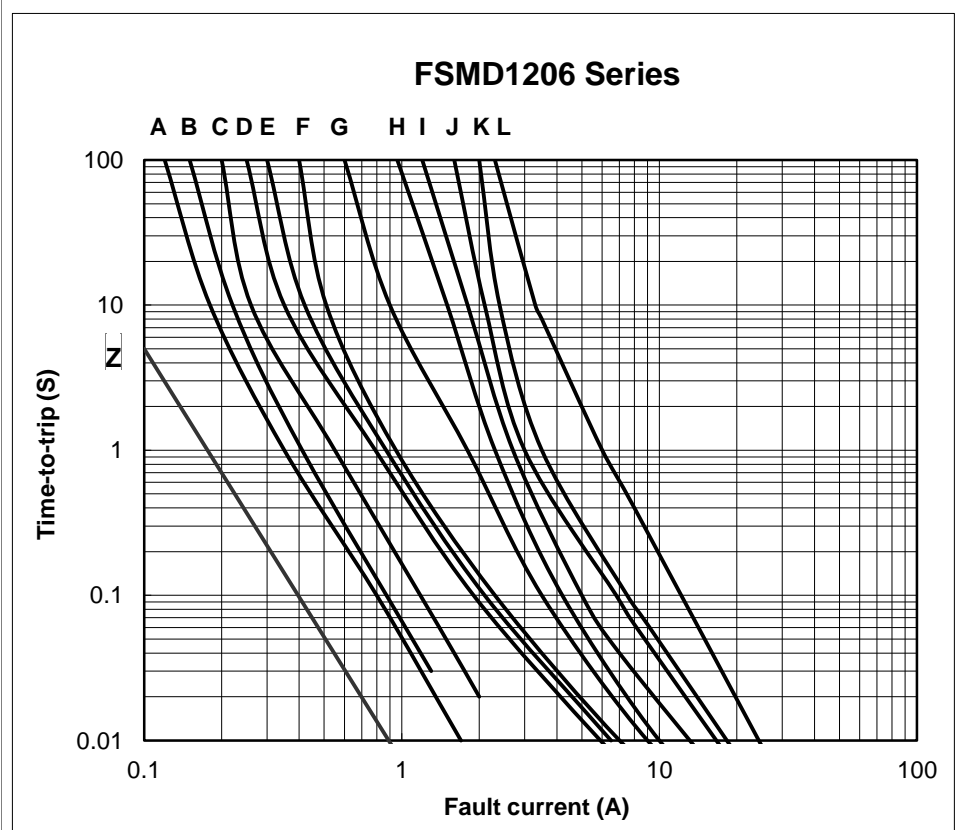
NOTE : Specification subject to change without notice.

5. Thermal Derating Curve



6. Typical Time-To-Trip at 23°C

- Z=FSMD005-1206 / -R
- A=FSMD010-1206 / -R
- B=FSMD012-1206 / -R
- C=FSMD016-1206 / -R
- D=FSMD020-1206 / -R
- E=FSMD025-1206 / -R
- 025-24-1206-R
- F=FSMD035-1206 / -R
- 035-60-1206R
- G=FSMD050-1206 / -R/
FSMD050-24-1206R
- H=FSMD075-1206R /
075-16-1206R
- I=FSMD100-1206R
- J=FSMD110-1206R
- K=FSMD150-1206R
- L=FSMD200-1206R



NOTE : Specification subject to change without notice.

 FUZETEC	NO.	PQ18-01E		
	Product Specification and Approval Sheet	Version	C1	Page


7. Material Specification


Terminal pad material: Pure Tin

Soldering characteristics: Meets EIA specification RS 186-9E, ANSI/J-std-002 Category 3

8. Part Numbering and Marking System



Part Numbering System

F S M D □ □ □ - 1206 R




Example

Part Marking System

F □



FZ = FSMD005-1206-R
 FA = FSMD010-1206-R
 FJ = FSMD012-1206-R
 FK = FSMD016-1206-R
 FB = FSMD020-1206-R
 FL = FSMD025-1206-R
 FP = FSMD025-24-1206-R
 FC = FSMD035-1206-R
 FM = FSMD035-30-1206R
 FD = FSMD050-1206-R
 FN = FSMD050-24-1206R
 FE = FSMD075-1206R
 FO = FSMD075-16-1206R
 FF = FSMD100-1206R
 FG = FSMD110-1206R
 FH = FSMD150-1206R
 FI = FSMD200-1206R

Warning: -Operation beyond the specified maximum ratings or improper use may result in damage and possible electrical arcing and/or flame.




-PPTC device are intended for occasional overcurrent protection. Application for repeated overcurrent condition and/or prolonged trip are not anticipated.

-Avoid contact of PPTC device with chemical solvent. Prolonged contact will damage the device performance.

NOTE : Specification subject to change without notice.

9. Pad Layouts 、 Solder Reflow and Rework Recommendations

The dimension in the table below provide the recommended pad layout for each FSMD1206 device



Pad dimensions (millimeters)

Device	A Nominal	B Nominal	C Nominal
All 1206 Series	2.00	1.00	1.90

Profile Feature	Pb-Free Assembly
Average Ramp-Up Rate (T_{smax} to T_p)	3 °C/second max.
Preheat :	
Temperature Min (T _{smin})	150 °C
Temperature Max (T _{smax})	200 °C
Time (t _{smin} to t _{smax})	60-180 seconds
Time maintained above:	
Temperature(T _L)	217 °C
Time (t _L)	60-150 seconds
Peak/Classification Temperature(T_p) :	260 °C
Time within 5°C of actual Peak :	
Temperature (t _p)	20-40 seconds
Ramp-Down Rate :	6 °C/second max.
Time 25 °C to Peak Temperature :	8 minutes max.

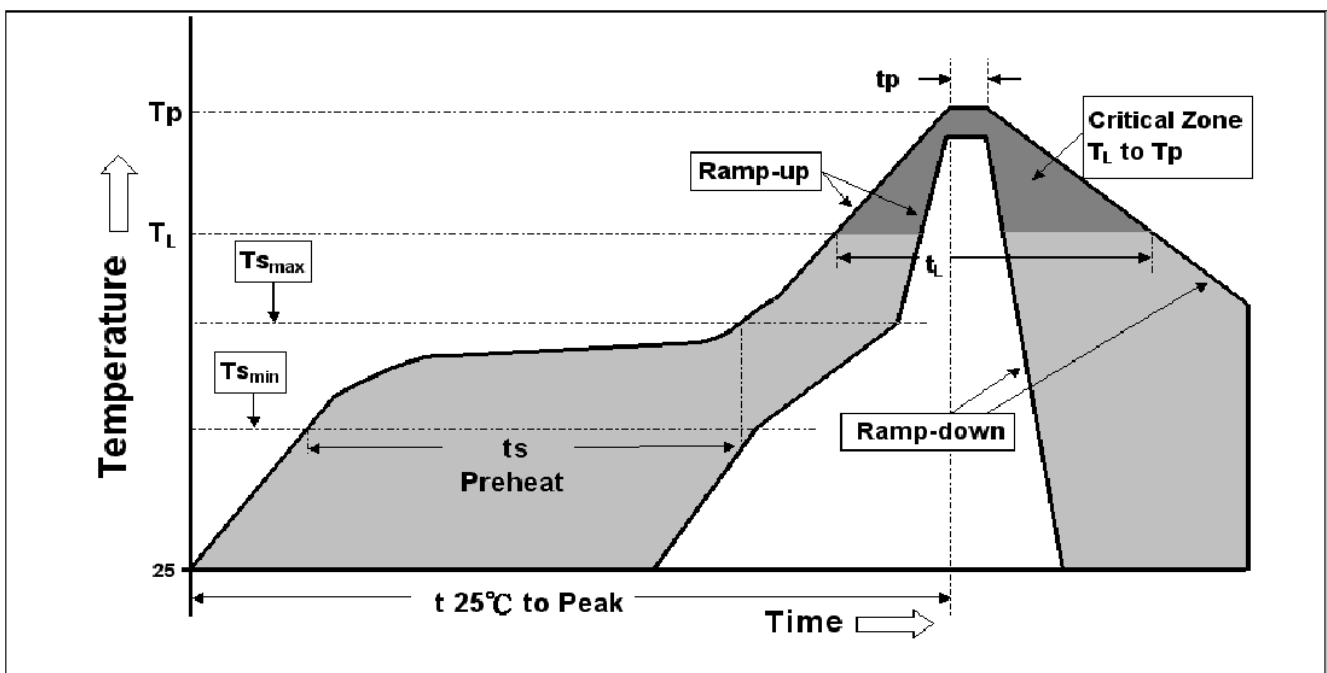
Note 1: All temperatures refer to of the package,
measured on the package body surface.

Solder reflow

- ※ Due to "Lead Free" nature, Temperature and Dwelling time for the soldering zone is higher than those for Regular. This may cause damage to other components.
1. Recommended max past thickness > 0.25mm.
 2. Devices can be cleaned using standard methods and aqueous solvent.
 3. Rework use standard industry practices.
 4. Storage Environment : < 30°C / 60%RH

Caution:

1. If reflow temperatures exceed the recommended profile, devices may not meet the performance requirements.
2. Devices are not designed to be wave soldered to the bottom side of the board.



NOTE : Specification subject to change without notice.

X-ON Electronics

Largest Supplier of Electrical and Electronic Components

Click to view similar products for [Resettable Fuses - PPTC](#) category:

Click to view products by [Fuzetec](#) manufacturer:

Other Similar products are found below :

[RF0077-000](#) [RF3256-000](#) [RF3281-000](#) [RF3301-000](#) [RF3341-000](#) [RF3344-000](#) [RF3382-000](#) [SMD125-2](#) [RF2171-000](#) [RF2531-000](#) [RF2873-000](#) [RF3060-000](#) [TR600-150Q-B-0.5-0.130](#) [RXE090](#) [5E4795/04-1502](#) [TRF250-080T-B-1.0-0.125](#) [SMD100-2](#) [NIS5452MT1TXG](#) [NIS5431MT1TXG](#) [SMD250-2](#) [0ZCM0001FF2G](#) [0ZCM0003FF2G](#) [0ZCM0004FF2G](#) [BK60-017-DZ-E0.6](#) [F95456-000](#) [LVR100S](#) [RS30-090](#) [RS30-110](#) [RS30-600](#) [RS30-700](#) [RS30-800](#) [RS30-900](#) [RS60RB-005](#) [RS60RB-010](#) [RS60RB-020](#) [RS60RB-025](#) [RS60RB-050](#) [RS60RB-075](#) [RS60RB-160](#) [RS60SB-250](#) [ASMD0603-010-30V](#) [ASMD0603-025-16V](#) [ASMD2920-260-24V](#) [BSMD0603-025-12V](#) [BSMD1206-150-12V](#) [BSMD0805-020-33V](#) [BSMD1206-075-13.2V](#) [BSMD2920-400-6V](#) [BSMD2920-300-6V](#) [BSMD2920-700-6V](#)