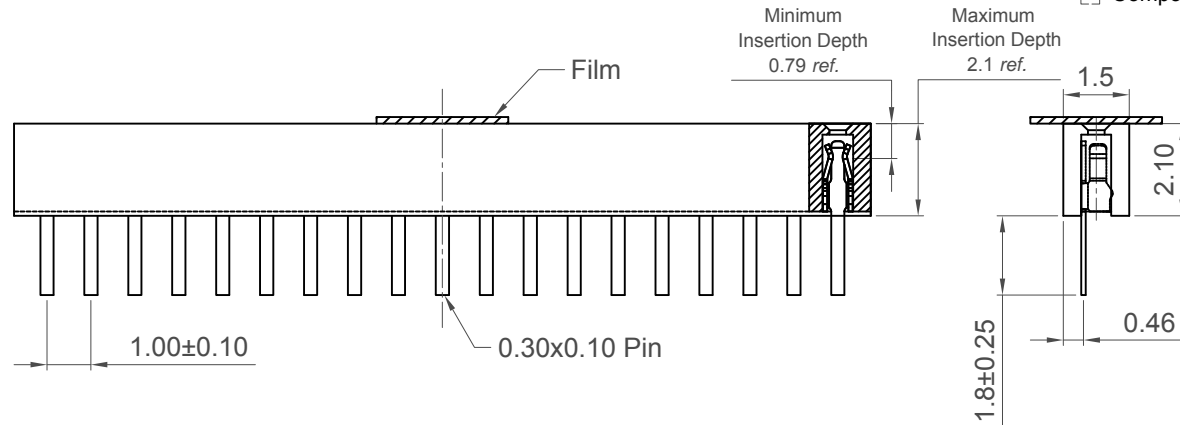
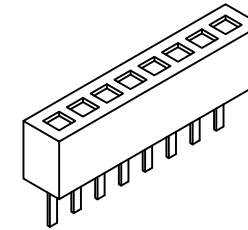


Recommended PCB Layout
Tolerance: ±0.05

□ Component Outline



Specifications

Material

Contact : Phosphor Bronze

Insulator :

Standard: Polymer, LCP, UL 94-V0

Plating

See Ordering Grid

Electrical

Current Rating : 1 Amp Per Pin

Insulation Resistance: 1000 MΩ min

Contact Resistance: 40 mΩ max.

Dielectric Withstand Voltage: AC 300 V

Mechanical & Environmental

Operating Temperature: -40°C to +105°C

Soldering Process:

LCP (Standard) -

IR Reflow : 260°C for 10 sec.

Wave :250°C for 5-10 sec

Manual Solder: 350°C for 3-5 sec

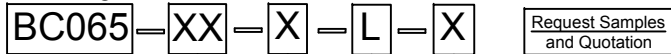
Mates with (Subject to pin length)

BC020 BC025 BC030 BC032

BC034 BC090

No. of Contacts	Dimensions	
	A	B
2	1.00	2.50
3	2.00	3.50
4	3.00	4.50
5	4.00	5.50
6	5.00	6.50
7	6.00	7.50
8	7.00	8.50
9	8.00	9.50
10	9.00	10.50
11	10.00	11.50
12	11.00	12.50
13	12.00	13.50
14	13.00	14.50
15	14.00	15.50
16	15.00	16.50
17	16.00	17.50
18	17.00	18.50
19	18.00	19.50
20	19.00	20.50
21	20.00	21.50
22	21.00	22.50
23	22.00	23.50
24	23.00	24.50
25	24.00	25.50
26	25.00	26.50
27	26.00	27.50
28	27.00	28.50
29	28.00	29.50
30	29.00	30.50
31	30.00	31.50
32	31.00	32.50
33	32.00	33.50
34	33.00	34.50
35	34.00	35.50
36	35.00	36.50
37	36.00	37.50
38	37.00	38.50
39	38.00	39.50
40	39.00	40.50

Ordering Grid



No. of Contacts
02 to 40

Contact Plating
A = Gold Flash All Over (Standard)
C = Tin All Over

Packing Options

D = Tube (Standard) (04 to 40 Contacts)

A = Tape and Reel (02 to 40 Contacts)

C = Tape and Reel with Film (02 to 40 Contacts)

F = Tube with Film (04 to 40 Contacts)

G = Plastic Box (02,03&04 Contacts only)

Insulator Material

L = LCP (Standard)

Part Number BC065		Product Description 1.00mm Pitch Socket, Single Row, Through Hole, Vertical	
Drawing Date 20th May 2008			
By CC		Tolerances (Except as Noted)	Units: Metric (mm)
Detail BC065 D PCN		Length X. ± 0.30 X.X ± 0.25 X.XX ± 0.15 X.XXX ± 0.10	Angle X.° ± 5° X.X° ± 3° X.XX° ± 2° X.XXX° ± 1°
Revision D6			
Date 19/12/17			



This drawing is confidential and copyright of Global Connector Technology, Ltd (GCT). This drawing must not be copied or disclosed without written consent. E & OE



www.gct.co

Not to Scale	Drawn By ASE	Sheet No. 1/1
--------------	--------------	---------------

X-ON Electronics

Largest Supplier of Electrical and Electronic Components

Click to view similar products for [Board to Board & Mezzanine Connectors](#) category:

Click to view products by [GCT](#) manufacturer:

Other Similar products are found below :

[589158040000018](#) [MDF7C-18P-2.54DSA\(55\)](#) [FCN-230C068-11](#) [FCN-268F012-G/BD](#) [FCN-268F036-G/BD](#) [FCN-268M012-G/0D](#) [FCN-268M024-G/1D](#) [FCN-723J004/1](#) [MIS-048-01-F-D-DP-K](#) [832-10-034-10-001000](#) [FX4C-80S-1.27DSA](#) [FCN-214Q030-G/0](#) [FCN-234P048-G/0](#) [FCN-235D050-G/C](#) [210-93-314-41-105000](#) [2-22603-0](#) [MDF7-40DP-2.54DSA\(55\)](#) [AXG720047](#) [5031084030](#) [MIT-114-03-F-D-K](#) [55323-1519](#) [DF33-2P-3.3DSA\(24\)](#) [YFT-20-05-H-03-SB-K](#) [503308-3040](#) [026-6203-PDB](#) [027-6203-PDB](#) [069159702701000](#) [10123981-102LF](#) [101A10019X](#) [55650-0588-C](#) [68684-306](#) [75140-7012](#) [589159005003045](#) [194261-1](#) [FCN-268F024-G0D](#) [10124054-515LF](#) [68685-603](#) [8-1616154-3](#) [MIS-019-01-F-D](#) [589159005002045](#) [541371078](#) [IL-WX-10PB-HF-B-E1000E](#) [FCN-268M024-G/3D](#) [20021832-06016C1LF](#) [KX15-20KLDL-E1000E](#) [MDF7-16DP-2.54DSA\(55\)](#) [AXE810124](#) [FCN-214J100-G/0](#) [FCN-230C068-E/S](#) [AXE812124](#)