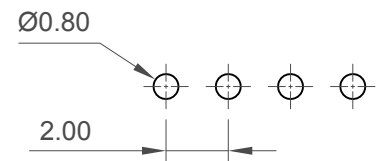
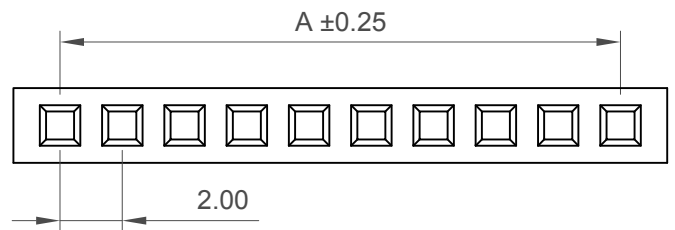
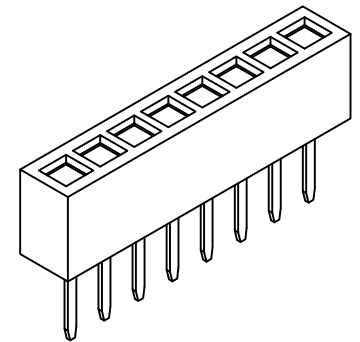
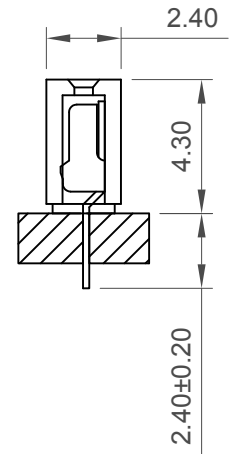
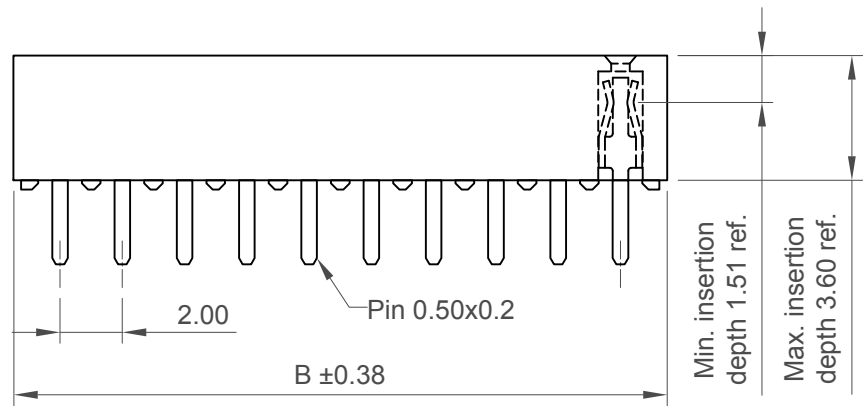


H
G
F
E
D
C
B
A



Recommended PCB Layout



No. of Contacts	Dimension	
	A	B
2	2.0	4.6
3	4.0	6.6
4	6.0	8.6
5	8.0	10.6
6	10.0	12.6
7	12.0	14.6
8	14.0	16.6
9	16.0	18.6
10	18.0	20.6
11	20.0	22.6
12	22.0	24.6
13	24.0	26.6
14	26.0	28.6
15	28.0	30.6
16	30.0	32.6
17	32.0	34.6
18	34.0	36.6
19	36.0	38.6
20	38.0	40.6
21	40.0	42.6
22	42.0	44.6
23	44.0	46.6
24	46.0	48.6
25	48.0	50.6
26	50.0	52.6
27	52.0	54.6
28	54.0	56.6
29	56.0	58.6
30	58.0	60.6
31	60.0	62.6
32	62.0	64.6
33	64.0	66.6
34	66.0	68.6
35	68.0	70.6
36	70.0	72.6
37	72.0	74.6
38	74.0	76.6
39	76.0	78.6
40	78.0	80.6

Specifications

Material
 Insulator:
 Standard: Polyamide, Nylon 6T, UL94V-0
 Options: Polymer, LCP, UL94V-0
 Contact : Phosphor Bronze

Plating
 See Ordering Grid

Electrical
 Current Rating: 2 Amp per pin
 Contact Resistance: 20 mΩ max.
 Insulation Resistance: 1000 MΩ min.
 Dielectric Withstand Voltage: 500 V AC

Mechanical & Environmental
 Operating Temperature: -40°C to +105°C
Soldering Process
 Nylon 6T (Standard)
 IR Reflow: 260°C for 10 sec.
 Wave: 230°C for 5-10 sec.
 Manual Solder: 350°C for 3-5sec
 LCP (Option)
 IR Reflow: 260°C for 10 sec.
 Wave: 250°C for 5-10 sec
 Manual Solder: 350°C for 3-5 sec

Mates with (Subject to Pin Length)
 BF020 BF021 BF025 BF035
 BF036 BF040 BF130

Ordering Grid
 BF085-XX-X-0240-X-X Request samples and quotation

No. of Contacts
 02 to 40

Contact Plating
 A = Gold Flash All Over (Standard)
 B = Selective Gold Flash Contact Area/
 Tin On Tail
 C = Tin All Over
 G = 10µ" Gold Contact Area/Tin On Tail
 I = 30µ" Gold Contact Area/Tin On Tail

Insulator Material
 N = Nylon 6T (Standard)
 L = LCP

Tail Length (1/100mm)
 0240 = 2.40mm

Packing Options
 D = Tube (Standard)
 B = Tape & Reel with Cap
 E = Tube with Cap
 F = Tube with Film
 G = Plastic Box
 For 2 and 3 contacts option G only.

Part Number		Product Description	
BF085		2.0mm Pitch Socket, Single Row, Through Hole, Vertical	
Drawing Date		31st October 2007	
By	CC	Tolerances (Except as Noted)	Units:
Detail	BF085 G PCN	Length X. ± 0.30 X.X ± 0.20 X.XX ± 0.15 X.XXX ± 0.10	Metric (mm)
Revision	G3	Angle X.° ± 5° X.X° ± 2° X.XX° ± 1° X.XXX° ± 0.5°	RoHS COMPLIANT 2011/65/EU Deca-SIDE
Date	19/06/18	This drawing is confidential and copyright of Global Connector Technology, Ltd (GCT). This drawing must not be copied or disclosed without written consent. E & OE	

GCT
 www.gct.co

Not to Scale
 Drawn By LYH
 Sheet No. 1/1

X-ON Electronics

Largest Supplier of Electrical and Electronic Components

Click to view similar products for [Board to Board & Mezzanine Connectors](#) category:

Click to view products by [GCT](#) manufacturer:

Other Similar products are found below :

[589158040000018](#) [MDF7C-18P-2.54DSA\(55\)](#) [FCN-268F036-G/BD](#) [FCN-268M012-G/0D](#) [FCN-268M024-G/1D](#) [FCN-723J004/1](#) [MIS-048-01-F-D-DP-K](#) [832-10-034-10-001000](#) [FX4C-80S-1.27DSA](#) [93696-330](#) [224393](#) [FCN-235D050-G/C](#) [210-93-314-41-105000](#) [2-22603-0](#) [MDF7-40DP-2.54DSA\(55\)](#) [5031084030](#) [MIT-114-03-F-D-K](#) [55323-1519](#) [45970-4130](#) [YFT-20-05-H-03-SB-K](#) [503308-3040](#) [026-6203-PDB](#) [027-6203-PDB](#) [069159702701000](#) [101A10019X](#) [105061100000861+](#) [55650-0588-C](#) [75140-7012](#) [87471-650](#) [YTW-30-07-H-Q-410-140](#) [YTT-112-01-H-Q](#) [063209](#) [FCN-268F024-G0D](#) [10124054-515LF](#) [68685-603](#) [8-1616154-3](#) [MIS-019-01-F-D](#) [YTQ-12103HQ](#) [541371078](#) [IL-WX-10PB-HF-B-E1000E](#) [YFT-50-05-H-10-SB-K](#) [FCN-268M024-G/3D](#) [FCN-214J100-G/0](#) [FCN-230C068-E/S](#) [74220-001](#) [354184](#) [P50-028-DDS-TG](#) [53309-2471](#) [54546-2071](#) [1586617-1](#)