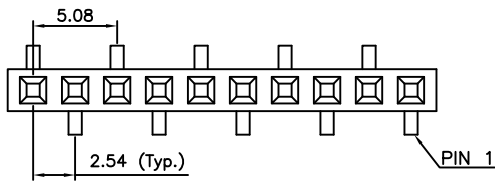
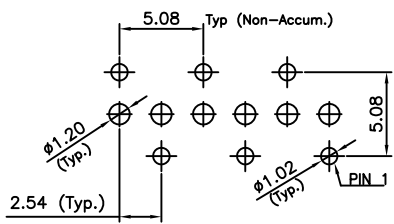



A
B
C
D
E
F
G
H



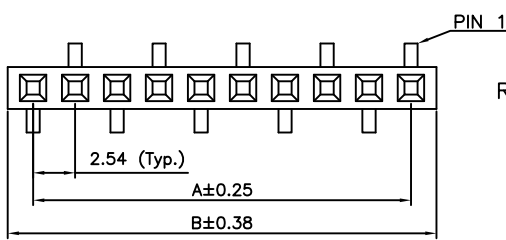
R1 TYPE



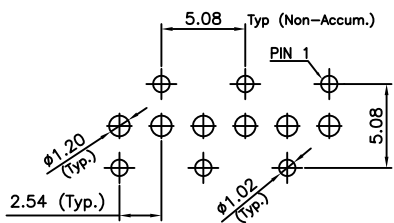
R1 TYPE



R1 TYPE

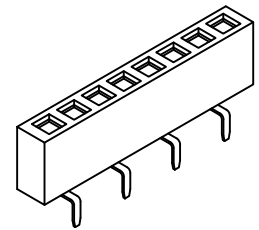


R2 TYPE

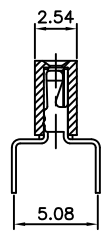
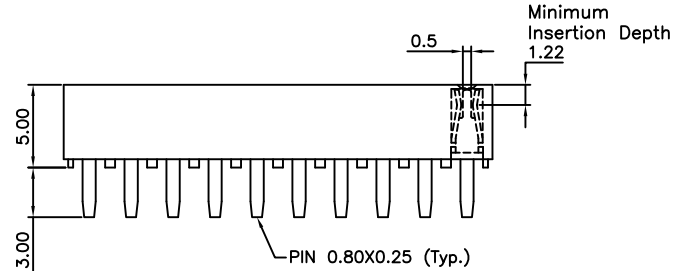


R2 TYPE

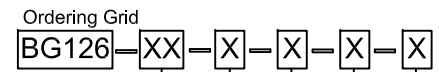
RECOMMENDED PCB LAYOUT



R2 TYPE



SPECIFICATIONS 规格
 CURRENT RATING 电流额定值: 3 AMP
 INSULATOR RESISTANCE 绝缘电阻值: 1000 MΩ Min.
 CONTACT RESISTANCE 接触电阻值: 20mΩ Max.
 DIELECTRIC WITHSTANDING 耐电压: AC 600 V
 OPERATING TEMPERATURE 工作温度: -40°C TO +105°C
 CONTACT MATERIAL 端子物料: COPPER ALLOY
 INSULATOR MATERIAL 绝缘体物料:
 STANDARD 标准物料: POLYAMIDE 聚酰胺, NYLON 6T, UL 94-V0
 OPTIONS 可选物料: POLYESTER 聚酯, LCP, UL 94-V0
 SOLDERING PROCESS 可焊性:
 NYLON 6T (STANDARD 标准物料) -
 IR REFLOW 回流焊: 260°C for 10 sec.
 WAVE 波峰焊: 230°C for 5-10 sec.
 MANUAL SOLDER 人工焊接: 350°C for 3-5 sec
 LCP (OPTION 可选物料) -
 IR REFLOW 回流焊: 260°C for 10 sec.
 WAVE 波峰焊: 250°C for 5-10 sec.
 MANUAL SOLDER 人工焊接: 350°C for 3-5 sec
 MATES WITH 配套之母座 (SUBJECT TO PIN LENGTH 在端子长度适合的条件下):
 BG020 BG030 BG031 BG035 BG055
 BG060 BG075 BG080



No. of Contacts
02 to 40

A = Gold Flash All Over
 B = Selective Gold Flash Contact Area/
 Tin On Tail
 C = Tin All Over
 G = 10μ" Gold Contact Area/Tin On Tail
 I = 30μ" Gold Contact Area/Tin On Tail
Standard = Gold Flash All Over

Insulator Material
N = Nylon 6T (Standard)
 L = LCP

Type
 1 = R1 Type
 2 = R2 Type

REQUEST SAMPLES AND QUOTATION

Packing Options
D = Tube (Standard)
 F = Tube with Film
 G = Plastic Box
 H = Tray
 For 2, 3, 4, 5, 6 and 7 contacts option H only.

CONTACTS	DIMENSIONS	
	A	B
02	2.54	5.58
03	5.08	8.12
04	7.62	10.66
05	10.16	13.20
06	12.70	15.74
07	15.24	18.28
08	17.78	20.82
09	20.32	23.36
10	22.86	25.90
11	25.40	28.44
12	27.94	30.98
13	30.48	33.52
14	33.02	36.06
15	35.56	38.60
16	38.10	41.14
17	40.64	43.68
18	43.18	46.22
19	45.72	48.76
20	48.26	51.30
21	50.80	53.84
22	53.34	56.38
23	55.88	58.92
24	58.42	61.46
25	60.96	64.00
26	63.50	66.54
27	66.04	69.08
28	68.58	71.62
29	71.12	74.16
30	73.66	76.70
31	76.20	79.24
32	78.74	81.78
33	81.28	84.32
34	83.82	86.86
35	86.36	89.40
36	88.90	91.94
37	91.44	94.48
38	93.98	97.02
39	96.52	99.56
40	99.06	102.10

By	BC	CM
DETAIL	DRAWING RELEASE	ECN: B2B packaging -001
REV DATE	A 17/04/07	B 19/10/11



Tolerances (Except as noted)	Part Number:-	Date:-
Dimensions in mm	BG126	17 APR 07
X, ± 0.30	Description:-	
X.X ± 0.20	2.54mm PITCH SOCKET, SINGLE ROW, THROUGH HOLE, VERTICAL, DUAL ENTRY	
X.XX ± 0.15	© THIS DRAWING IS CONFIDENTIAL AND MUST NOT BE COPIED OR DISCLOSED WITHOUT WRITTEN CONSENT	
X.XXX ± 0.10	Scale NTS	
X.XXX ± 0.5"	Revision B	Material See Note
Thrd Angle Projection	Drawn by BC	Sheet No. 1/1

GCT

www.globalconnectortechology.com

X-ON Electronics

Largest Supplier of Electrical and Electronic Components

Click to view similar products for [Board to Board & Mezzanine Connectors](#) category:

Click to view products by [GCT](#) manufacturer:

Other Similar products are found below :

[589158040000018](#) [MDF7C-18P-2.54DSA\(55\)](#) [FCN-230C068-11](#) [FCN-268F012-G/BD](#) [FCN-268F036-G/BD](#) [FCN-268M012-G/0D](#) [FCN-268M024-G/1D](#) [FCN-723J004/1](#) [MIS-048-01-F-D-DP-K](#) [832-10-034-10-001000](#) [FX4C-80S-1.27DSA](#) [FCN-214Q030-G/0](#) [FCN-234P048-G/0](#) [FCN-235D050-G/C](#) [210-93-314-41-105000](#) [2-22603-0](#) [MDF7-40DP-2.54DSA\(55\)](#) [AXG720047](#) [5031084030](#) [MIT-114-03-F-D-K](#) [55323-1519](#) [DF33-2P-3.3DSA\(24\)](#) [YFT-20-05-H-03-SB-K](#) [503308-3040](#) [026-6203-PDB](#) [027-6203-PDB](#) [069159702701000](#) [10123981-102LF](#) [101A10019X](#) [55650-0588-C](#) [68682-310LF](#) [68684-306](#) [75140-7012](#) [87471-650](#) [YTW-30-07-H-Q-410-140](#) [194261-1](#) [FCN-268F024-G0D](#) [10124054-515LF](#) [68685-603](#) [8-1616154-3](#) [MIS-019-01-F-D](#) [FCN-268M024-G/3D](#) [20021832-06016C1LF](#) [KX15-20KLDL-E1000E](#) [MDF7-16DP-2.54DSA\(55\)](#) [AXE810124](#) [FCN-214J100-G/0](#) [FCN-230C068-E/S](#) [AXE812124](#) [AXE816124](#)