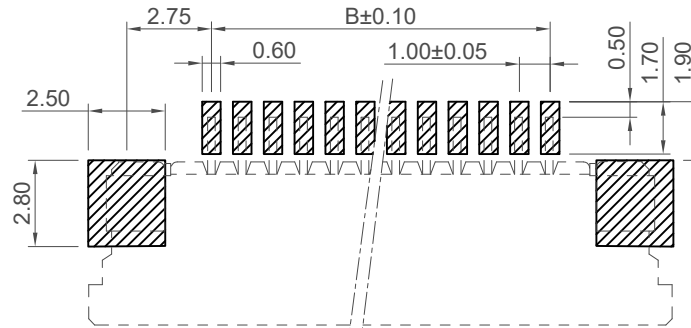
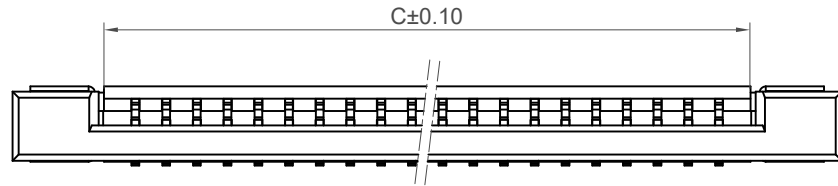
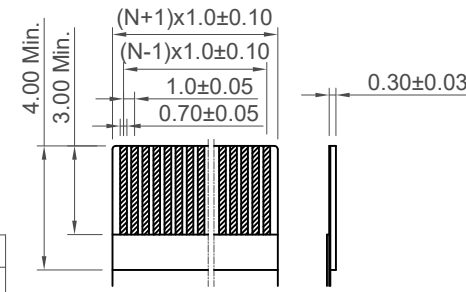
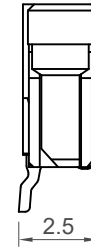
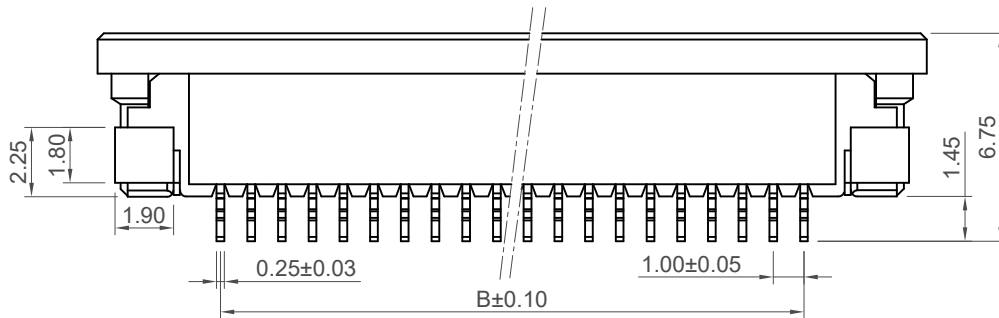


No. of Contacts	Dimensions		
	A	B	C
* 4	11.0	3.00	5.10
* 5	12.0	4.00	6.10
* 6	13.0	5.00	7.10
* 7	14.0	6.00	8.10
* 8	15.0	7.00	9.10
* 9	16.0	8.00	10.10
* 10	17.0	9.00	11.10
* 11	18.0	10.00	12.10
* 12	19.0	11.00	13.10
* 13	20.0	12.00	14.10
* 14	21.0	13.00	15.10
* 15	22.0	14.00	16.10
* 16	23.0	15.00	17.10
* 17	24.0	16.00	18.10
* 18	25.0	17.00	19.10
19	26.0	18.00	20.10
* 20	27.0	19.00	21.10
21	28.0	20.00	22.10
* 22	29.0	21.00	23.10
23	30.0	22.00	24.10
* 24	31.0	23.00	25.10
* 25	32.0	24.00	26.10
* 26	33.0	25.00	27.10
* 27	34.0	26.00	28.10
* 28	35.0	27.00	29.10
29	36.0	28.00	30.10
* 30	37.0	29.00	31.10
31	38.0	30.00	32.10
* 32	39.0	31.00	33.10
33	40.0	32.00	34.10
* 34	41.0	33.00	35.10
* 35	42.0	34.00	36.10
* 36	43.0	35.00	37.10
37	44.0	36.00	38.10
* 38	45.0	37.00	39.10
39	46.0	38.00	40.10
* 40	47.0	39.00	41.10

* = Toolled Parts
Please contact GCT for non-tooled parts



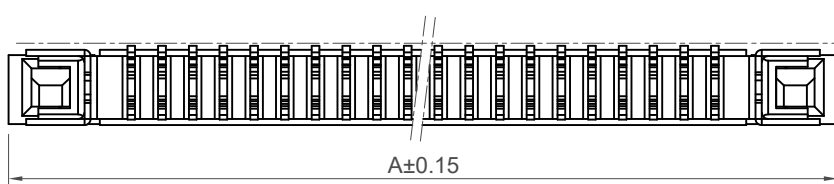
Recommended PCB Layout
As viewed from component side



Recommended FFC/FPC Dimensions
Thickness 0.30 ± 0.03

Solder tails co-planarity

	0.10	4-30 Contacts
	0.15	31-40 Contacts



Ordering Grid
FFC3B11 = **XX** = **X** Request Samples and Quotation
 No. of Contacts: 04 - 40 (see dimension table)
 Contact Plating: T = Tin Plating over all (Standard), G = Gold Flash over all

Specifications

Material

Housing: Thermoplastic, UL 94V-0
 Actuator: Thermoplastic, UL 94V-0
 Contact: Phosphor Bronze
 Fitting Nail: Brass

Plating

Contact: see ordering grid
 Fitting Nail: Matte Tin Plating over Nickel

Electrical

Voltage Rating: 50V AC/DC max.
 Current Rating : 0.4A AC/DC max.
 Dielectric Strength: 250V AC for 1 minute
 Insulation Resistance: 50 MΩ min.
 Contact Resistance: 40 mΩ max.

Mechanical & Environmental

Durability: 20 Cycles
 Operating Temperature: -25°C to +85°C
 Solder Profile:
 Peak Temp 260°C (+0/-5°C) max. (5 seconds)

Part Number		Product Description	
FFC3B11		FPC 1.0mm Pitch, Side Entry, Top Contact, SMT, Height=2.5mm, Slide Type	
Drawing Date		12th September 2019	
By	CC	Tolerances (Except as Noted)	Units:
Detail	FFC3B11 B PCN	Length XX ± 0.15 X.XX ± 0.10	Metric (mm)
Revision	B1	Angle ± 1°	
Date	02/08/21		



This drawing is confidential and copyright of Global Connector Technology, Ltd (GCT). This drawing must not be copied or disclosed without written consent. E & OE

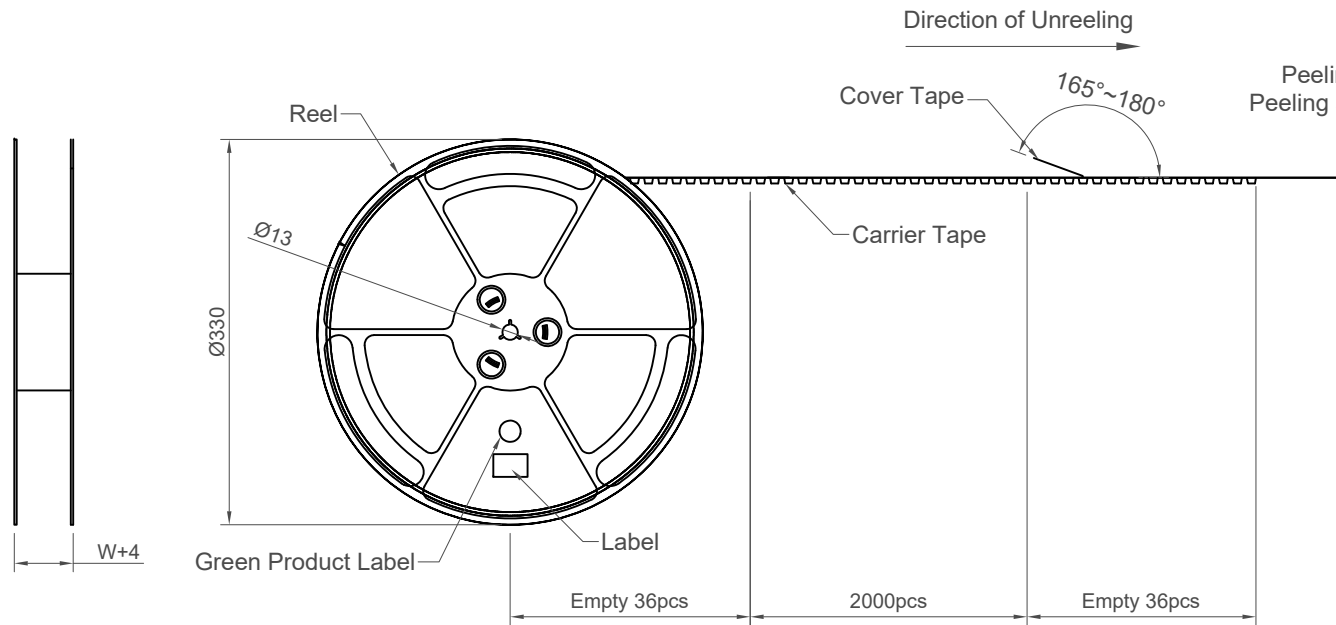


Not to Scale	Drawn By CC	Sheet No. 1/2
--------------	----------------	------------------

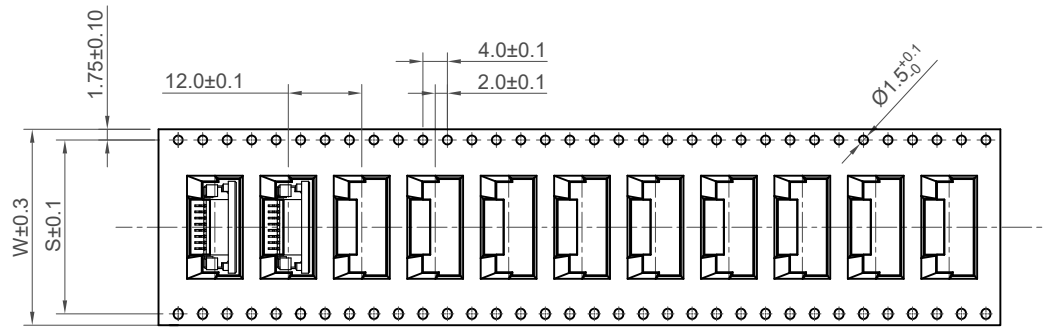
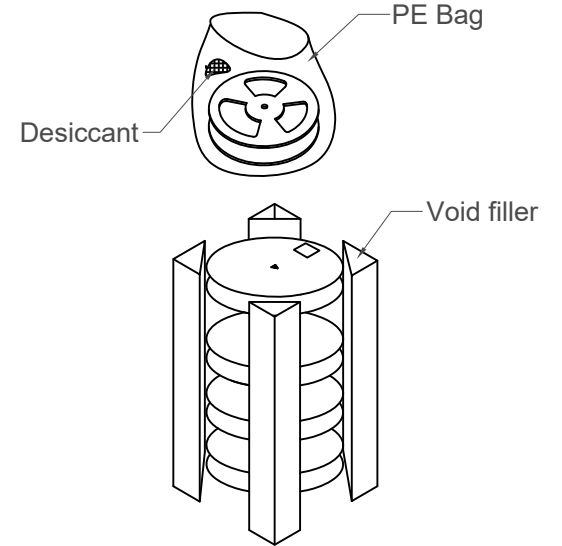
H
G
F
E
D
C
B
A

1 2 3 4 5 6 7 8

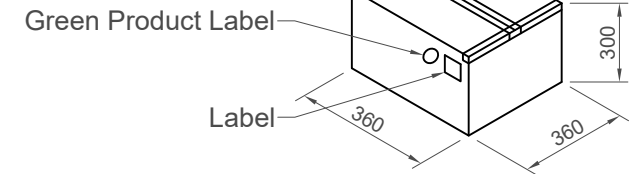
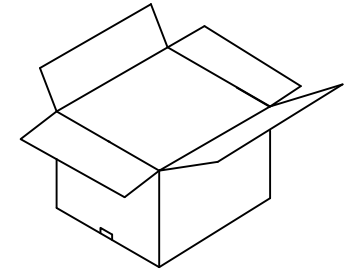
H
G
F
E
D
C
B
A



Peeling angle: 165°~180°
Peeling strength: 0.3 ~ 0.9 N



Direction of Unreeling



No. of Contacts	W	S	Pcs/Reel	Reel/Carton	Pcs/Carton
4 ~ 8	24	N/A	2000	10	20000
9 ~ 13	32	28.4	2000	8	16000
14 ~ 23	44	40.4	2000	6	12000
24 ~ 37	56	52.4	2000	4	8000
38 ~ 40	72	68.4	2000	3	6000

Part Number		Product Description	
FFC3B11		FPC 1.0mm Pitch, Side Entry, Top Contact, SMT, Height=2.5mm, Slide Type	
Drawing Date		12th September 2019	
By	CC	Tolerances (Except as Noted)	Units:
Detail	FFC3B11 B PCN	Length	Metric (mm)
Revision	B1	Angle	
Date	02/08/21		



This drawing is confidential and copyright of Global Connector Technology, Ltd (GCT). This drawing must not be copied or disclosed without written consent. E & OE



Not to Scale	Drawn By CC	Sheet No. 2/2
--------------	-------------	---------------

1 2 3 4 5 6 7 8

X-ON Electronics

Largest Supplier of Electrical and Electronic Components

Click to view similar products for [FFC & FPC Connectors](#) category:

Click to view products by [GCT](#) manufacturer:

Other Similar products are found below :

[00-6200-227-022-800](#) [006205250500825+](#) [006205280500825+](#) [FPH-1602G](#) [086222026001800](#) [52610-0675](#) [62674-201121DLF](#) [52746-1671-TR250](#) [10051922-1610EHLF](#) [10051922-2810EHLF](#) [686322124422](#) [XF3M-2915-1B-R100](#) [AYF353125A](#) [AYF530665TA](#) [AYF534065TA](#) [20FLH-RSM1-TB](#) [PCA-7F-25-HL-3-G](#) [207356-1](#) [52807-0430](#) [FFC05011-10SBB114W5M](#) [502250-8027](#) [FH28K-40S-0.5SH](#) [200528-0260](#) [FH28K-10S-0.5SH](#) [501951-1250](#) [X05B20U43T](#) [0.5K-DX-30PWB](#) [DS1020-08-10VBT12](#) [THD0515-34CL-GF](#) [X05A10L28G](#) [ECC2841061EU](#) [20539-030E-01](#) [1.0K-DHQX-16PWB](#) [1.0K-DHQX-30PWB](#) [1775333-6](#) [10054365-202110ELF](#) [10054365-242110ELF](#) [10054365-282110ELF](#) [10064555-392220HLF](#) [59453-041110EBHLF](#) [59453-091110EDHLF](#) [62674-241141ALF](#) [62684-432100ALF](#) [62684-451100AHLF](#) [62684-5721N0ALF](#) [HFW11R-1STE1MTLF](#) [HFW12R-1STE9LF](#) [HFW14R-1STE9MTLF](#) [HFW18S-2STE9LF](#) [HFW20R-1STAE1HLF](#)