

## Silicon Standard Recovery Diode

$V_{RRM} = 50\text{ V} - 600\text{ V}$

$I_F = 12\text{ A}$

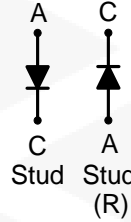
### Features

- High Surge Capability
- Types from 50 V to 600 V  $V_{RRM}$
- Not ESD Sensitive

### Note:

1. Standard polarity: Stud is cathode.
2. Reverse polarity (R): Stud is anode.
3. Stud is base.

DO-4 Package



### Maximum ratings, at $T_j = 25\text{ }^\circ\text{C}$ , unless otherwise specified

| Parameter  | Symbol     | Conditions   | 1N1199A(R) | 1N1200A(R) | 1N1202A(R) | 1N1204A(R) | 1N1206A(R) | Unit             |
|--|------------|--|------------|------------|------------|------------|------------|------------------|
| Repetitive peak reverse voltage                      | $V_{RRM}$  |  | 50         | 100        | 200        | 400        | 600        | V                |
| RMS reverse voltage                                  | $V_{RMS}$  |  | 35         | 70         | 140        | 280        | 420        | V                |
| DC blocking voltage                                  | $V_{DC}$   |  | 50         | 100        | 200        | 400        | 600        | V                |
| Continuous forward current                           | $I_F$      | $T_C \leq 150\text{ }^\circ\text{C}$                     | 12         | 12         | 12         | 12         | 12         | A                |
| Surge non-repetitive forward current, Half Sine Wave | $I_{F,SM}$ | $T_C = 25\text{ }^\circ\text{C}$ , $t_p = 8.3\text{ ms}$ | 240        | 240        | 240        | 240        | 240        | A                |
| Operating temperature                                | $T_j$      |  | -55 to 150 | -55 to 150 | -55 to 150 | -55 to 150 | -55 to 150 | $^\circ\text{C}$ |
| Storage temperature                                  | $T_{stg}$  |  | -55 to 150 | -55 to 150 | -55 to 150 | -55 to 150 | -55 to 150 | $^\circ\text{C}$ |

### Electrical characteristics, at $T_j = 25\text{ }^\circ\text{C}$ , unless otherwise specified

| Parameter             | Symbol | Conditions  | 1N1199A(R) | 1N1200A(R) | 1N1202A(R) | 1N1204A(R) | 1N1206A(R) | Unit          |
|-----------------------|--------|---|------------|------------|------------|------------|------------|---------------|
| Diode forward voltage | $V_F$  | $I_F = 12\text{ A}$ , $T_j = 25\text{ }^\circ\text{C}$  | 1.1        | 1.1        | 1.1        | 1.1        | 1.1        | V             |
| Reverse current       | $I_R$  | $V_R = 50\text{ V}$ , $T_j = 25\text{ }^\circ\text{C}$  | 10         | 10         | 10         | 10         | 10         | $\mu\text{A}$ |
|                       |        | $V_R = 50\text{ V}$ , $T_j = 175\text{ }^\circ\text{C}$ | 15         | 15         | 15         | 15         | 15         | mA            |

### Thermal characteristics

|                                     |            |  |      |      |      |      |      |                    |
|-------------------------------------|------------|--|------|------|------|------|------|--------------------|
| Thermal resistance, junction - case | $R_{thJC}$ |  | 2.00 | 2.00 | 2.00 | 2.00 | 2.00 | $^\circ\text{C/W}$ |
|-------------------------------------|------------|--|------|------|------|------|------|--------------------|

Figure .1-Typical Forward Characteristics

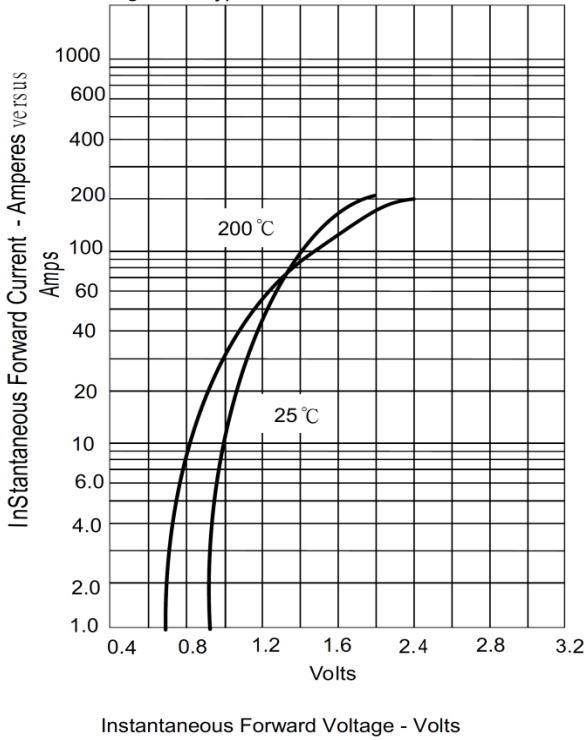


Figure .2- Forward Derating Curve

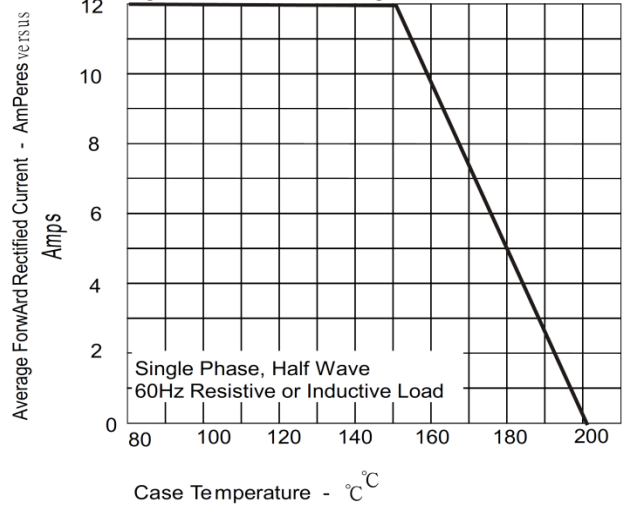


Figure .4-Typical Reverse Characteristics

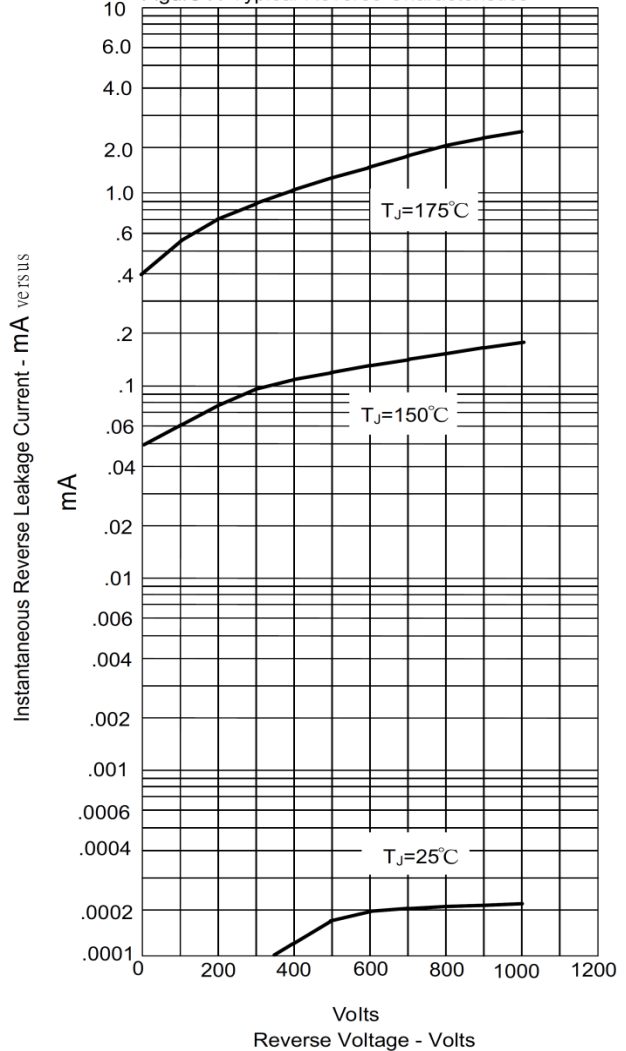
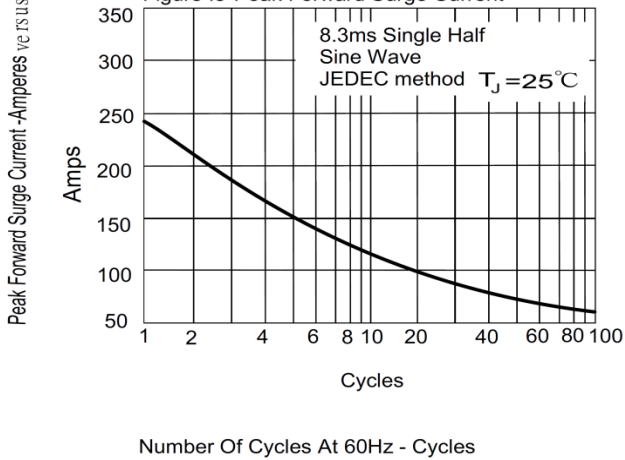
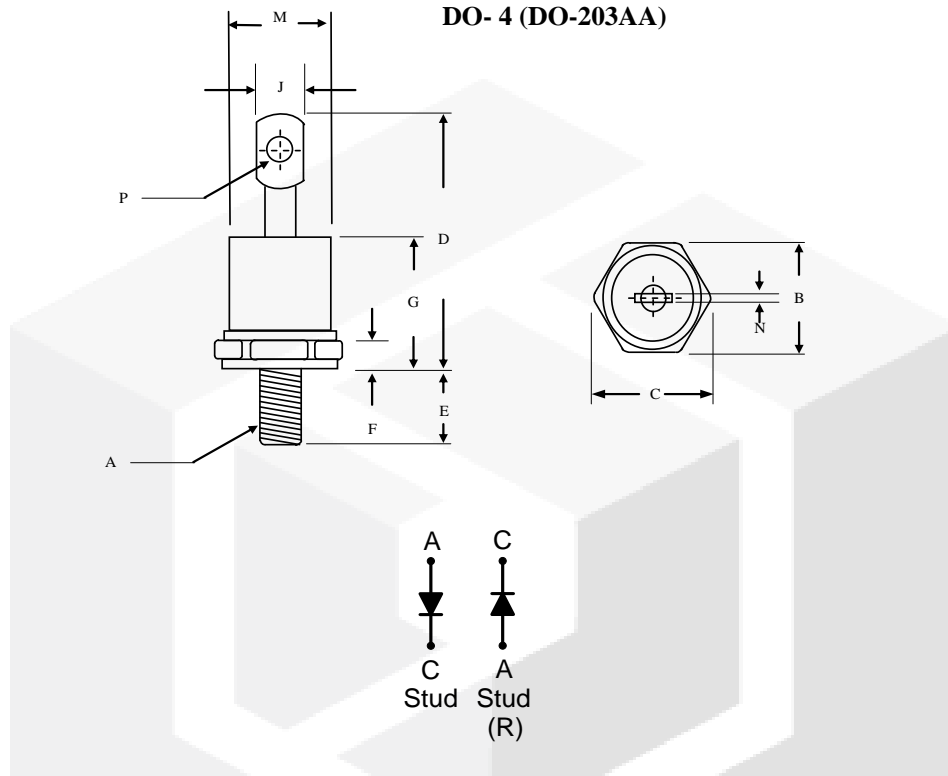


Figure .3-Peak Forward Surge Current



**Package dimensions and terminal configuration**

Product is marked with part number and terminal configuration.



|   | Inches    |        | Millimeters |       |
|---|-----------|--------|-------------|-------|
|   | Min       | Max    | Min         | Max   |
| A | 10-32 UNF |        |             |       |
| B | 0.424     | 0.437  | 10.77       | 11.10 |
| C | -----     | 0.505  | -----       | 12.82 |
| D | -----     | 0.800  | -----       | 20.30 |
| E | 0.453     | 0.492  | 11.50       | 12.50 |
| F | 0.114     | 0.140  | 2.90        | 3.50  |
| G | -----     | 0.405  | -----       | 10.29 |
| J | -----     | 0.216  | -----       | 5.50  |
| M | -----     | φ0.302 | -----       | φ7.68 |
| N | 0.031     | 0.045  | 0.80        | 1.15  |
| P | 0.070     | 0.79   | 1.80        | 2.00  |
|   |           |        |             |       |

## X-ON Electronics

Largest Supplier of Electrical and Electronic Components

*Click to view similar products for [Rectifiers](#) category:*

*Click to view products by [GeneSiC Semiconductor](#) manufacturer:*

Other Similar products are found below :

[70HFR40](#) [RL252-TP](#) [150KR30A](#) [1N5397](#) [SCF5000](#) [1N4002G](#) [1N4005-TR](#) [JANS1N6640US](#) [VS-80-7161](#) [481235F](#) [RRE02VS6SGTR](#)  
[067907F](#) [MS306](#) [70HF40](#) [T85HFL60S02](#) [VS-88-4031](#) [VS-66-9903](#) [US2JFL-TP](#) [A1N5404G-G](#) [ACGRA4007-HF](#) [ACGRB207-HF](#)  
[CLH03\(Te16L,Q\)](#) [ACGRC307-HF](#) [ACEFC304-HF](#) [85HFR60](#) [40HFR60](#) [VS-88-7272PBF](#) [70HF120](#) [85HFR80](#) [D126A45C](#) [SCF7500](#)  
[D251N08B](#) [SCHJ22.5K](#) [SM100](#) [SCPA2](#) [SCH10000](#) [SDHD5K](#) [VS-12FL100S10](#) [ACGRA4001-HF](#) [D1821SH45T PR](#) [D1251S45T](#)  
[SKN300/16](#) [SKN 5/08](#) [TSD3G](#) [SET130312](#) [MSE07PBHM3/89A](#) [UES1106](#) [NTE6010](#) [JANTX1N5196](#) [SCHS15000](#)