

## Silicon Fast Recovery Diode

$V_{RRM} = 50\text{ V} - 400\text{ V}$

$I_F = 6\text{ A}$

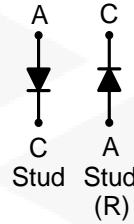
### Features

- High Surge Capability
- Types up to 400 V  $V_{RRM}$
- Not ESD Sensitive

### Note:

1. Standard polarity: Stud is cathode.
2. Reverse polarity (R): Stud is anode.
3. Stud is base.

DO-4 Package



### Maximum ratings, at $T_j = 25\text{ }^\circ\text{C}$ , unless otherwise specified ("R" devices have leads reversed)

Parameter	Symbol	Conditions	1N3879 (R)	1N3880 (R)	1N3881 (R)	1N3882 (R)	1N3883 (R)	Unit
Repetitive peak reverse voltage	$V_{RRM}$		50	100	200	300	400	V
RMS reverse voltage	$V_{RMS}$		35	70	140	210	280	V
DC blocking voltage	$V_{DC}$		50	100	200	300	400	V
Continuous forward current	$I_F$	$T_C \leq 100\text{ }^\circ\text{C}$	6	6	6	6	6	A
Surge non-repetitive forward current, Half Sine Wave	$I_{F,SM}$	$T_C = 25\text{ }^\circ\text{C}$ , $t_p = 8.3\text{ ms}$	90	90	90	90	90	A
Operating temperature	$T_j$		-55 to 150	-55 to 150	-55 to 150	-55 to 150	-55 to 150	$^\circ\text{C}$
Storage temperature	$T_{stg}$		-55 to 150	-55 to 150	-55 to 150	-55 to 150	-55 to 150	$^\circ\text{C}$

### Electrical characteristics, at $T_j = 25\text{ }^\circ\text{C}$ , unless otherwise specified

Parameter	Symbol	Conditions	1N3879 (R)	1N3880 (R)	1N3881 (R)	1N3882 (R)	1N3883 (R)	Unit
Diode forward voltage	$V_F$	$I_F = 6\text{ A}$ , $T_j = 25\text{ }^\circ\text{C}$	1.4	1.4	1.4	1.4	1.4	V
Reverse current	$I_R$	$V_R = 50\text{ V}$ , $T_j = 25\text{ }^\circ\text{C}$	15	15	15	15	15	$\mu\text{A}$
		$V_R = 50\text{ V}$ , $T_j = 150\text{ }^\circ\text{C}$	3	3	3	3	3	mA

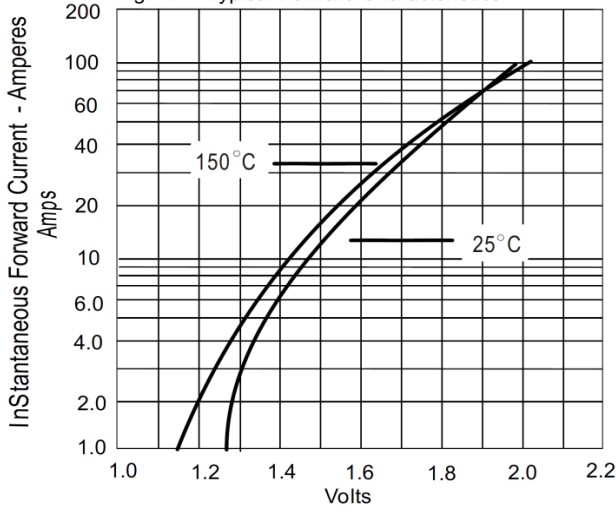
### Recovery Time

Parameter	Symbol	Conditions	1N3879 (R)	1N3880 (R)	1N3881 (R)	1N3882 (R)	1N3883 (R)	Unit
Maximum reverse recovery time	$T_{RR}$	$I_F = 0.5\text{ A}$ , $I_R = 1.0\text{ A}$ , $I_{RR} = 0.25\text{ A}$	200	200	200	200	200	nS

### Thermal characteristics

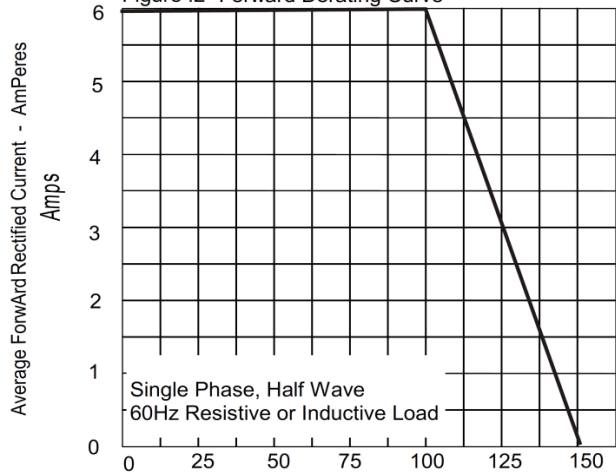
Parameter	Symbol	Conditions	1N3879 (R)	1N3880 (R)	1N3881 (R)	1N3882 (R)	1N3883 (R)	Unit
Thermal resistance, junction - case	$R_{thJC}$		2.5	2.5	2.5	2.5	2.5	$^\circ\text{C/W}$

Figure .1-Typical Forward Characteristics



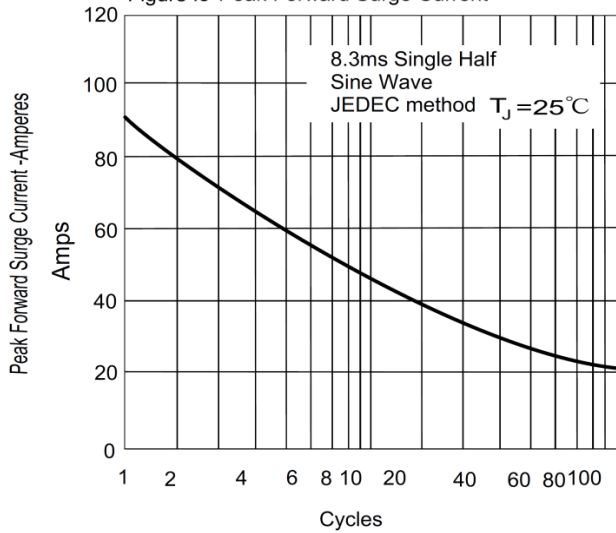
Instantaneous Forward Voltage - Volts

Figure .2- Forward Derating Curve



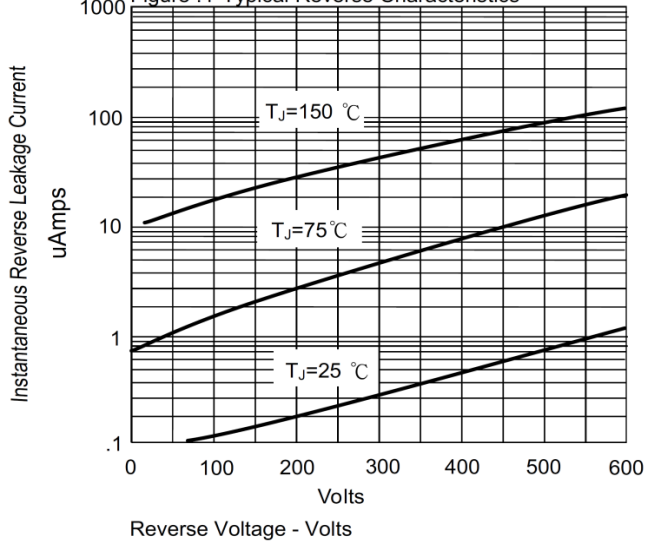
Case Temperature - °C

Figure .3-Peak Forward Surge Current



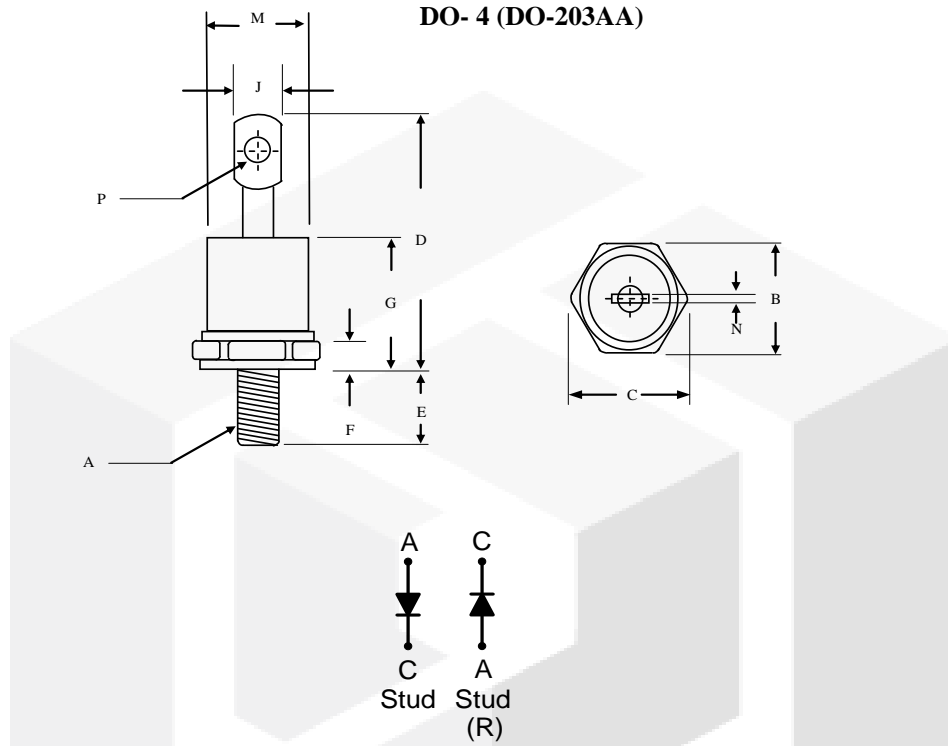
Number Of Cycles At 60Hz - Cycles

Figure .4-Typical Reverse Characteristics



**Package dimensions and terminal configuration**

Product is marked with part number and terminal configuration.



	Inches		Millimeters	
	Min	Max	Min	Max
A	10-32 UNF			
B	0.424	0.437	10.77	11.10
C	-----	0.505	-----	12.82
D	-----	0.800	-----	20.30
E	0.453	0.492	11.50	12.50
F	0.114	0.140	2.90	3.50
G	-----	0.405	-----	10.29
J	-----	0.216	-----	5.50
M	-----	φ0.302	-----	φ7.68
N	0.031	0.045	0.80	1.15
P	0.070	0.79	1.80	2.00

## X-ON Electronics

Largest Supplier of Electrical and Electronic Components

*Click to view similar products for [Rectifiers](#) category:*

*Click to view products by [GeneSiC Semiconductor](#) manufacturer:*

Other Similar products are found below :

[70HFR40](#) [RL252-TP](#) [150KR30A](#) [1N5397](#) [SCF5000](#) [1N4002G](#) [1N4005-TR](#) [JANS1N6640US](#) [481235F](#) [RRE02VS6SGTR](#) [067907F](#) [MS306](#)  
[70HF40](#) [T85HFL60S02](#) [VS-88-4031](#) [VS-66-9903](#) [US2JFL-TP](#) [A1N5404G-G](#) [ACGRA4007-HF](#) [ACGRB207-HF](#) [CLH03\(TE16L,Q\)](#)  
[ACGRC307-HF](#) [ACEFC304-HF](#) [85HFR60](#) [40HFR60](#) [VS-88-7272PBF](#) [70HF120](#) [85HFR80](#) [D126A45C](#) [SCF7500](#) [D251N08B](#) [SCHJ22.5K](#)  
[SM100](#) [SCPA2](#) [SCH10000](#) [SDHD5K](#) [VS-12FL100S10](#) [ACGRA4001-HF](#) [D1821SH45T PR](#) [D1251S45T](#) [SKN300/16](#) [SKN 5/08](#) [TSD3G](#)  
[SET130312](#) [MSE07PBHM3/89A](#) [UES1106](#) [NTE6010](#) [JANTX1N5196](#) [SCHS15000](#) [BYV32-200M](#)