

## Silicon Standard Recovery Diode

$V_{RRM} = 1000\text{ V} - 1400\text{ V}$

$I_F = 150\text{ A}$

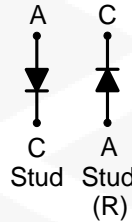
### Features

- High Surge Capability
- Types from 1000 V to 1400 V  $V_{RRM}$
- Not ESD Sensitive

### Note:

1. Standard polarity: Stud is cathode.
2. Reverse polarity (R): Stud is anode.
3. Stud is base.

DO-8 Package



### Maximum ratings, at $T_j = 25\text{ }^\circ\text{C}$ , unless otherwise specified ("R" devices have leads reversed)

Parameter	Symbol	Conditions	1N4594(R)	1N4595(R)	1N4596(R)	Unit
Repetitive peak reverse voltage	$V_{RRM}$		1000	1200	1400	V
DC blocking voltage	$V_{DC}$		1000	1200	1400	V
Continuous forward current	$I_F$	$T_C \leq 110\text{ }^\circ\text{C}$	150	150	150	A
Surge non-repetitive forward current, Half Sine Wave	$I_{F,SM}$	$T_C = 25\text{ }^\circ\text{C}$ , $t_p = 8.3\text{ ms}$	3000	3000	3000	A
$I_2t$ for fusing	$I_2t$	60 Hz Half wave	37200	37200	37200	A <sup>2</sup> sec
Operating temperature	$T_j$		-55 to 150	-55 to 150	-55 to 150	$^\circ\text{C}$
Storage temperature	$T_{stg}$		-55 to 150	-55 to 150	-55 to 150	$^\circ\text{C}$

### Electrical characteristics, at $T_j = 25\text{ }^\circ\text{C}$ , unless otherwise specified

Parameter	Symbol	Conditions	1N4594(R)	1N4595(R)	1N4596(R)	Unit
Diode forward voltage	$V_F$	$I_F = 150\text{ A}$ , $T_j = 110\text{ }^\circ\text{C}$	1.5	1.5	1.5	V
Reverse current	$I_R$	$V_R = V_{RRM}$ , $T_j = 110\text{ }^\circ\text{C}$	4.5	4	3.5	mA

### Thermal characteristics

Parameter	Symbol	Conditions	1N4594(R)	1N4595(R)	1N4596(R)	Unit
Thermal resistance, junction - case	$R_{thJC}$		0.35	0.35	0.35	$^\circ\text{C/W}$

**Electrical Characteristics**

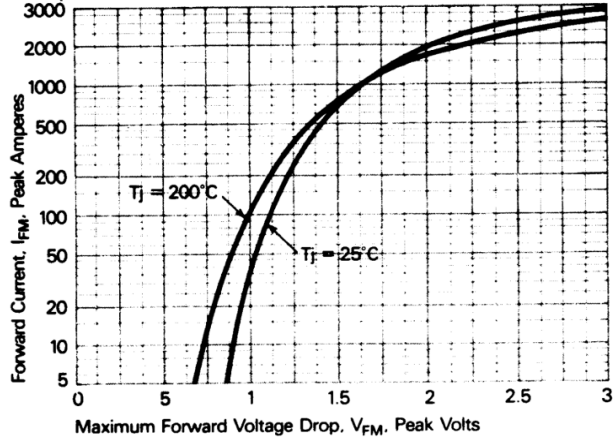


Figure 1. Forward current vs. Forward voltage.

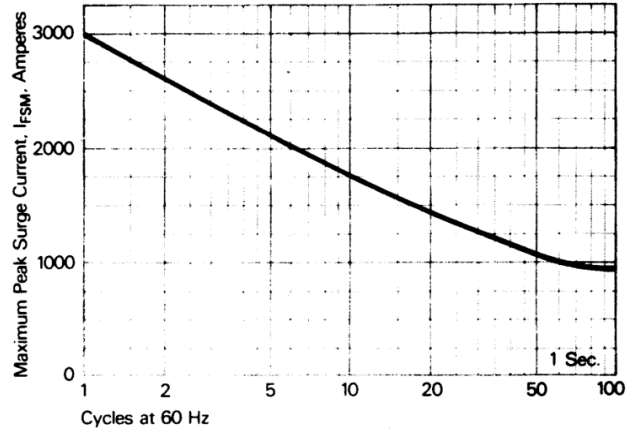


Figure 2. Maximum allowable surge current at rated load conditions.

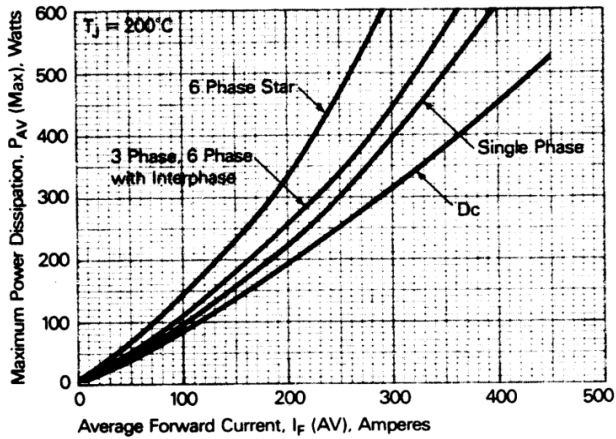


Figure 3. Power dissipation vs. Average forward current.

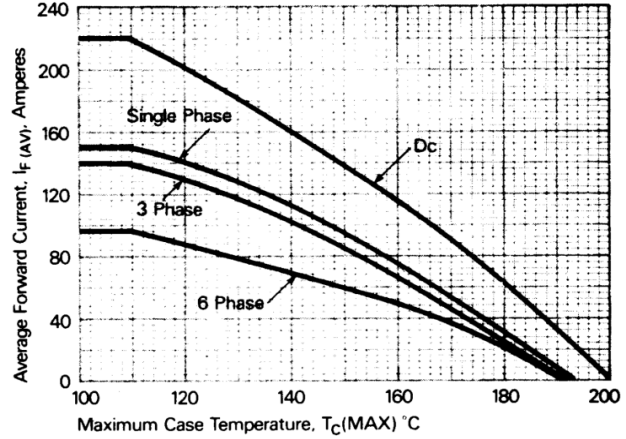
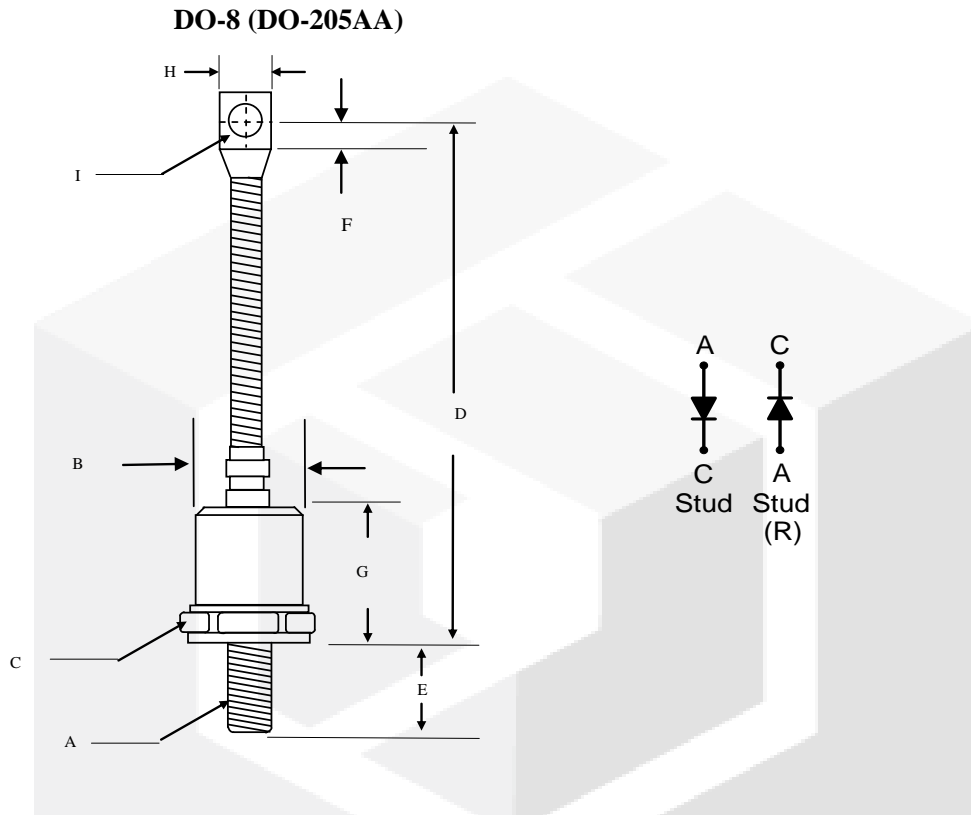


Figure 4. Forward current vs. Case temperature.



## Package dimensions and terminal configuration

Product is marked with part number and terminal configuration.



	Inches		Millimeters	
	Min	Max	Min	Max
A	3/8-24 UNF			
B	----	φ0.930	----	φ23.5
C	1.050	1.060	26.67	26.92
D	4.300	4.700	109.22	119.38
E	----	0.690	----	17.00
F	0.260	----	6.50	----
G	----	0.940	----	24.00
H	----	0.600	----	15.23
I	0.276	0.286	7.010	7.260

## X-ON Electronics

Largest Supplier of Electrical and Electronic Components

*Click to view similar products for [Rectifiers](#) category:*

*Click to view products by [GeneSiC Semiconductor](#) manufacturer:*

Other Similar products are found below :

[70HFR40](#) [RL252-TP](#) [150KR30A](#) [1N5397](#) [SCF5000](#) [1N4002G](#) [1N4005-TR](#) [JANS1N6640US](#) [VS-80-7161](#) [481235F](#) [RRE02VS6SGTR](#)  
[067907F](#) [MS306](#) [70HF40](#) [T85HFL60S02](#) [VS-88-4031](#) [VS-66-9903](#) [US2JFL-TP](#) [A1N5404G-G](#) [ACGRA4007-HF](#) [ACGRB207-HF](#)  
[CLH03\(Te16L,Q\)](#) [ACGRC307-HF](#) [ACEFC304-HF](#) [85HFR60](#) [40HFR60](#) [VS-88-7272PBF](#) [70HF120](#) [85HFR80](#) [D126A45C](#) [SCF7500](#)  
[D251N08B](#) [SCHJ22.5K](#) [SM100](#) [SCPA2](#) [SCH10000](#) [SDHD5K](#) [VS-12FL100S10](#) [ACGRA4001-HF](#) [D1821SH45T PR](#) [D1251S45T](#)  
[SKN300/16](#) [SKN 5/08](#) [TSD3G](#) [SET130312](#) [MSE07PBHM3/89A](#) [UES1106](#) [NTE6010](#) [JANTX1N5196](#) [SCHS15000](#)