

## Single Phase Silicon Bridge Rectifier

$V_{RRM} = 50\text{ V} - 400\text{ V}$

$I_O = 2\text{ A}$

### Features

- Ideal for printed circuit board
- Low forward voltage drop
- Low leakage current
- High temperature soldering guaranteed: 250°C/ 10 seconds, 0.375" lead length, .5 lbs (2.3kg) tension
- Types from 50 V up to 400 V  $V_{RRM}$
- Not ESD Sensitive

### Mechanical Data

Case: Molded plastic body

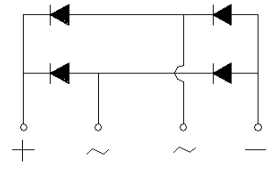
Terminals: Plated leads, solderable per MIL-STD-202 Method 208 guaranteed

Polarity: Color band on body denotes cathode end

Mounting position: Any

Weight: 1.1 grams

WOM Package



### Maximum ratings at $T_c = 25\text{ }^\circ\text{C}$ , unless otherwise specified

Parameter	Symbol	Conditions	2W005M	2W01M	2W02M	2W04M	Unit
Repetitive peak reverse voltage	$V_{RRM}$		50	100	200	400	V
RMS reverse voltage	$V_{RMS}$		35	70	140	280	V
DC blocking voltage	$V_{DC}$		50	100	200	400	V
Operating temperature	$T_j$		-65 to 125	-65 to 125	-65 to 125	-65 to 125	$^\circ\text{C}$
Storage temperature	$T_{stg}$		-65 to 150	-65 to 150	-65 to 150	-65 to 150	$^\circ\text{C}$

### Electrical characteristics at $T_c = 25\text{ }^\circ\text{C}$ , unless otherwise specified

Single phase, half sine wave, 60 Hz, resistive or inductive load

For capacitive load derate current by 20%

Parameter	Symbol	Conditions	2W005M	2W01M	2W02M	2W04M	Unit
Maximum average forward rectified current	$I_O$	$T_a = 50\text{ }^\circ\text{C}$	2	2	2	2	A
Peak forward surge current	$I_{FSM}$	$t_p = 8.3\text{ ms}$ , half sine	60	60	60	60	A
Maximum instantaneous forward voltage drop per bridge element	$V_F$	$I_F = 2\text{ A}$	1.1	1.1	1.1	1.1	V
Maximum DC reverse current at rated DC blocking voltage	$I_R$	$T_a = 25\text{ }^\circ\text{C}$ $T_a = 100\text{ }^\circ\text{C}$	10 500	10 500	10 500	10 500	$\mu\text{A}$

FIG.1-TYPICAL FORWARD CURRENT DERATING CURVE

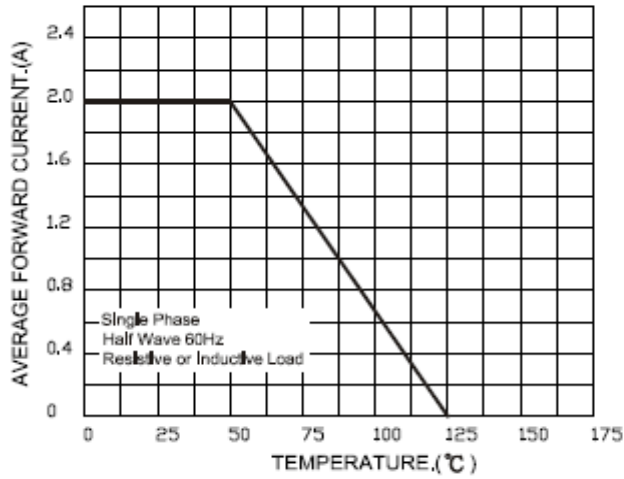


FIG.2-MAXIMUM NON-REPETITIVE FORWARD SURGE CURRENT

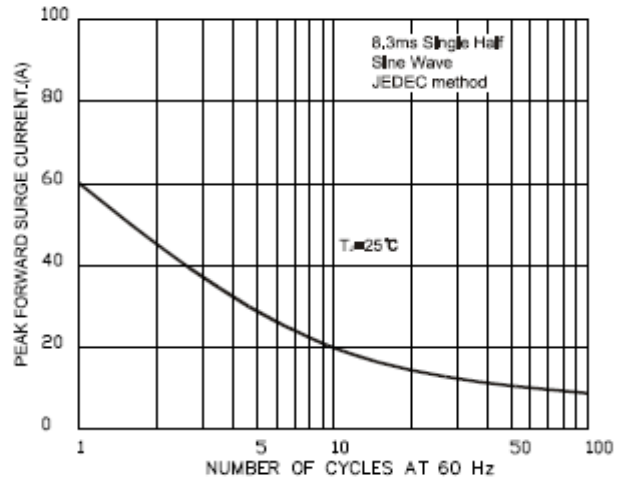


FIG.3-TYPICAL FORWARD CHARACTERISTICS

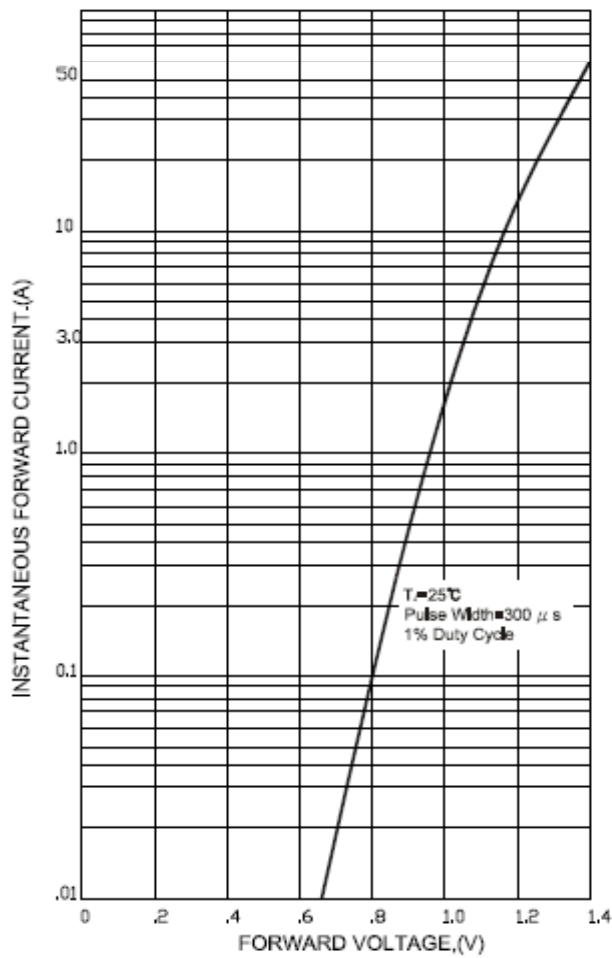
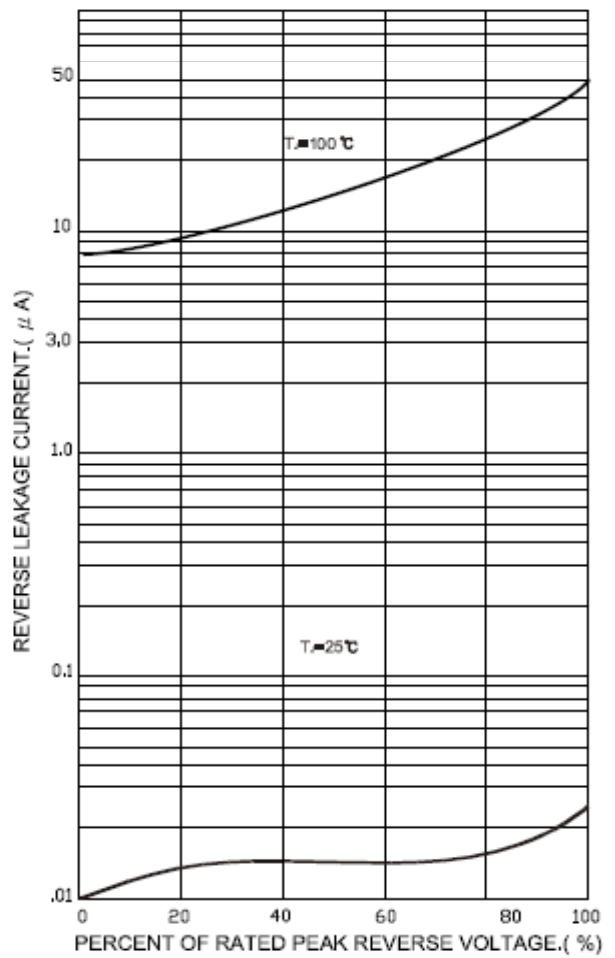
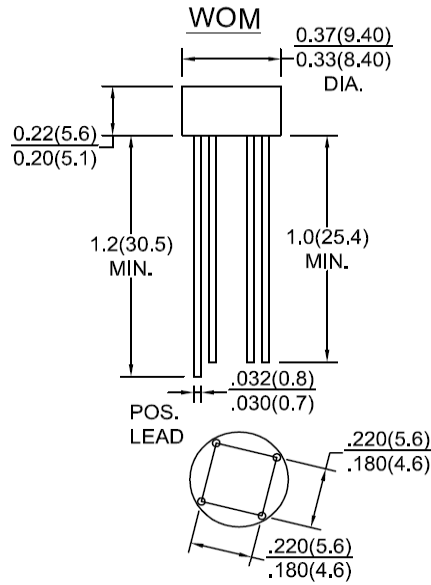


FIG.4-TYPICAL REVERSE CHARACTERISTICS

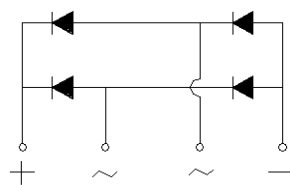


**Package dimensions and terminal configuration**

Product is marked with part number and terminal configuration.



Dimensions in inches and (millimeters)



## X-ON Electronics

Largest Supplier of Electrical and Electronic Components

*Click to view similar products for [Bridge Rectifiers](#) category:*

*Click to view products by [GeneSiC Semiconductor](#) manufacturer:*

Other Similar products are found below :

[MB2510](#) [MB252](#) [MB356G](#) [MB358G](#) [GBJ1504-BP](#) [GBU15J-BP](#) [GBU15K-BP](#) [GBU4A-BP](#) [GBU6B-E3/45](#) [GSIB680-E3/45](#) [DB101-BP](#)  
[DF01](#) [DF10SA-E345](#) [BU1508-E3/45](#) [KBPC50-10S](#) [RS405GL-BP](#) [G5SBA60-E3/51](#) [GBU10J-BP](#) [GBU6M](#) [GBU8D-BP](#) [GBU8J-BP](#)  
[2KBB10](#) [36MB140A](#) [TB102M](#) [MB1510](#) [MB258](#) [MB6M-G](#) [MB86](#) [TL401G](#) [MDA920A2](#) [TU602](#) [TU810](#) [MP501W-BP](#) [MP502-BP](#)  
[BR101-BP](#) [BR84DTP204](#) [BU2008-E3/51](#) [KBPC10/15/2501WP](#) [KBPC25-02](#) [DF06SA-E345](#) [DF1510S](#) [VS-40MT160PAPBF](#) [GBL02-E3/45](#)  
[GBU4G-BP](#) [GBJ2506-BP](#) [GBU6B-E3/51](#) [GSIB15A80-E3/45](#) [DB104-BP](#) [TB354](#) [70MT160KPBF](#)