

## Single Phase Glass Passivated Silicon Bridge Rectifier

$V_{RRM} = 600\text{ V} - 1000\text{ V}$   
 $I_O = 1.5\text{ A}$

### Features

- Ideal for printed circuit board
- Reliable low cost construction utilizing molded plastic technique
- High surge current capability
- Small size, simple installation
- Types from 600 V up to 1000 V  $V_{RRM}$
- Not ESD Sensitive

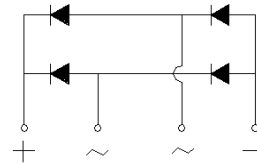
### Mechanical Data

Case: Molded plastic

Terminals: Plated terminals, solderable per MIL-STD-202, Method 208

Polarity: Polarity symbols marked on the body

Mounting position: Any



DB Package



### Maximum ratings at $T_c = 25\text{ }^\circ\text{C}$ , unless otherwise specified

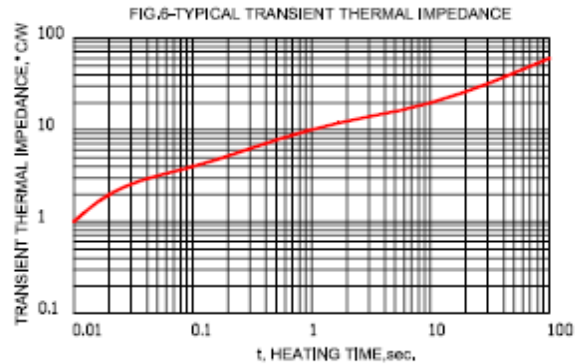

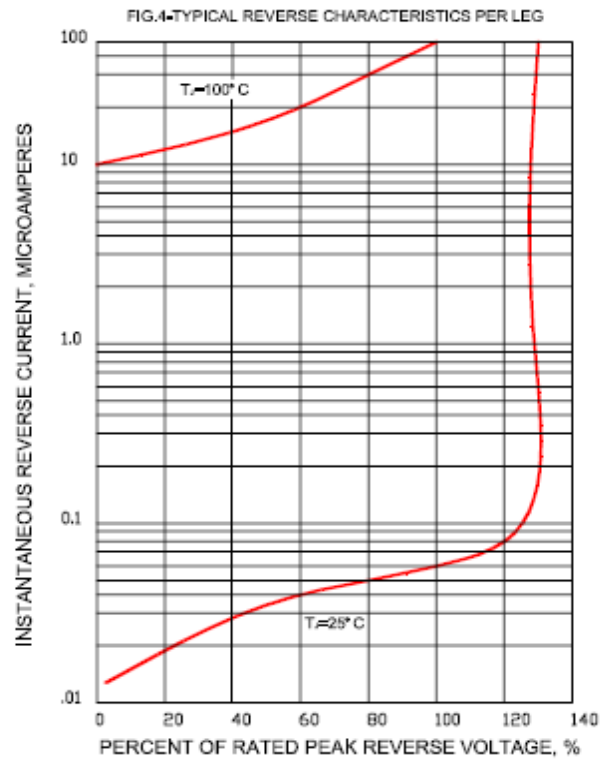
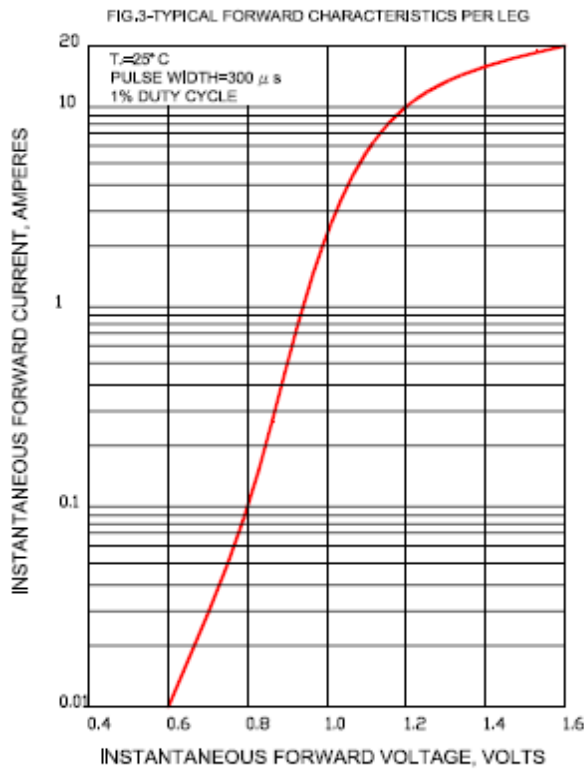
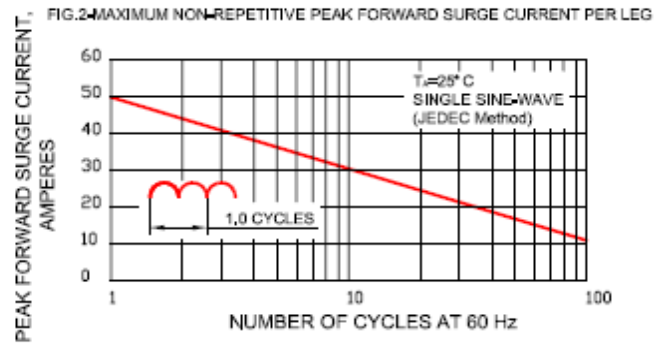
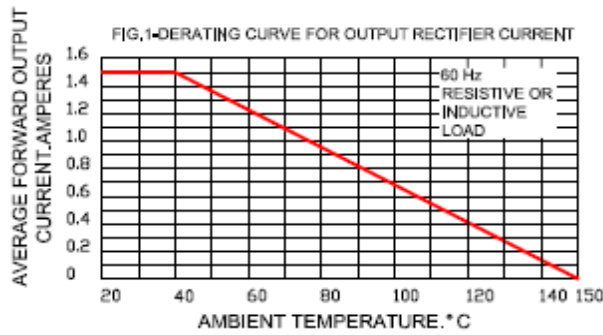
Parameter	Symbol	Conditions	DB155G	DB156G	DB157G	Unit
Repetitive peak reverse voltage	$V_{RRM}$		600	800	1000	V
RMS reverse voltage	$V_{RMS}$		420	560	700	V
DC blocking voltage	$V_{DC}$		600	800	1000	V
Operating temperature	$T_j$		-55 to 150	-55 to 150	-55 to 150	$^\circ\text{C}$
Storage temperature	$T_{stg}$		-55 to 150	-55 to 150	-55 to 150	$^\circ\text{C}$

### Electrical characteristics at $T_c = 25\text{ }^\circ\text{C}$ , unless otherwise specified

Single phase, half sine wave, 60 Hz, resistive or inductive load

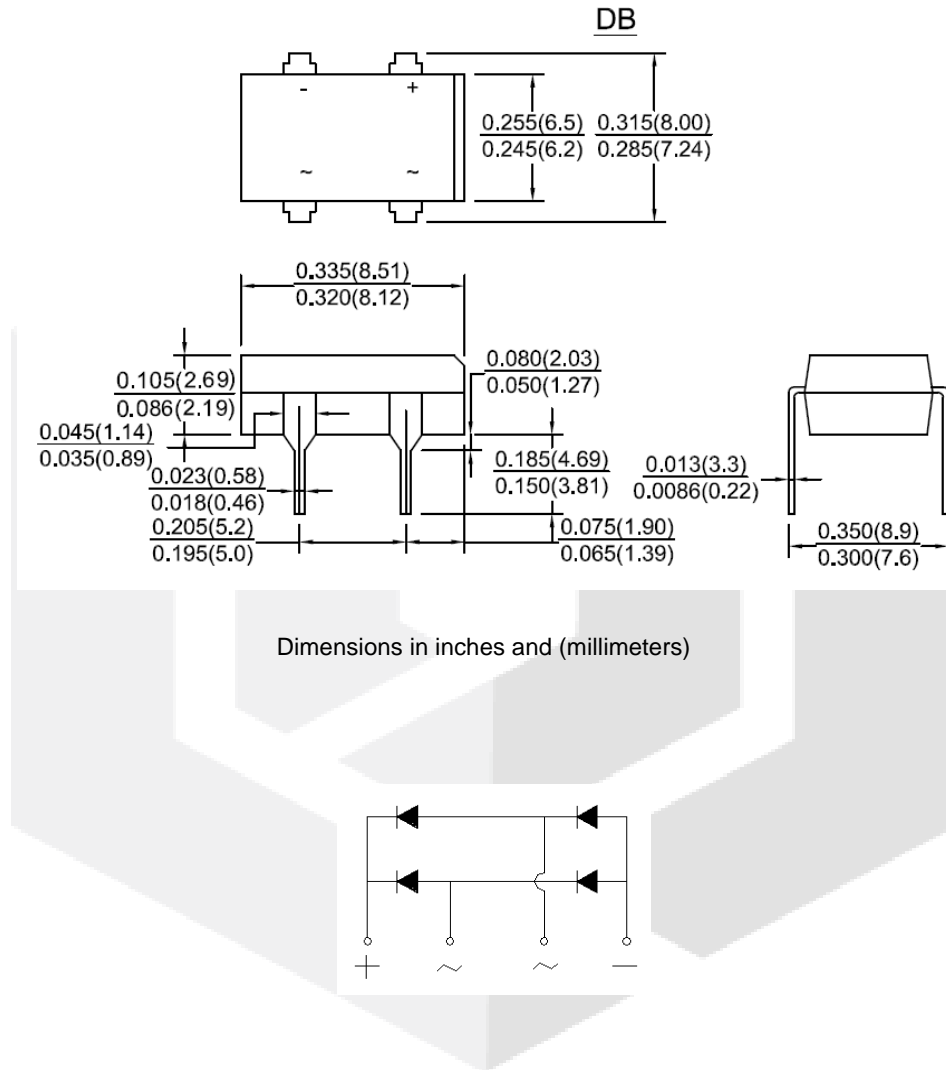
For capacitive load derate current by 20%

Parameter	Symbol	Conditions	DB155G	DB156G	DB157G	Unit
Maximum average forward rectified current	$I_O$	$T_a = 40\text{ }^\circ\text{C}$	1.5	1.5	1.5	A
Peak forward surge current	$I_{FSM}$	$t_p = 8.3\text{ ms}$ , half sine	50	50	50	A
Maximum instantaneous forward voltage drop	$V_F$	$I_F = 1.5\text{ A}$	1.1	1.1	1.1	V
Maximum DC reverse current at rated DC blocking voltage	$I_R$	$T_a = 25\text{ }^\circ\text{C}$ $T_a = 125\text{ }^\circ\text{C}$	5 500	5 500	5 500	$\mu\text{A}$
Rating for fusing	$I^2t$	$t < 8.3\text{ ms}$	10	10	10	$10\text{ A}^2\text{sec}$
Typical junction capacitance	$C_j$		14	14	14	pF
Typical thermal resistance	$R_{\theta JA}$		36	36	36	$^\circ\text{C/W}$



**Package dimensions and terminal configuration**

Product is marked with part number and terminal configuration.



## X-ON Electronics

Largest Supplier of Electrical and Electronic Components

*Click to view similar products for [Bridge Rectifiers](#) category:*

*Click to view products by [GeneSiC Semiconductor](#) manufacturer:*

Other Similar products are found below :

[MB2510](#) [MB252](#) [MB356G](#) [MB358G](#) [GBJ1504-BP](#) [GBU15J-BP](#) [GBU15K-BP](#) [GBU4A-BP](#) [GBU6B-E3/45](#) [GSIB680-E3/45](#) [DB101-BP](#)  
[DF01](#) [DF10SA-E345](#) [BU1508-E3/45](#) [KBPC50-10S](#) [RS405GL-BP](#) [G5SBA60-E3/51](#) [GBU10J-BP](#) [GBU6M](#) [GBU8D-BP](#) [GBU8J-BP](#)  
[2KBB10](#) [36MB140A](#) [TB102M](#) [MB1510](#) [MB258](#) [MB6M-G](#) [MB86](#) [TL401G](#) [MDA920A2](#) [TU602](#) [TU810](#) [MP501W-BP](#) [MP502-BP](#)  
[BR101-BP](#) [BR84DTP204](#) [BU2008-E3/51](#) [KBPC10/15/2501WP](#) [KBPC25-02](#) [DF06SA-E345](#) [DF1510S](#) [VS-40MT160PAPBF](#) [GBL02-E3/45](#)  
[GBU4G-BP](#) [GBJ2506-BP](#) [GBU6B-E3/51](#) [GSIB15A80-E3/45](#) [DB104-BP](#) [TB354](#) [70MT160KPBF](#)