

Single Phase Glass Passivated Silicon Bridge Rectifier

$V_{RRM} = 600\text{ V} - 1000\text{ V}$

$I_O = 6\text{ A}$

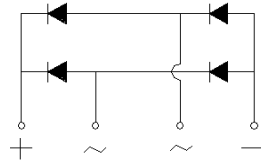
Features

- Epoxy Resin material compliant with 94V-0 standards of UL UL Material Flammability Provisions
- Compliant with UL Provisions, UL Code: E303851
- Ideal for printed circuit boards
- High surge overload rating
- High temperature soldering guaranteed: 260°C/ 10 seconds, 9.5 mm lead length
- Not ESD Sensitive

Mechanical Data

- Case: Epoxy resin body over passivated junctions
- Weight: 4.60 g
- Mounting position: Any

GBU Package



Maximum ratings at $T_A = 25\text{ °C}$, unless otherwise specified

Parameter	Symbol	Conditions	GBU6J	GBU6K	GBU6M	Unit
Repetitive peak reverse voltage	V_{RRM}		600	800	1000	V
RMS reverse voltage	V_{RMS}		420	560	700	V
DC blocking voltage	V_{DC}		600	800	1000	V
Operating temperature	T_j		-40 to 150	-40 to 150	-40 to 150	°C
Storage temperature	T_{stg}		-40 to 150	-40 to 150	-40 to 150	°C

Electrical characteristics at $T_A = 25\text{ °C}$, unless otherwise specified

Single phase, half sine wave, 50 Hz, resistive load

For capacitive load derate current by 20%

Parameter	Symbol	Conditions	GBU6J	GBU6K	GBU6M	Unit
Maximum forward rectified current	I_O	$T_C = 100\text{ °C}$	6 ⁽¹⁾	6 ⁽¹⁾	6 ⁽¹⁾	A
		$T_A = 25\text{ °C}$	2.8 ⁽²⁾	2.8 ⁽²⁾	2.8 ⁽²⁾	
Peak forward surge current	I_{FSM}	$t_p = 10\text{ ms}, T_j = 25\text{ °C}$	175	175	175	A
Maximum forward voltage drop	V_F	$I_F = 3\text{ A}$	1.05	1.05	1.05	V
Maximum reverse current at rated DC blocking voltage	I_R	$T_A = 25\text{ °C}$	5	5	5	μA
		$T_A = 125\text{ °C}$	500	500	500	
Insulation strength (lead wire to case)	V_{dis}	AC voltage: 1 min leakage current < 1mA	2.5	2.5	2.5	kV
Rating for fusing at $T_j = 25\text{ C}$	I^2t	$1\text{ ms} < t_p < 10\text{ ms}$	55	55	55	A ² s
Typical thermal resistance	$R_{\theta JA}$		22 ⁽²⁾	22 ⁽²⁾	22 ⁽²⁾	°C/W
	$R_{\theta JC}$		5.5 ⁽¹⁾	5.5 ⁽¹⁾	5.5 ⁽¹⁾	
Mounting Torque	M		0.8 (0.5 N.m is recommended)			N.m

¹ - Device mounted on 65 mm x 35 mm x 1.5 mm heatsink

² - Device mounted on PCB without heatsink

³ - Recommended mounted position is to bolt down device on a heatsink with silicon thermal compound for maximum heat transfer using M3 screw.

Fig.1: Current Derating Curve

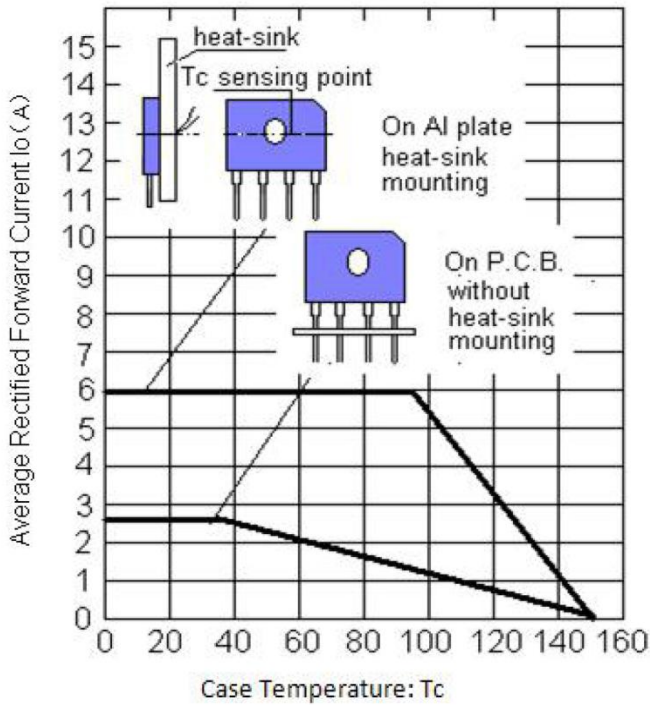


Fig.2: Typical Reverse Characteristics

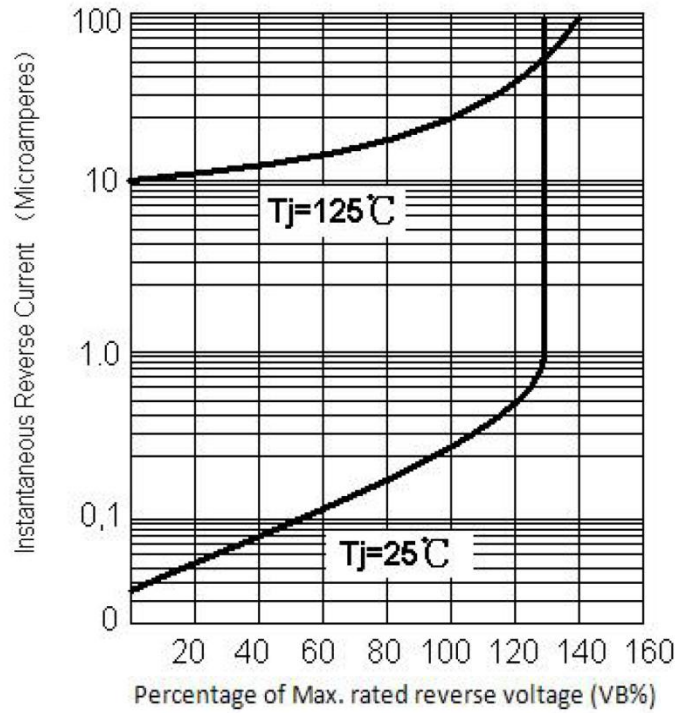


Fig.3: Max. Surge Current

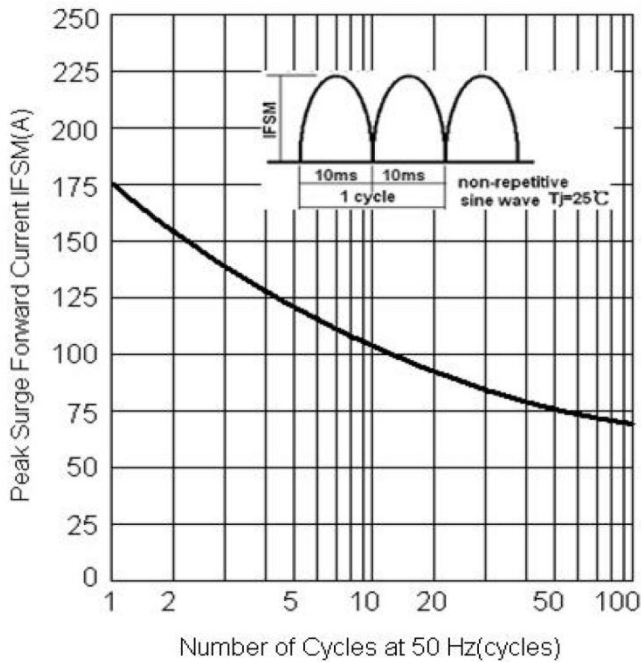
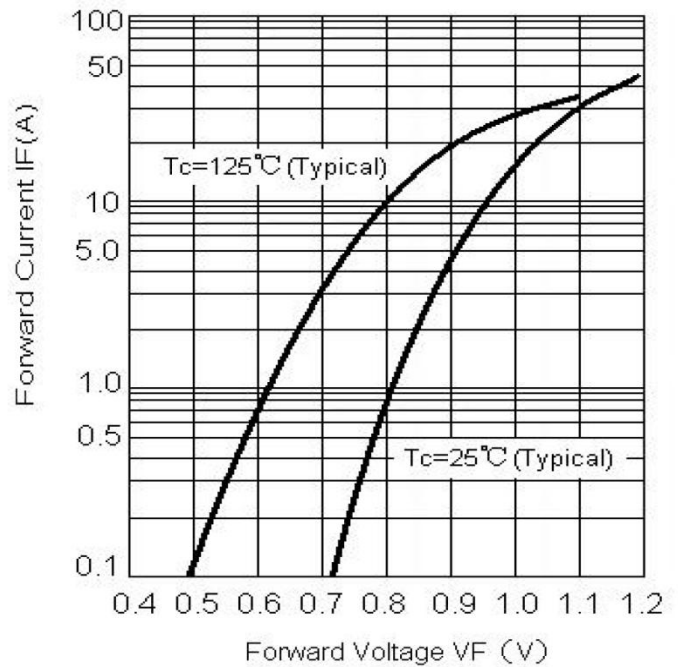


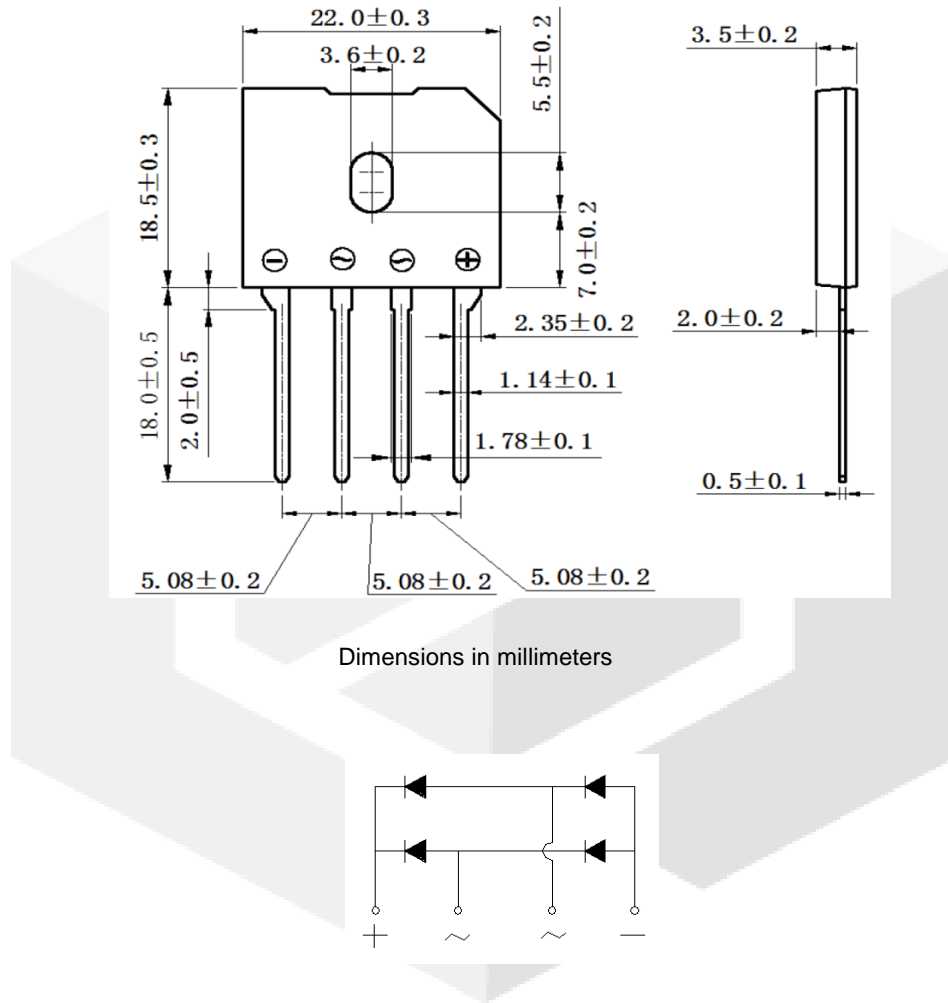
Fig.4: Rated Forward Features



Package dimensions and terminal configuration

Product is marked with part number and terminal configuration.

GBU



X-ON Electronics

Largest Supplier of Electrical and Electronic Components

Click to view similar products for [Bridge Rectifiers](#) category:

Click to view products by [GeneSiC Semiconductor](#) manufacturer:

Other Similar products are found below :

[MB2510](#) [MB252](#) [MB356G](#) [MB358G](#) [GBJ1504-BP](#) [GBU15J-BP](#) [GBU15K-BP](#) [GBU4A-BP](#) [GBU6B-E3/45](#) [GSIB680-E3/45](#) [DB101-BP](#)
[DF01](#) [DF10SA-E345](#) [BU1508-E3/45](#) [KBPC50-10S](#) [RS405GL-BP](#) [G5SBA60-E3/51](#) [GBU10J-BP](#) [GBU6M](#) [GBU8D-BP](#) [GBU8J-BP](#)
[2KBB10](#) [36MB140A](#) [TB102M](#) [MB1510](#) [MB258](#) [MB6M-G](#) [MB86](#) [TL401G](#) [MDA920A2](#) [TU602](#) [TU810](#) [MP501W-BP](#) [MP502-BP](#)
[BR101-BP](#) [BR84DTP204](#) [BU2008-E3/51](#) [KBPC10/15/2501WP](#) [KBPC25-02](#) [DF06SA-E345](#) [DF1510S](#) [VS-40MT160PAPBF](#) [GBL02-E3/45](#)
[GBU4G-BP](#) [GBJ2506-BP](#) [GBU6B-E3/51](#) [GSIB15A80-E3/45](#) [DB104-BP](#) [TB354](#) [70MT160KPBF](#)