

Single Phase Glass Passivated Silicon Bridge Rectifier

$V_{RRM} = 600\text{ V}$
 $I_O = 8\text{ A}$

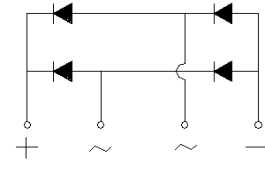
Features

- Plastic package has Underwriters Laboratory Flammability Classification 94V-0
- High case dielectric strength of 1500 V_{RMS}
- Glass passivated chip junction
- Ideal for printed circuit boards
- High surge overload rating
- High temperature soldering guaranteed: 260°C/ 10 seconds, 0.375 (9.5mm) lead length
- Not ESD Sensitive

Mechanical Data

Case: Molded plastic body over passivated junctions
 Terminals: Plated leads, solderable per MIL-STD-750 Method 2026.
 Mounting position: Any

GBU Package



Maximum ratings at $T_c = 25\text{ °C}$, unless otherwise specified

Parameter	Symbol	Conditions	GBU8J	GBU8K	GBU8M
Repetitive peak reverse voltage	V_{RRM}		600	800	1000
RMS reverse voltage	V_{RMS}		420	560	700
DC blocking voltage	V_{DC}		600	800	1000
Operating temperature	T_j		-55 to 150	-55 to 150	-55 to 150
Storage temperature	T_{stg}		-55 to 150	-55 to 150	-55 to 150

Electrical characteristics at $T_c = 25\text{ °C}$, unless otherwise specified

Single phase, half sine wave, 60 Hz, resistive or inductive load.
 For capacitive load derate current by 20%.

Parameter	Symbol	Conditions	GBU8J	GBU8K	GBU8M
Maximum average forward rectified current ^{1,2}	I_O	$T_c = 100\text{ °C}$	8.0	8.0	8.0
Peak forward surge current	I_{FSM}	$t_p = 8.3\text{ ms}$, half sine	200	200	200
Maximum instantaneous forward voltage drop per leg	V_F	$I_F = 8\text{ A}$	1.1	1.1	1.1
Maximum DC reverse current at rated DC blocking voltage per leg	I_R	$T_a = 25\text{ °C}$ $T_a = 125\text{ °C}$	5 500	5 500	5 500
Rating for fusing	I^2t	$t < 8.3\text{ ms}$	166	166	166
Typical junction capacitance per leg ³	C_j		94	94	94
Typical thermal resistance per leg ^{1,2}	$R_{\theta JA}$ $R_{\theta JL}$		21 2.2	21 2.2	21 2.2

¹ - Device mounted on 82 mm x 82 mm x 3 mm Al plate heatsink

² - Recommended mounted position is to bolt down device on a heatsink with silicon thermal compound for maximum heat transfer using #6 screw.

³ - Measured at 1.0 MHz and applied reverse bias of 4.0 V

U8M

1000 V



Unit

V

V

V

°C

°C

Unit

A

A

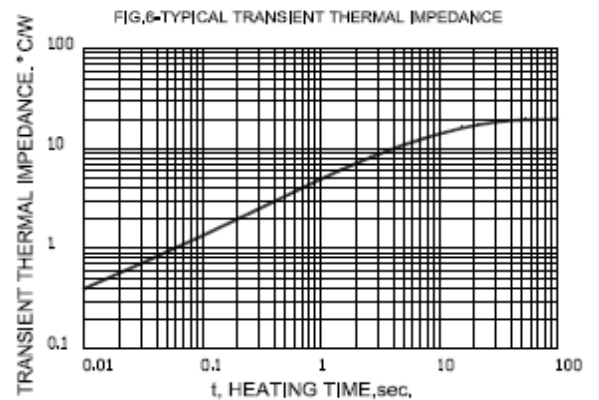

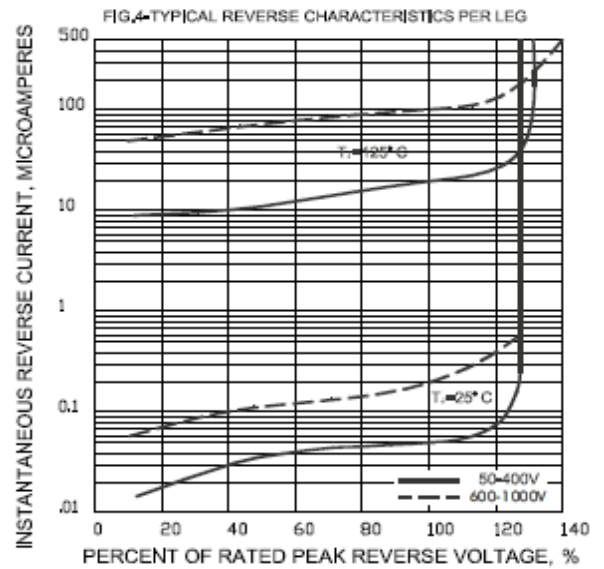
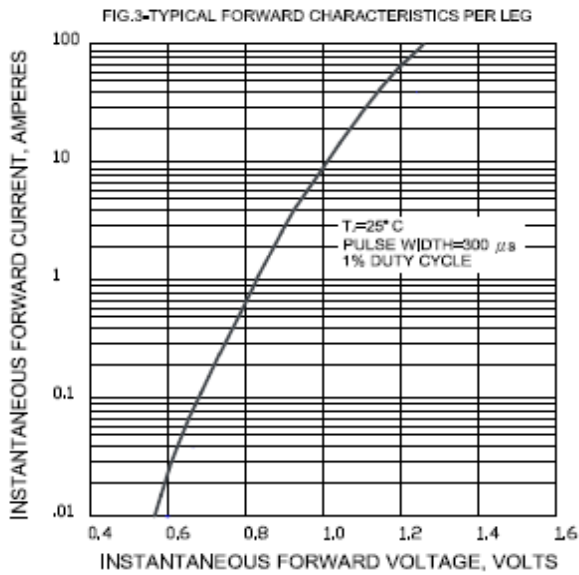
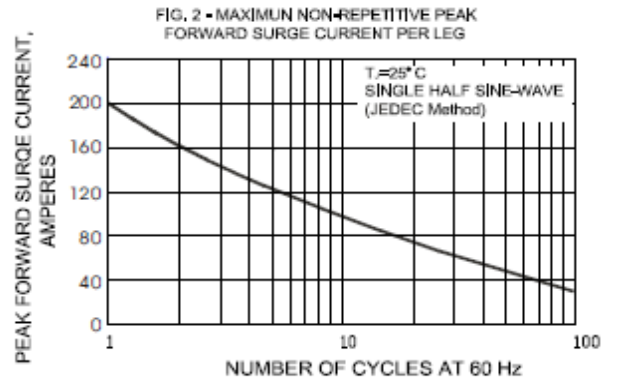
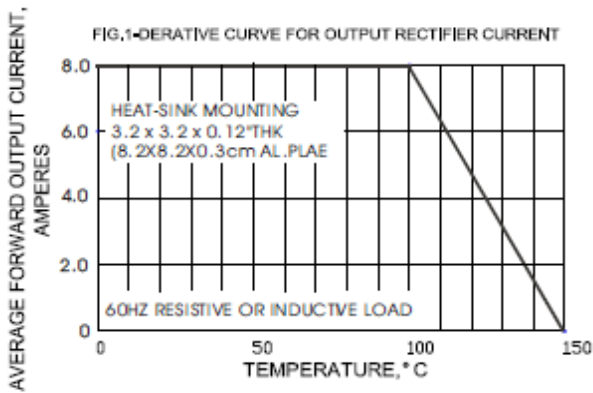
V

μA

A²sec

pF

°C/W



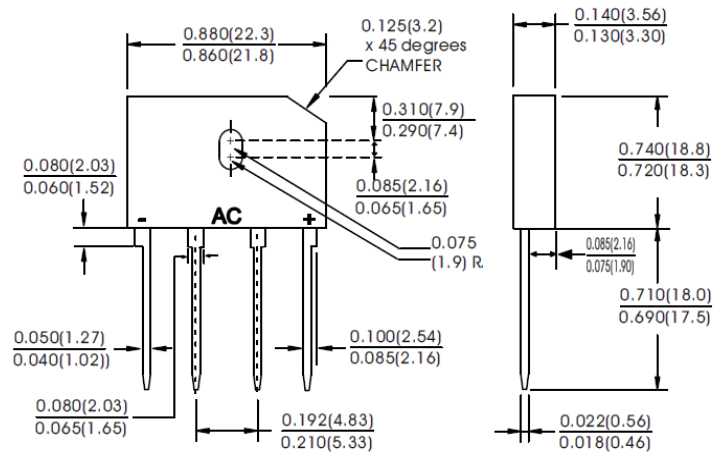
U8M



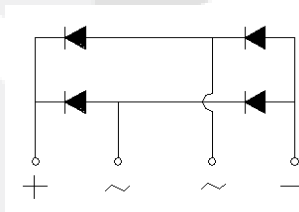
Package dimensions and terminal configuration

Product is marked with part number and terminal configuration.

GBU



Dimensions in inches and (millimeters)



U8M



X-ON Electronics

Largest Supplier of Electrical and Electronic Components

Click to view similar products for [Bridge Rectifiers](#) category:

Click to view products by [GeneSiC Semiconductor](#) manufacturer:

Other Similar products are found below :

[MB252](#) [MB356G](#) [MB358G](#) [MP358-BP](#) [GBJ1504-BP](#) [GBU10B-BP](#) [GBU15J-BP](#) [GBU15K-BP](#) [GBU4A-BP](#) [GBU4D-BP](#) [GBU6B-E3/45](#)
[GSIB680-E3/45](#) [DB101-BP](#) [DF01](#) [DF10SA-E345](#) [BU1508-E3/45](#) [KBPC50-10S](#) [RS405GL-BP](#) [G5SBA60-E3/51](#) [GBJ1502-BP](#) [GBU10J-BP](#)
[GBU4J-BP](#) [GBU6M](#) [GBU8D-BP](#) [GBU8J-BP](#) [GSIB1520-E3/45](#) [TB102M](#) [MB1510](#) [MB6M-G](#) [MB86](#) [TL401G](#) [MDA920A2](#) [TU602](#) [TU810](#)
[MP501W-BP](#) [MP502-BP](#) [BR1005-BP](#) [BR101-BP](#) [BR84DTP204](#) [BU1010A-E3/51](#) [BU2006-E3/45](#) [BU2008-E3/51](#) [KBPC25-02](#) [VS-](#)
[60MT120KPBF](#) [DB105-BP](#) [DF1510S](#) [VS-40MT160PAPBF](#) [GBU4G-BP](#) [GBJ2506-BP](#) [GBU6B-E3/51](#)