

Single Phase Silicon Bridge Rectifier

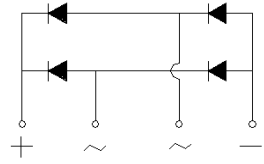
$V_{RRM} = 600\text{ V} - 1000\text{ V}$
 $I_O = 15\text{ A}$

Features

- High efficiency
- Silicon junction
- Metal case
- Types from 600 V to 1000 V V_{RRM}
- Not ESD Sensitive

Mechanical Data

Case: Mounted in the bridge encapsulation
 Mounting position: Hole for #10 screw
 Polarity: Marked on case



KBPC-T/W Package



Maximum ratings at $T_c = 25\text{ }^\circ\text{C}$, unless otherwise specified (KBPCXXXXT uses KBPC-T package while KBPCXXXXW uses KBPC-W package)

| Parameter | Symbol | Conditions | KBPC1506T/W | KBPC1508T/W | KBPC1510T/W | Unit |
|---------------------------------|-----------|------------|-------------|-------------|-------------|------------------|
| Repetitive peak reverse voltage | V_{RRM} | | 600 | 800 | 1000 | V |
| RMS reverse voltage | V_{RMS} | | 420 | 560 | 700 | V |
| DC blocking voltage | V_{DC} | | 600 | 800 | 1000 | V |
| Operating temperature | T_j | | -55 to 150 | -55 to 150 | -55 to 150 | $^\circ\text{C}$ |
| Storage temperature | T_{stg} | | -55 to 150 | -55 to 150 | -55 to 150 | $^\circ\text{C}$ |

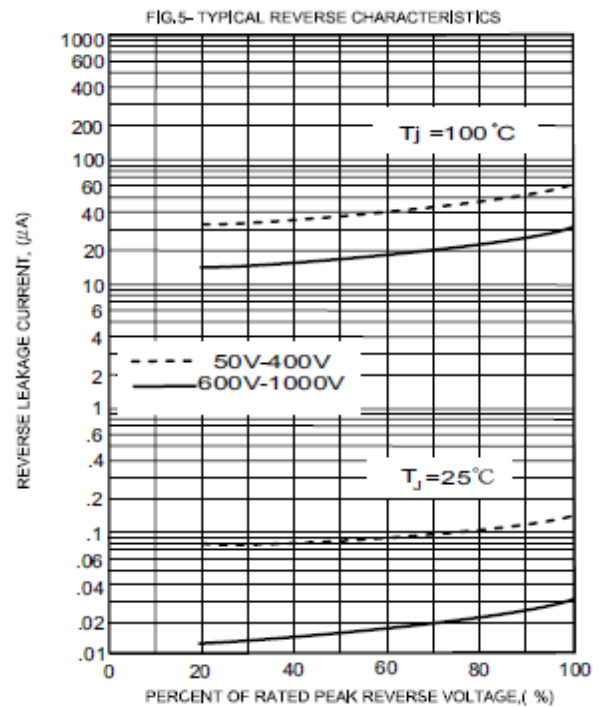
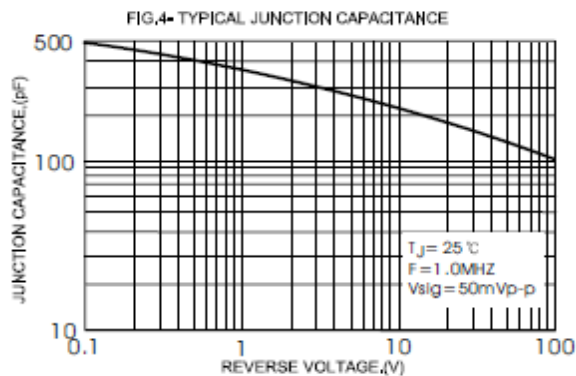
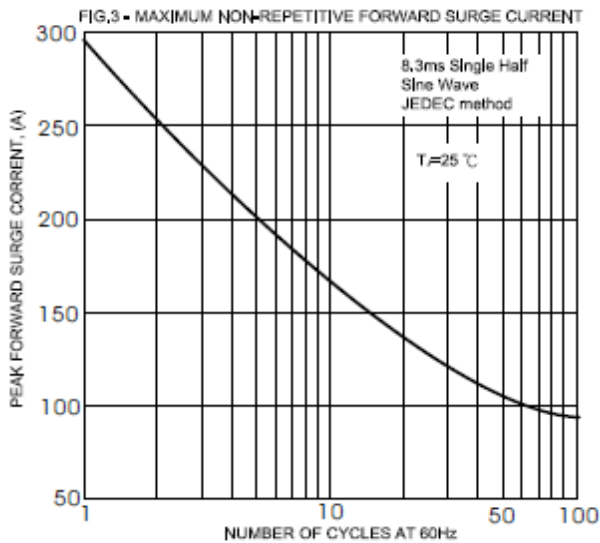
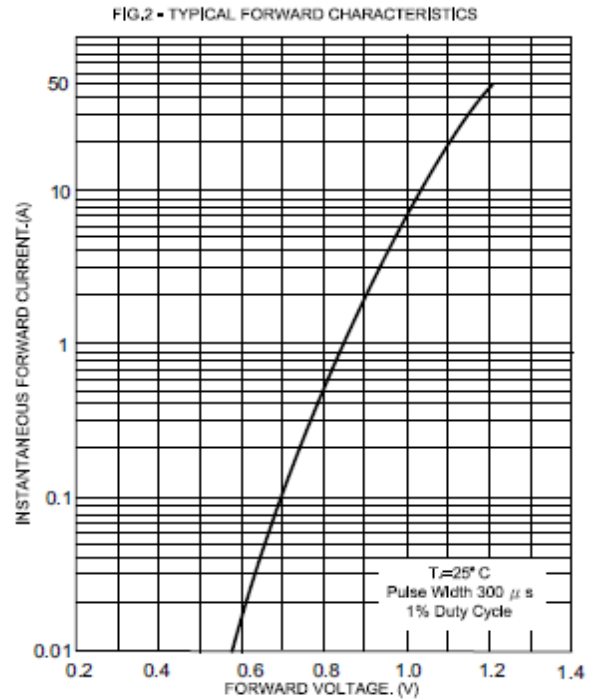
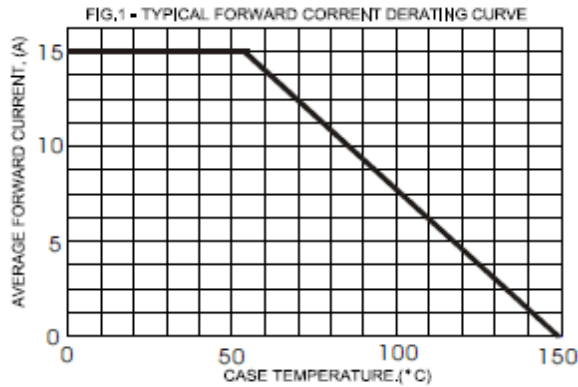
Electrical characteristics at $T_c = 25\text{ }^\circ\text{C}$, unless otherwise specified

Single phase, half sine wave, 60 Hz, resistive or inductive load
 For capacitive load derate current by 20%

| Parameter | Symbol | Conditions | KBPC1506T/W | KBPC1508T/W | KBPC1510T/W | Unit |
|---|-----------------|---|-------------|-------------|-------------|--------------------|
| Maximum average forward rectified current | I_O | $T_c = 55\text{ }^\circ\text{C}$ | 15 | 15 | 15 | A |
| Peak forward surge current | I_{FSM} | 8.3 ms half sine-wave | 300 | 300 | 300 | A |
| Maximum instantaneous forward voltage per leg | V_F | $I_F = 7.5\text{ A}$ | 1.1 | 1.1 | 1.1 | V |
| Maximum DC reverse current at rated DC blocking voltage per leg | I_R | $T_c = 25\text{ }^\circ\text{C}$ $T_c = 100\text{ }^\circ\text{C}$ | 5 500 | 5 500 | 5 500 | μA |
| Typical junction capacitance ¹ | C_j | | 300 | 300 | 300 | pF |
| Typical thermal resistance ² | $R_{\theta JC}$ | | 2.3 | 2.3 | 2.3 | $^\circ\text{C/W}$ |

¹ - Measured at 1 MHz and applied reverse voltage of 4.0 V D.C.

² - Device mounted on 300 mm x 300 mm x 1.6 mm Cu plate heatsink



Package dimensions and terminal configuration

Product is marked with part number and terminal configuration.



Dimensions in inches and (millimeters)



X-ON Electronics

Largest Supplier of Electrical and Electronic Components

Click to view similar products for [Bridge Rectifiers](#) category:

Click to view products by [GeneSiC Semiconductor](#) manufacturer:

Other Similar products are found below :

[MB2510](#) [MB252](#) [MB356G](#) [MB358G](#) [GBJ1504-BP](#) [GBU15J-BP](#) [GBU15K-BP](#) [GBU4A-BP](#) [GBU6B-E3/45](#) [GSIB680-E3/45](#) [DB101-BP](#)
[DF01](#) [DF10SA-E345](#) [BU1508-E3/45](#) [KBPC50-10S](#) [RS405GL-BP](#) [G5SBA60-E3/51](#) [GBU10J-BP](#) [GBU6M](#) [GBU8D-BP](#) [GBU8J-BP](#)
[2KBB10](#) [36MB140A](#) [TB102M](#) [MB1510](#) [MB258](#) [MB6M-G](#) [MB86](#) [TL401G](#) [MDA920A2](#) [TU602](#) [TU810](#) [MP501W-BP](#) [MP502-BP](#)
[BR101-BP](#) [BR84DTP204](#) [BU2008-E3/51](#) [KBPC10/15/2501WP](#) [KBPC25-02](#) [VS-2KBB60](#) [DF06SA-E345](#) [DF1510S](#) [VS-40MT160PAPBF](#)
[GBL02-E3/45](#) [GBU4G-BP](#) [GBJ2506-BP](#) [GBU6B-E3/51](#) [GSIB15A80-E3/45](#) [DB104-BP](#) [TB354](#)