

Silicon Super Fast Recovery Diode

$V_{RRM} = 50\text{ V} - 200\text{ V}$

$I_F = 25\text{ A}$

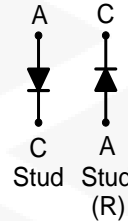
Features

- High Surge Capability
- Types from 50 V to 200 V V_{RRM}
- Not ESD Sensitive

Note:

1. Standard polarity: Stud is cathode.
2. Reverse polarity (R): Stud is anode.
3. Stud is base.

DO-4 Package



Maximum ratings, at $T_j = 25\text{ }^\circ\text{C}$, unless otherwise specified ("R" devices have leads reversed)

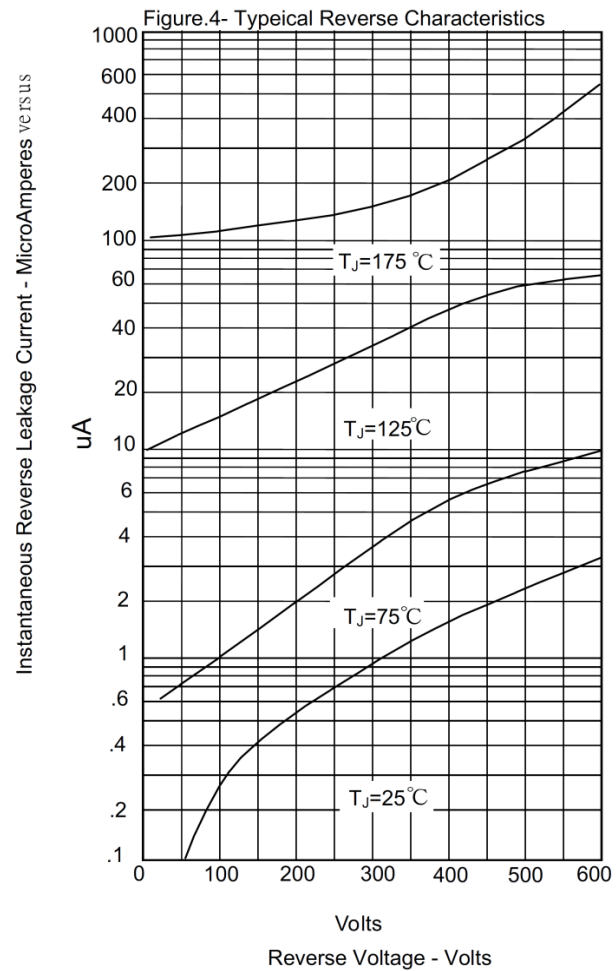
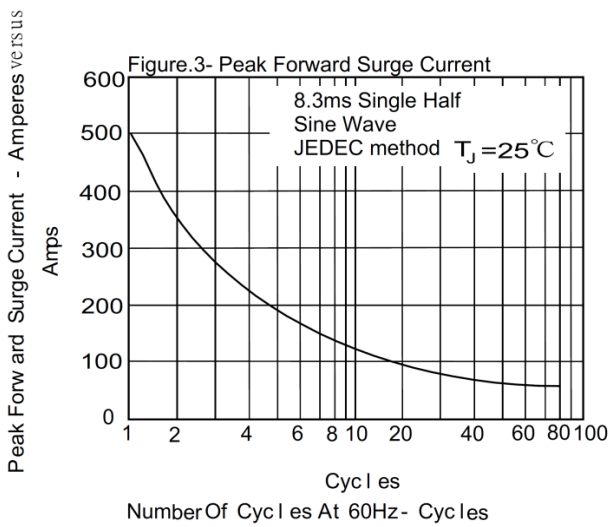
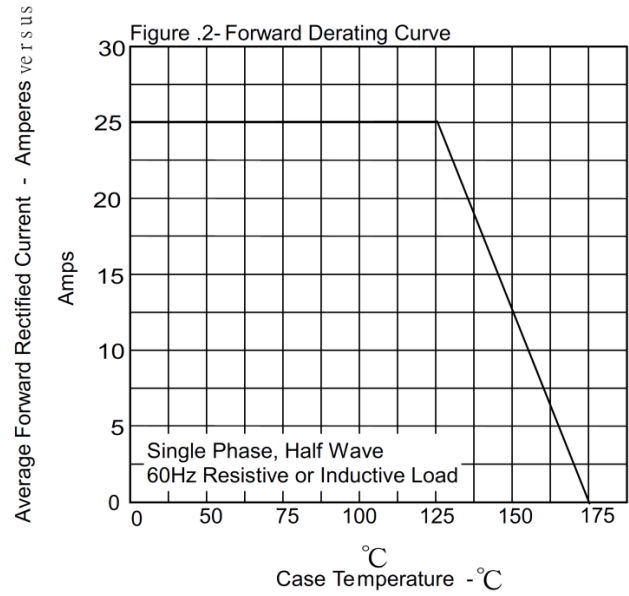
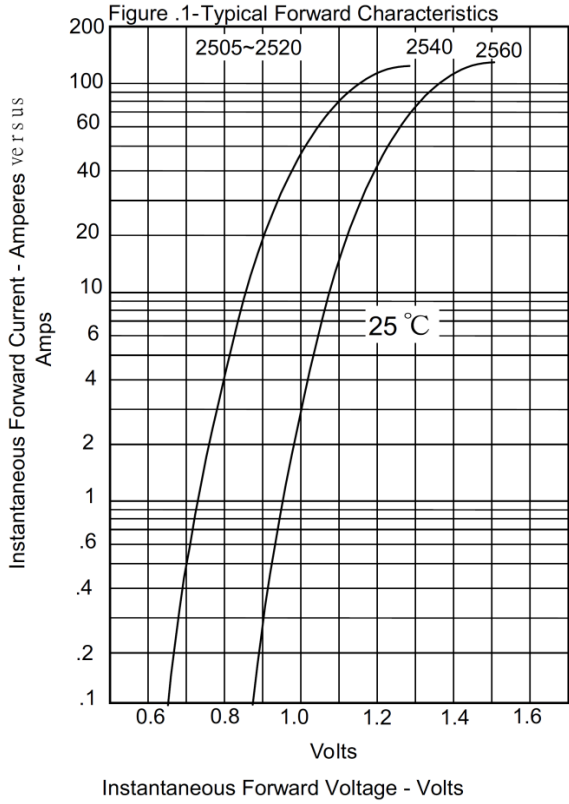
| Parameter | Symbol | Conditions | MUR2505 (R) | MUR2510 (R) | MUR2520 (R) | Unit |
|--|------------|--|-------------|-------------|-------------|------------------|
| Repetitive peak reverse voltage | V_{RRM} | | 50 | 100 | 200 | V |
| RMS reverse voltage | V_{RMS} | | 35 | 70 | 140 | V |
| DC blocking voltage | V_{DC} | | 50 | 100 | 200 | V |
| Continuous forward current | I_F | $T_C \leq 145\text{ }^\circ\text{C}$ | 25 | 25 | 25 | A |
| Surge non-repetitive forward current, Half Sine Wave | $I_{F,SM}$ | $T_C = 25\text{ }^\circ\text{C}$, $t_p = 8.3\text{ ms}$ | 500 | 500 | 500 | A |
| Operating temperature | T_j | | -55 to 150 | -55 to 150 | -55 to 150 | $^\circ\text{C}$ |
| Storage temperature | T_{stg} | | -55 to 150 | -55 to 150 | -55 to 150 | $^\circ\text{C}$ |

Electrical characteristics, at $T_j = 25\text{ }^\circ\text{C}$, unless otherwise specified

| Parameter | Symbol | Conditions | MUR2505 (R) | MUR2510 (R) | MUR2520 (R) | Unit |
|-----------------------|--------|---|-------------|-------------|-------------|---------------|
| Diode forward voltage | V_F | $I_F = 25\text{ A}$, $T_j = 25\text{ }^\circ\text{C}$ | 1 | 1 | 1 | V |
| Reverse current | I_R | $V_R = 50\text{ V}$, $T_j = 25\text{ }^\circ\text{C}$ | 10 | 10 | 10 | μA |
| | | $V_R = 50\text{ V}$, $T_j = 125\text{ }^\circ\text{C}$ | 3 | 3 | 3 | mA |

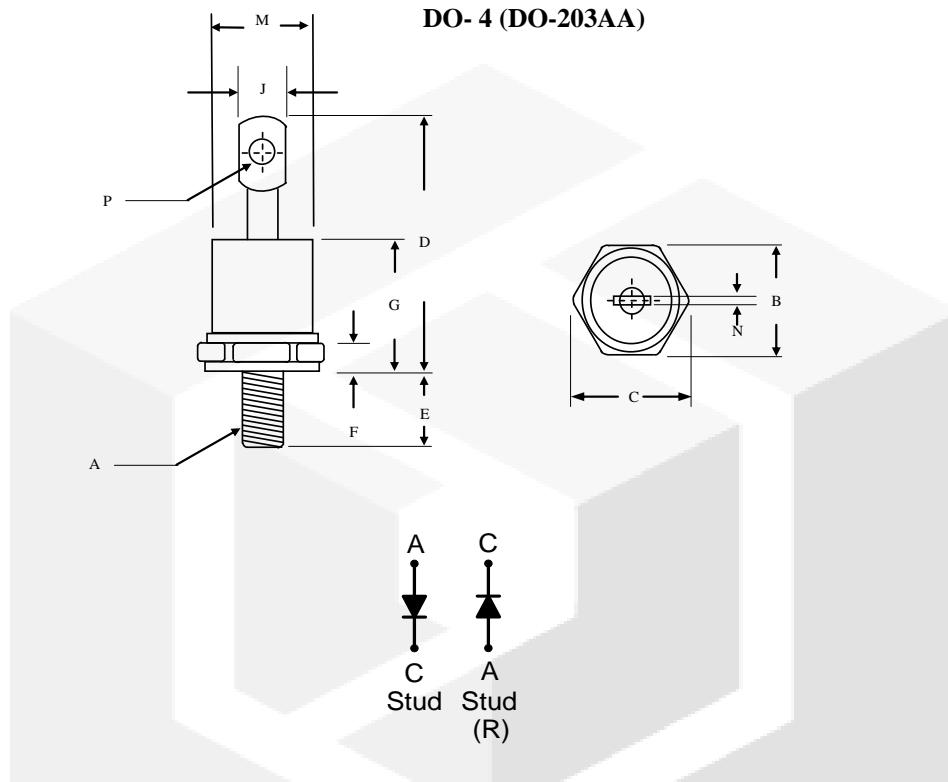
Recovery Time

| Parameter | Symbol | Conditions | MUR2505 (R) | MUR2510 (R) | MUR2520 (R) | Unit |
|-------------------------------|----------|---|-------------|-------------|-------------|------|
| Maximum reverse recovery time | T_{RR} | $I_F = 0.5\text{ A}$, $I_R = 1.0\text{ A}$, $I_{RR} = 0.25\text{ A}$ | 75 | 75 | 75 | ns |



Package dimensions and terminal configuration

Product is marked with part number and terminal configuration.



| | Inches | | Millimeters | |
|---|-----------|--------|-------------|-------|
| | Min | Max | Min | Max |
| A | 10-32 UNF | | | |
| B | 0.424 | 0.437 | 10.77 | 11.10 |
| C | ----- | 0.505 | ----- | 12.82 |
| D | ----- | 0.800 | ----- | 20.30 |
| E | 0.453 | 0.492 | 11.50 | 12.50 |
| F | 0.114 | 0.140 | 2.90 | 3.50 |
| G | ----- | 0.405 | ----- | 10.29 |
| J | ----- | 0.216 | ----- | 5.50 |
| M | ----- | φ0.302 | ----- | φ7.68 |
| N | 0.031 | 0.045 | 0.80 | 1.15 |
| P | 0.070 | 0.79 | 1.80 | 2.00 |
| | | | | |

X-ON Electronics

Largest Supplier of Electrical and Electronic Components

Click to view similar products for [Rectifiers](#) category:

Click to view products by [GeneSiC Semiconductor](#) manufacturer:

Other Similar products are found below :

[70HFR40](#) [RL252-TP](#) [150KR30A](#) [1N5397](#) [SCF5000](#) [1N4002G](#) [1N4005-TR](#) [JANS1N6640US](#) [VS-80-7161](#) [481235F](#) [RRE02VS6SGTR](#)
[067907F](#) [MS306](#) [70HF40](#) [T85HFL60S02](#) [VS-88-4031](#) [VS-66-9903](#) [US2JFL-TP](#) [A1N5404G-G](#) [ACGRA4007-HF](#) [ACGRB207-HF](#)
[CLH03\(TE16L,Q\)](#) [ACGRC307-HF](#) [ACEFC304-HF](#) [85HFR60](#) [40HFR60](#) [VS-88-7272PBF](#) [70HF120](#) [85HFR80](#) [D126A45C](#) [SCF7500](#)
[D251N08B](#) [SCHJ22.5K](#) [SM100](#) [SCPA2](#) [SCH10000](#) [SDHD5K](#) [VS-12FL100S10](#) [ACGRA4001-HF](#) [D1821SH45T PR](#) [D1251S45T](#)
[SKN300/16](#) [SKN 5/08](#) [TSD3G](#) [SET130312](#) [MSE07PBHM3/89A](#) [UES1106](#) [NTE6010](#) [JANTX1N5196](#) [SCHS15000](#)